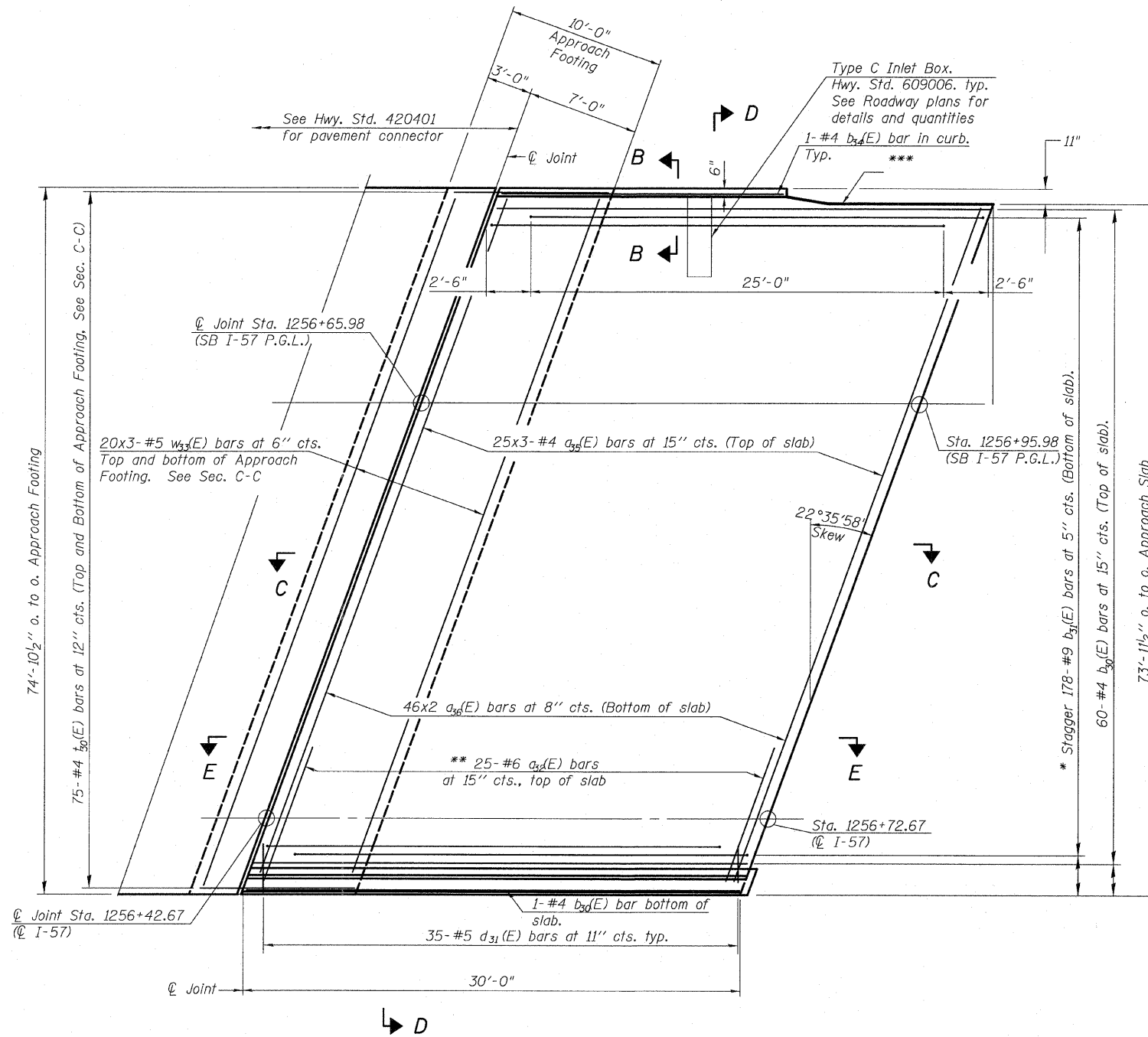


STATE OF ILLINOIS
DEPARTMENT OF TRANSPORTATION

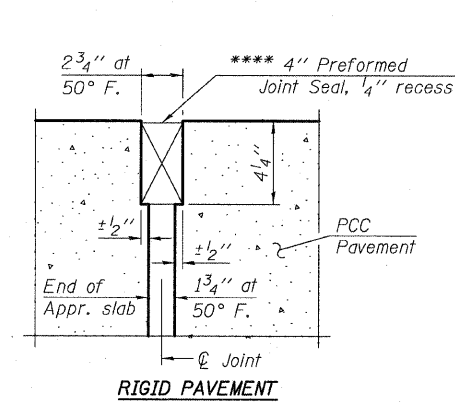
Notes:
See sheet 28 of 68 for Sections C-C & D-D and View E-E.
 $a_3(E)$ and $a_4(E)$ bar spacings measured along ϕ Rdwy.
Order $a_3(E)$, $a_4(E)$, $b_3(E)$ and $b_3(E)$ bars full length. Cut in field to fit Type C Inlet Box, Hwy. Standard 609006.



PLAN

* Tilt #9 $b_{31}(E)$ bars as required to maintain clearance.
** Space between $a_{35}(E)$ bars, typ. each parapet.
*** Closed cell joint filler according to Article 1051.08 of the Std. Specifications: full depth of slab, full length of parapet. Typ. each parapet.

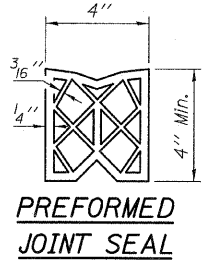
**** Cost included with Concrete Superstructure.



DETAIL A

Minimum Bar Laps

#4 Bar 2'-11"
#5 Bar 3'-3"



WEST APPROACH SLAB SB I-57 - 1
STRUCTURE NO. 016-1251

TYLIN INTERNATIONAL

DESIGNED	JMA	REVISIONS	
CHECKED	SP,	NAME	DATE
DRAWN	JMA		
CHECKED	SP, PDF		
DATE	03/18/10		

SHEET NO. 27	F.A.I. RTE.	SECTION	COUNTY	TOTAL SHEETS	SHEET NO.
	57	1414.2B	COOK	516	272
68 SHEETS	CONTRACT NO. 60J27				
FED. ROAD DIST. NO. 1		ILLINOIS	FED. AID PROJECT		