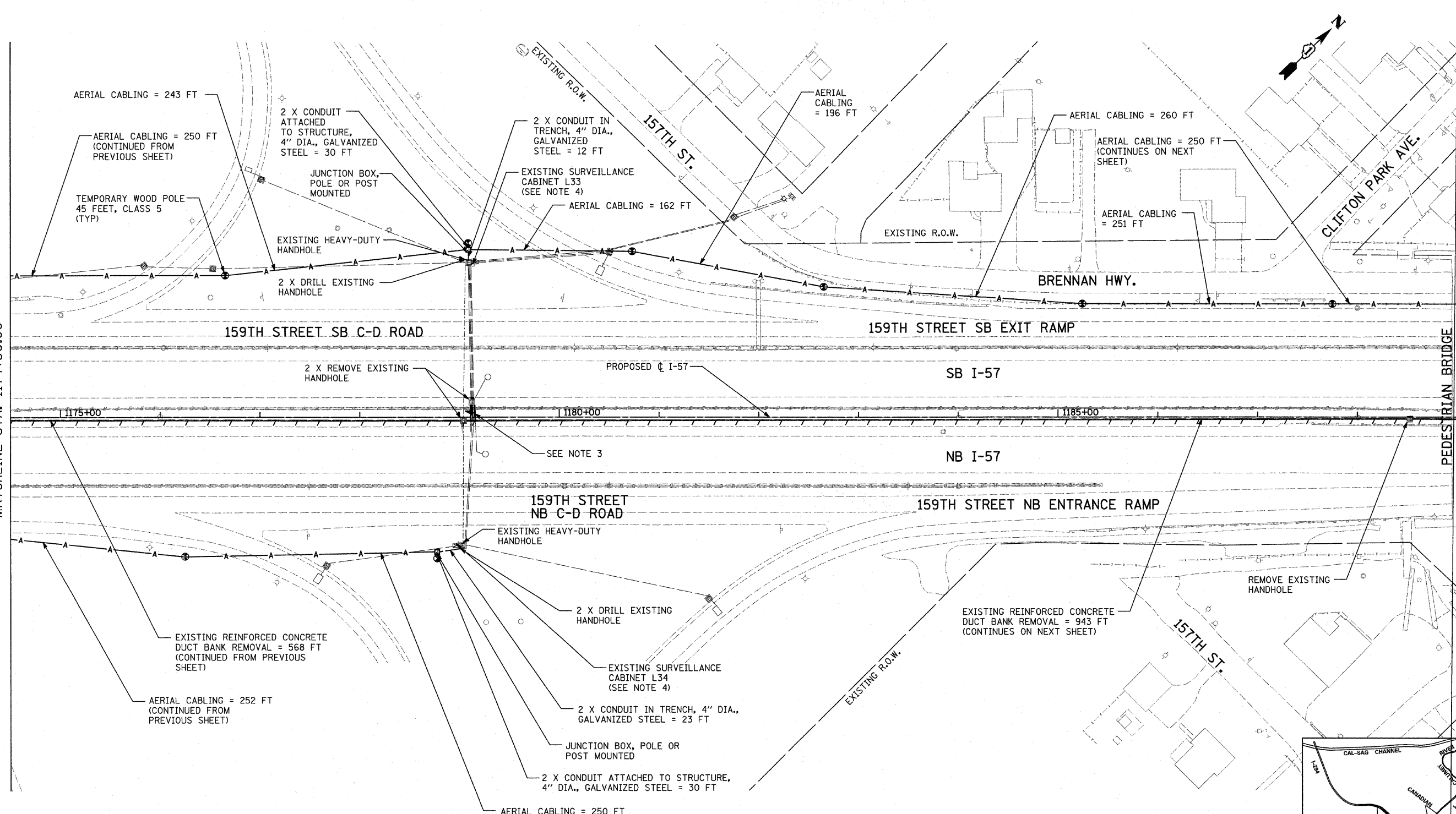


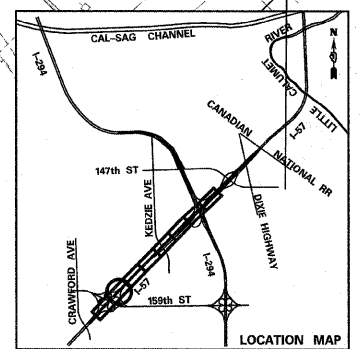
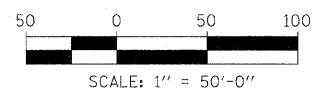
MATCHLINE STA. 1174+50.00

MATCHLINE STA. 1189+00.00



NOTES:

1. SEE WIRING DIAGRAM SHEETS FOR CABLING DETAILS AT SURVEILLANCE CABINETS L33 AND L34.
2. SEE WIRING DIAGRAM SHEETS FOR AERIAL CABLING DETAILS ON TEMPORARY WOOD POLES.
3. REMOVAL OF EXISTING CONDUIT SHALL BE INCLUDED IN THE COST OF THE ASSOCIATED REPLACEMENT ITEMS - SEE PROPOSED TRAFFIC SURVEILLANCE PLAN SHEETS
4. SEE TEMPORARY TRAFFIC SURVEILLANCE DETAILS FOR CONDUIT INFORMATION AT SURVEILLANCE CABINETS.



TYLIN INTERNATIONAL	USER NAME =	DESIGNED - JDF	REVISED -	STATE OF ILLINOIS DEPARTMENT OF TRANSPORTATION	I-57 AT I-294 INTERCHANGE PROJECT			F.A.I. RTE. =	SECTION	COUNTY	TOTAL SHEETS	SHEET NO.
	PLOT SCALE =	DRAWN - CAC	REVISED -		57	1414.2B	COOK	516	218			
	PLOT DATE =	CHECKED - DAJ	REVISED -		SCALE: 1"=50'	SHEET NO. 2 OF 8 SHEETS	STA. 1174+50 TO STA. 1189+00	FED. ROAD DIST. NO.	ILLINOIS FED. AID PROJECT	CONTRACT NO. 60J27		
		DATE - 3/18/2010	REVISED -									