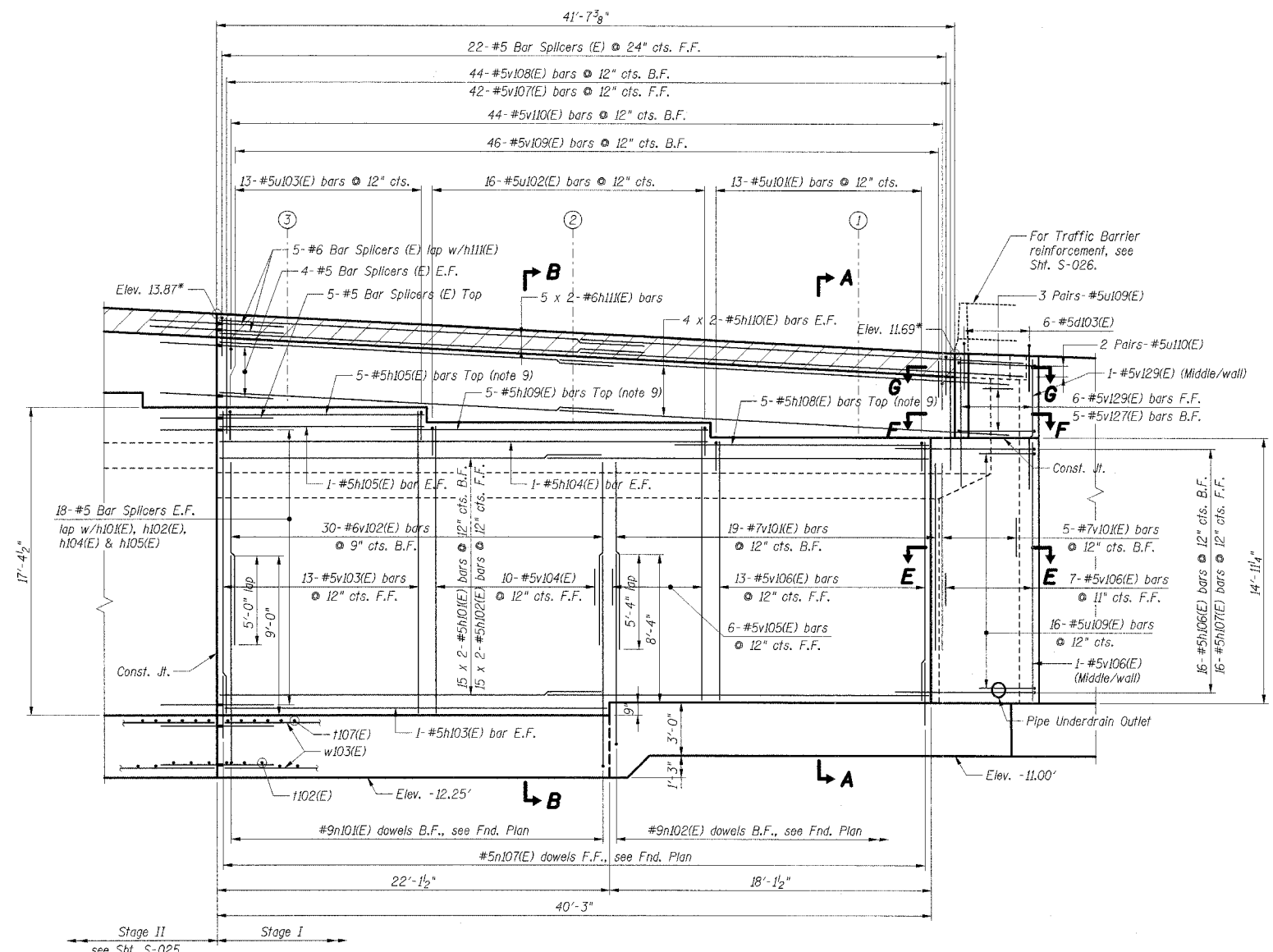


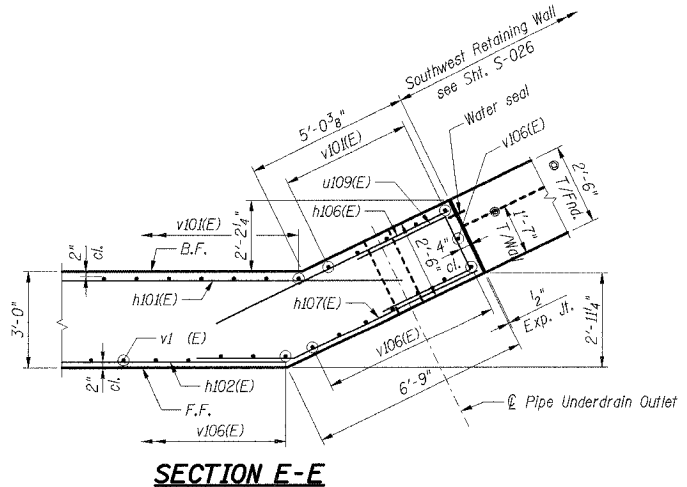
F.A.I. RTE.	SECTION	COUNTY	TOTAL SHEETS	SHEET NO.
57	*	COOK	916	601
STA.		TO STA.		
FED. ROAD DIST. NO.		ILLINOIS FED. AID PROJECT		
		CONTRACT NO. 62304		
		*(1516.1, 1717, & 1818) R-4		



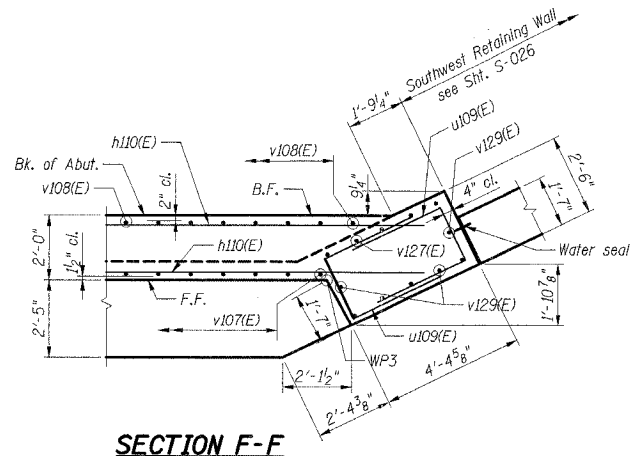
Bar	Min. Vert. Lap	Min. Hor. Lap
#5	2'-2"	3'-0"
#6	2'-7"	3'-7"
#7	3'-5"	-
#8	4'-6"	4'-6"
#9	5'-9"	-

ELEVATION - SOUTH ABUTMENT WALL I

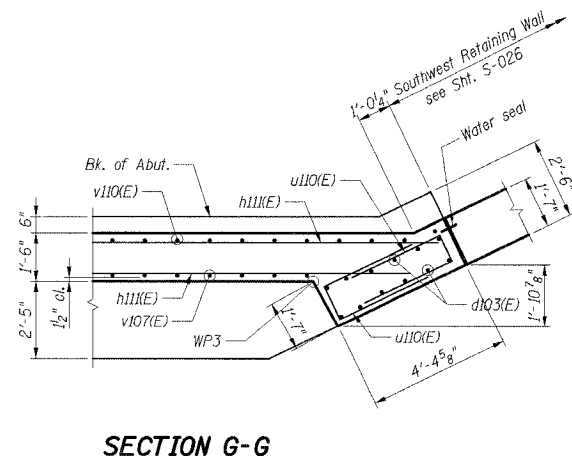
- Notes:**
1. Reinforcement bars designated (E) shall be epoxy coated.
 2. Bars indicates thus 4 x 2-#5 etc. indicates 4 lines of bars with 2 lengths per line.
 3. Work this sheet with Shts. S-021 thru S-029.
 4. For Work Points, see Sht. S-021.
 5. For Sections A-A & B-B, see Sht. S-028.
 6. For Bar List & Bill of Material, see Sht. S-029.
 7. For typical wall details, see Sht. S-040.
 8. B.F. denotes Back Face.
 9. Space reinforcement to miss anchor bolts.



SECTION E-E



SECTION F-F



SECTION G-G

SHT. S-024

REVISIONS	
NAME	DATE

ILLINOIS DEPARTMENT OF TRANSPORTATION
 F.A.I. ROUTE 57 (INTERSTATE 57)
 I-57 NB OVER WB CONNECTOR
 SN 016-0072 OLD, SN 016-2852 NEW
 STA. 238+73.54
 COOK COUNTY, SECTION (1516.1, 1717, & 1818) R-4

SOUTH ABUTMENT WALL I

DATE: 03/07/06
 DRAWN BY: HBJ
 CHECKED BY: TCU

TENG
 TENG & ASSOCIATES, INC.
 ENGINEERS/ARCHITECTS/PLANNERS
 205 N. MICHIGAN AVE., CHICAGO, IL 60601
 TELEPHONE: 312.616.0000

\\F:\5-000\PROJ\CVL\DOCUMENT\930860\STRUCT\DWG\ABT0018.DWG
 3-01-2006 15:58:55
 \\F:\5-000\PROJ\CVL\DOCUMENT\930860\STRUCT\DWG\ABT0018.DWG
 3-01-2006 15:58:55