F.A.I. RTE.	SECTION	COUNTY	TOTAL SHEETS	SHEET NO.
57	*	COOK	916	562
STA.	TO STA.			
FED. ROAD DIST. NO. 1	ILLINOIS	FED. AID PROJECT		

CONTRACT NO. 62304
*(1516.1, 1717, & 1818) R-4

EXISTING STRUCTURE

Structure No. 016-0073 was built in 1960 as F.A.I. 57 and C.T.A. over southbound F.A.I. 90, I-94, and the C.T.A. The structure consists of a 2 cell tunnel containing C.T.A. tracks in the eastern cell and southbound I-94 in the western cell. The substructure consists of reinforced concrete abutments and a pier founded on concrete piles which support a precast concrete deck beam roof system. Traffic is to be maintained using staged construction during rehabilitation.

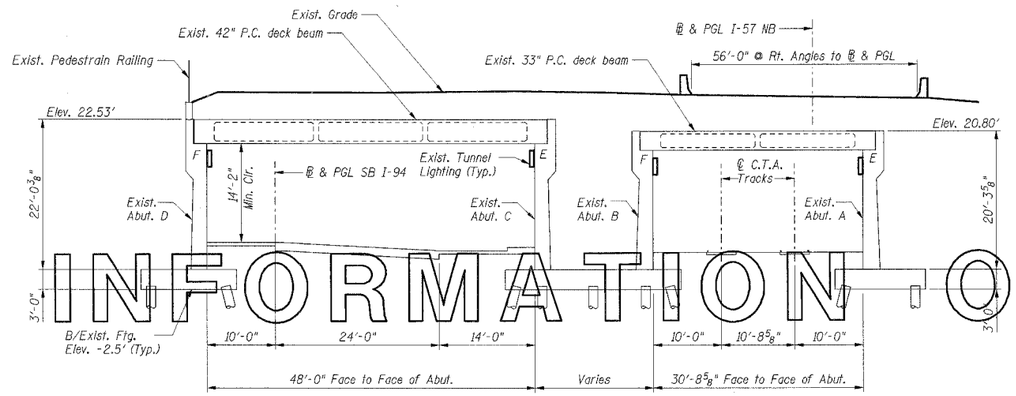

SECTION

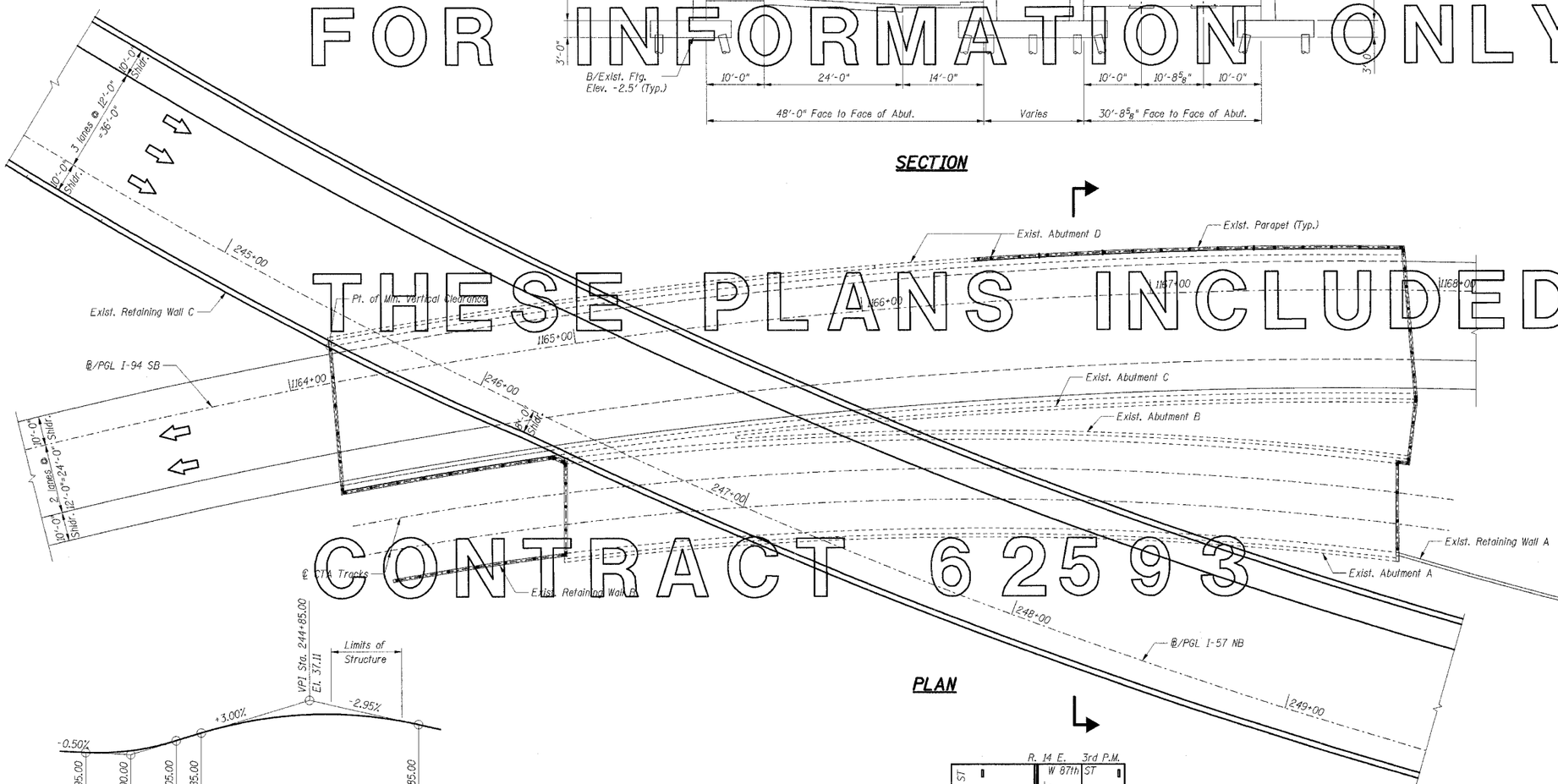

PLAN

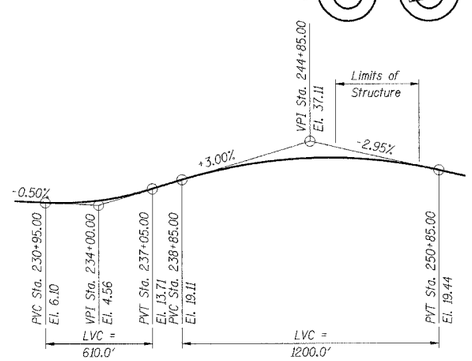

PROFILE GRADE NB INTERSTATE 57

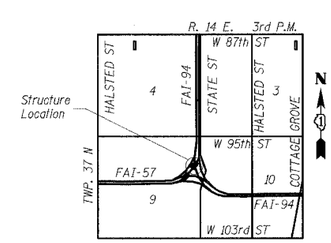

LOCATION MAP

DESIGN SPECIFICATIONS

2002 AASHTO Standard Specifications for Highway Bridges

DESIGN LOADING

Roadway Live Load: HS20-44 & Alt.

DESIGN STRESSES

Existing Construction
Cast in Place Concrete, f'c = Unknown
Reinforcement, fy = 40,000 psi
Precast Concrete, f'c = Unknown
Prestressing Steel, f's = 250,000 psi

SCOPE OF WORK

The work under this contract includes cleaning the abutment and retaining wall drainage systems, removing and repairing loose and unsound concrete from exposed surfaces of the abutments, and removing and repairing loose and unsound concrete from the underside of the precast deck beams and the cast in place edge beams. Repairs to the top portions of the structure have been completed in another contract.

TOTAL BILL OF MATERIAL

Item	Unit	Total
Formed Concrete Repair *	Sq Ft	281
Epoxy Crack Sealing	Foot	41
Cleaning Drainage System	L Sum	1
Concrete Sealing	Sq Yd	2,130
Cored Drain Holes	Each	64
Polymer Modified Portland Cement Mortar	Sq Ft	27.0
Protect and maintain Existing IDOT Tunnel Lighting System	L Sum	1
Protect and maintain Existing CTA Tunnel Lighting System	L Sum	1

*Depth less than or equal to 5"

GENERAL NOTES:

Plan dimensions and details relative to existing structures have been taken from existing plans and are subject to nominal construction variations. It shall be the Contractor's responsibility to verify such dimensions and details in the field and make necessary approved adjustments prior to construction or ordering of materials. Such variations shall not be cause for additional compensation for a change in the scope of the work, however, the Contractor will be paid for the quantity actually furnished at the unit price bid for the work.

INDEX OF SHEETS

S-001 GENERAL PLAN AND ELEVATION
S-002 DECK PLAN I
S-003 DECK PLAN II
S-004 ABUTMENT A REPAIRS I
S-005 ABUTMENT A REPAIRS II
S-006 ABUTMENT B REPAIRS I
S-007 ABUTMENT B REPAIRS II
S-008 ABUTMENT C REPAIRS I
S-009 ABUTMENT C REPAIRS II
S-010 ABUTMENT D REPAIRS I
S-011 ABUTMENT D REPAIRS II

SHT. S-001

REVISIONS	
NAME	DATE

ILLINOIS DEPARTMENT OF TRANSPORTATION
F.A.I. ROUTE 57 (INTERSTATE 57) OVER
F.A.I. ROUTE I-94 SB & CTA TRACKS-BRIDGE REPAIRS
SN 016-0073
COOK COUNTY
SECTION (1516.1, 1717, & 1818) R-4

GENERAL PLAN & ELEVATION

DATE: 03/07/06
DRAWN BY: VV
CHECKED BY: RDS

TENG

TENG & ASSOCIATES, INC.
ENGINEERS/ARCHITECTS/PLANNERS
205 N. MICHIGAN AVE., CHICAGO, IL 60601
TELEPHONE: 312.616.0000

FOR INFORMATION ONLY
THESE PLANS INCLUDED IN
CONTRACT 62593

~\SPROGRAM FILES\BENTLEY\MICROSTATION V8 SELECT\WORKSPACE\PROJECTS\IDOT\DATA\DGN\SHEETS\S-001.DGN 2-8-2006, 4:08:43