F.A.I. RTE.	SECTION	COUNTY	TOTAL SHEETS	SHEET NO.
94	*	COOK	916	19
STA. 1990+48 (NB FORD)	190+65 (NB I-57) TO STA. 2316+00 (NB RYAN)			
FED. ROAD DIST. NO.	ILLINOIS	FED. AID PROJECT		

* (1516.1, 1717, & 1818) R-4

6230

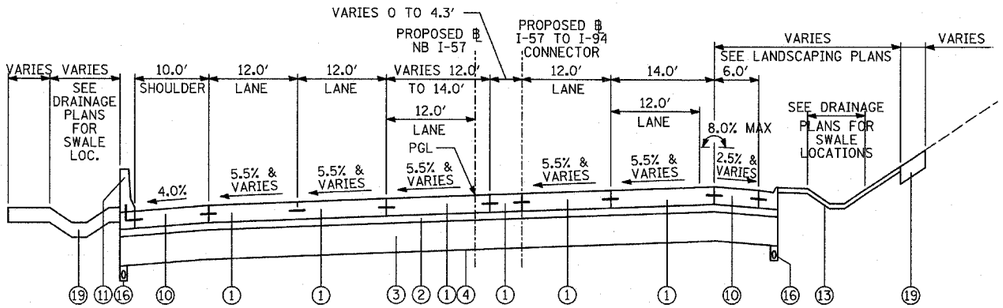

PROPOSED NB I-57 MAINLINE PAVEMENT

BETWEEN STA. 224+60 AND STA. 227+77

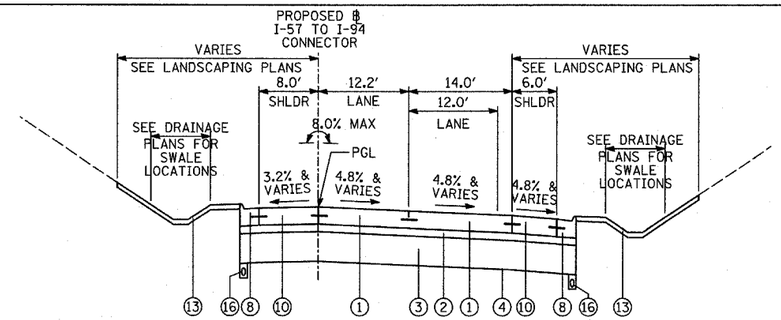

PROPOSED EB CONNECTOR MAINLINE PAVEMENT

BETWEEN NB I-57/EB CONNECTOR SPLIT AND CONTRACT LIMIT AT STA. 415+06

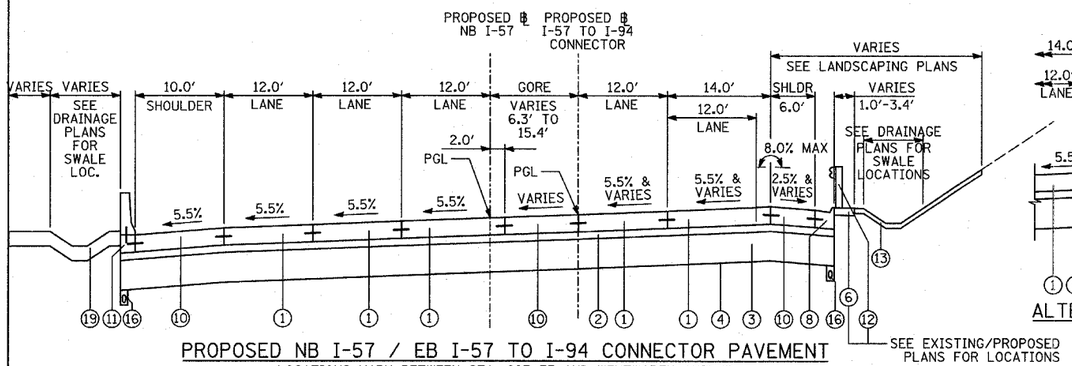

PROPOSED NB I-57 / EB I-57 TO I-94 CONNECTOR PAVEMENT

LOCATIONS VARY BETWEEN STA. 227+77 AND WENTWORTH AVENUE

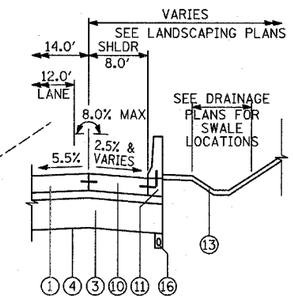

ALTERNATE EDGE TREATMENT

FOR SECTION AT LEFT

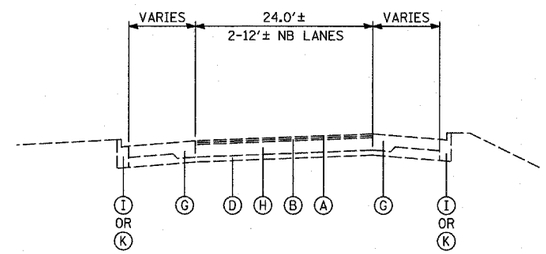

EXISTING NB I-57 MAINLINE PAVEMENT

BETWEEN NB I-57/EB CONNECTOR SPLIT AND NB I-57/I-94 MERGE

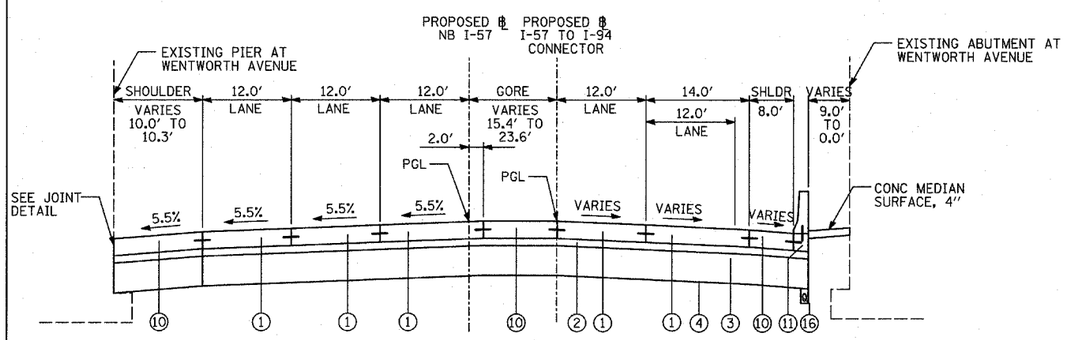

PROPOSED NB I-57 / EB I-57 TO I-94 CONNECTOR PAVEMENT

AT WENTWORTH AVENUE OVERPASS

(SEE CROSS-STREET OVERPASS FOOTING DETAILS)

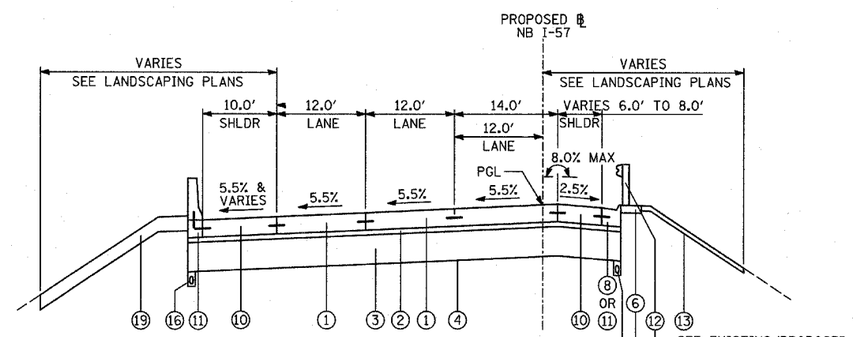

PROPOSED NB I-57 MAINLINE PAVEMENT

BETWEEN WENTWORTH AND NB I-57 STA. 236+70

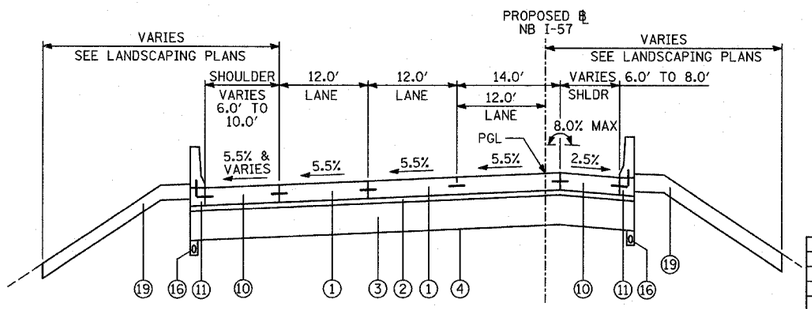

PROPOSED NB I-57 MAINLINE PAVEMENT

BETWEEN NB I-57 STA. 239+89 AND I-57 / I-94 MERGE

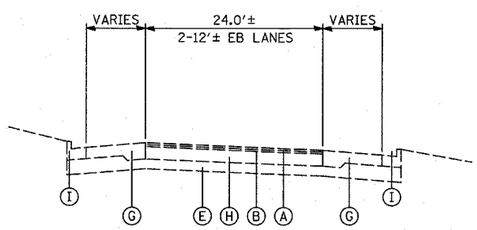

EB I-57 TO I-94 CONNECTOR

PROPOSED LEGEND

1. CONTINUOUSLY REINFORCED PORTLAND CEMENT CONCRETE PAVEMENT 14"; & PAVEMENT REINFORCEMENT, 14"
2. STABILIZED SUB-BASE, 6" (BITUMINOUS AGGREGATE MIXTURE)
3. SUB-BASE GRANULAR MATERIAL, TYPE B 24"
4. GEOTECHNICAL FABRIC FOR GROUND STABILIZATION
5. CONCRETE MEDIAN SURFACE, 6 INCH (SPECIAL)
6. CONCRETE MEDIAN SURFACE, 6 INCH (SPECIAL) (WITHOUT STAMPED PATTERN)
7. COMBINATION CONCRETE CURB AND GUTTER, TYPE M-2.24
8. COMBINATION CONCRETE CURB AND GUTTER, TYPE M-4.24
9. COMBINATION CONCRETE CURB AND GUTTER, TYPE M-4.48
10. PORTLAND CEMENT CONCRETE SHOULDERS 14"
11. CONCRETE BARRIER, SINGLE FACE, 32 INCH HEIGHT; BARRIER BASE; BARRIER WALL MARKERS (PER IDOT STD. 635001 & 635006)
12. TRAFFIC BARRIER TERMINAL, TYPE VARIES
13. TOPSOIL FURNISH AND PLACE, 4"; SEEDING, CLASS 2A; EROSION CONTROL BLANKET
14. AGGREGATE FILL (INCLUDED IN THE COST OF "CONCRETE MEDIAN SURFACE, 6" (SPECIAL)") (MATCH DEPTH TO ADJACENT CURB & GUTTER)
15. POLYMERIZED BITUMINOUS CONCRETE SURFACE COURSE, MIX "F", N105, 1¾"
16. PIPE UNDERDRAIN, 6" (SEE DETAILS)
17. POLYMERIZED BITUMINOUS CONCRETE BINDER COURSE, SUPERPAVE, IL-19, N105, 2¼"
18. ELECTRICAL DUCTBANK (SEE ELECTRICAL INFRASTRUCTURE PLANS)
19. TOPSOIL FURNISH AND PLACE, 12"; COMPOST FURNISH AND PLACE 6"; EROSION CONTROL BLANKET; SEEDING (SEE PLAN FOR CLASS)
20. CONCRETE BARRIER, SINGLE FACE, 42 INCH HEIGHT (SPECIAL); BARRIER BASE; CTA FENCE (SEE DETAILS); BARRIER WALL MARKERS (PER IDOT STD. 635001 & 635006)
21. PORTLAND CEMENT CONCRETE PAVEMENT 10" (JOINTED)
22. SUB-BASE GRANULAR MATERIAL, TYPE B 12"
23. SUB-BASE GRANULAR MATERIAL, TYPE B 6"
24. PORTLAND CEMENT CONCRETE SHOULDERS 9"
25. BITUMINOUS CONCRETE SURFACE COURSE, SUPERPAVE MIX "D", N70, 1½"
26. PORTLAND CEMENT CONCRETE BASE COURSE 13"
27. PORTLAND CEMENT CONCRETE PAVEMENT 14" (JOINTED)

EXISTING LEGEND

ALL EXISTING PAVEMENT DEPTHS ARE FROM AS-BUILT PLANS AND ARE SUBJECT TO CHANGE

- (A) BIT CONC SURFACE COURSE, 1½"±
- (B) BIT CONC BINDER COURSE, 1½"±
- (C) BIT CONC BINDER COURSE, 4¾"±
- (D) SUB-BASE GRANULAR MATERIAL, 4"±
- (E) SUB-BASE GRANULAR MATERIAL, 6"±
- (F) CRUSHED STONE, 5"±
- (G) PCC SHOULDERS, 9"±
- (H) PCC BASE COURSE, 9"±
- (I) COMB CONC CURB & GUTTER
- (J) PCC PAVEMENT, 10"± (W/ PAVEMENT FABRIC, 80 LBS±/100 SF)
- (K) CONCRETE BARRIER WALL
- (L) CTA BALLAST STONE; REGRADE AS NECESSARY (INCLUDE REGRADING IN THE COST OF "CONCRETE BARRIER, SINGLE FACE, 42 INCH HEIGHT (SPECIAL)")
- (M) BITUMINOUS SURFACE, 7"±
- (N) STABLIZED SUB-BASE, 4"±
- (O) SUB-BASE GRANULAR MATERIAL, 12"±
- (P) EXISTING PIPE UNDERDRAIN
- (Q) EXISTING FIBER OPTIC DUCT

NOTES:

1. REFER TO PAVEMENT JOINTING AND ELEVATION PLANS FOR DESCRIPTIONS AND DETAILS OF PAVEMENT JOINTS.

TY·LIN INTERNATIONAL

REVISIONS	
NAME	DATE

ILLINOIS DEPARTMENT OF TRANSPORTATION

F.A.I. 94 (DAN RYAN EXPRESSWAY)

EXISTING & PROPOSED TYPICAL SECTIONS NB I-57 / EB I-57 TO I-94 CONNECTOR (SHEET 3 OF 8)

SCALE: NONE — DRAWN BY: RTM

DATE: MARCH 7, 2006 — CHECKED BY: MPG