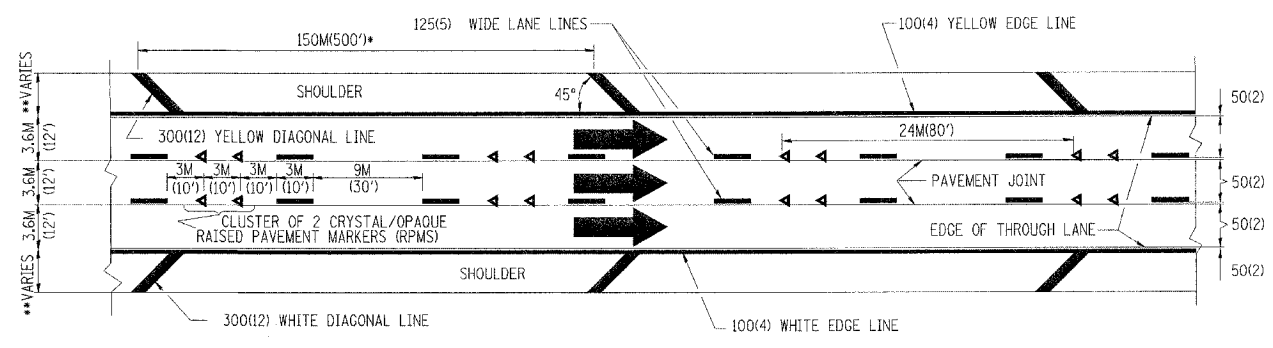


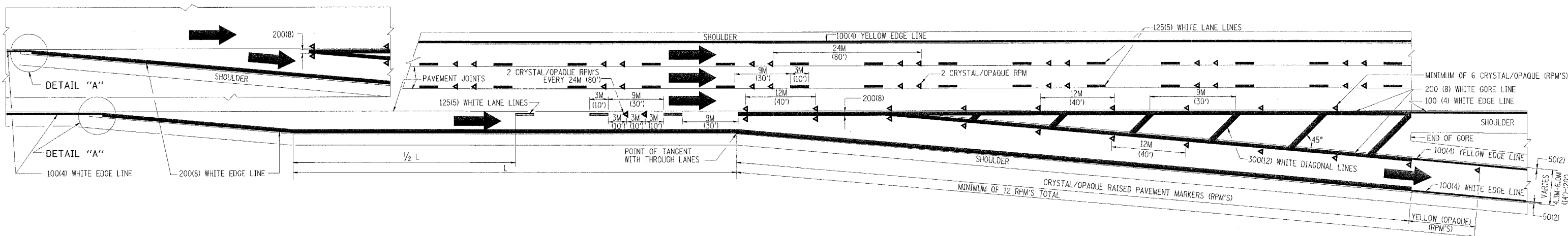

F. A. REF.	SECTION	COUNTY	TOTAL SHEETS	SHEET NO.
			59	53
STA.		TO STA.		
FED. ROAD DIST. NO. 7		ILLINOIS		FED. AID PROJECT

- THE DIAGONAL LINES SHALL BE SPACED AT 12M (40') C-C ACROSS ALL STRUCTURES WHICH ARE 150M (500') OR LESS IN LENGTH
- THE DIAGONAL LINES ARE NOT REQUIRED ON SHOULDERS WHICH ARE 1.8M (6') OR LESS IN WIDTH

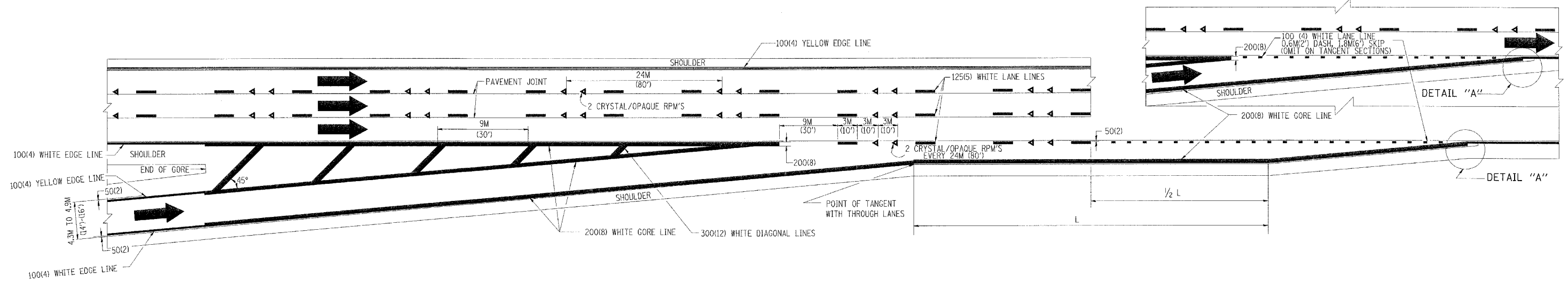


**TYPICAL EDGE LINES & LANE LINES**

- NOTES:
1. THERMO PLASTIC PAVEMENT MARKING LINE SHALL BE USED FOR THE EDGE LINES, GORE LINES, AND DIAGONAL LINES ON BITUMINOUS PAVEMENT ONLY.
  2. PREFORMED PLASTIC PAVEMENT MARKING LINE SHALL BE USED FOR ALL LANE LINES
  3. PREFORMED PLASTIC PAVEMENT MARKING LINE SHALL BE USED ON PCC PAVEMENT.



**TYPICAL EXIT RAMP PAVEMENT MARKINGS**



**TYPICAL ENTRANCE RAMP PAVEMENT MARKINGS**

REVISIONS	
NAME	DATE
DWS	1/90
DWS	5/91
AH	3/96
DWS	7/96

ILLINOIS DEPARTMENT OF TRANSPORTATION

**MULTI-LANE FREEWAY PAVEMENT MARKING DETAILS**

SCALE: NONE  
 DATE: 10/18/2002  
 DRAWN BY: C.A.D.D.  
 CHECKED BY: TC12 SHEET 1 OF 2  
 REVISION DATE: 01/01/96

\*DATE-TIME\*  
 \*DGN-SPEC\*  
 VITC12