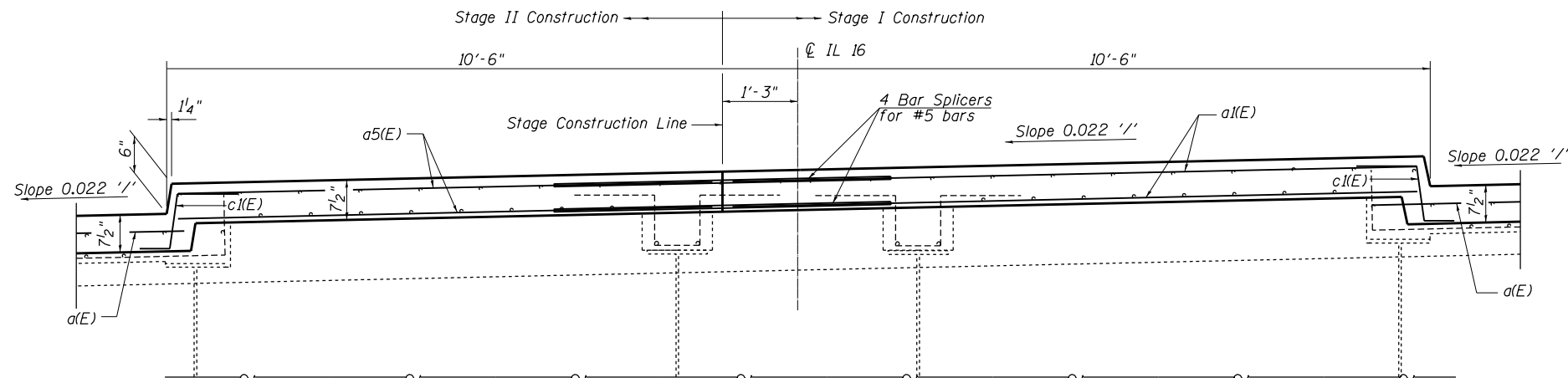


SECTION A-A
(Dimensions at Rt. L's to end of deck)

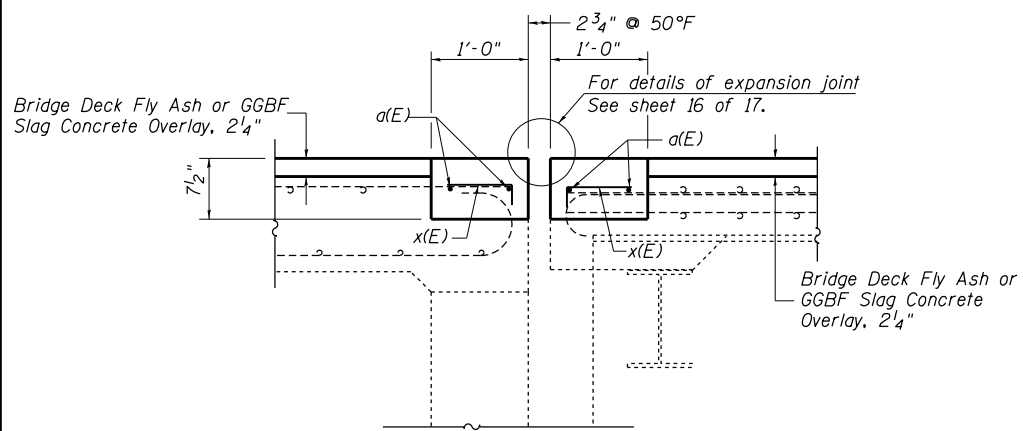
Note: The existing expansion armor shall be cut at the limit of the Concrete Removal as needed. Cost included with Concrete Removal.

Hatching indicates Concrete Removal.

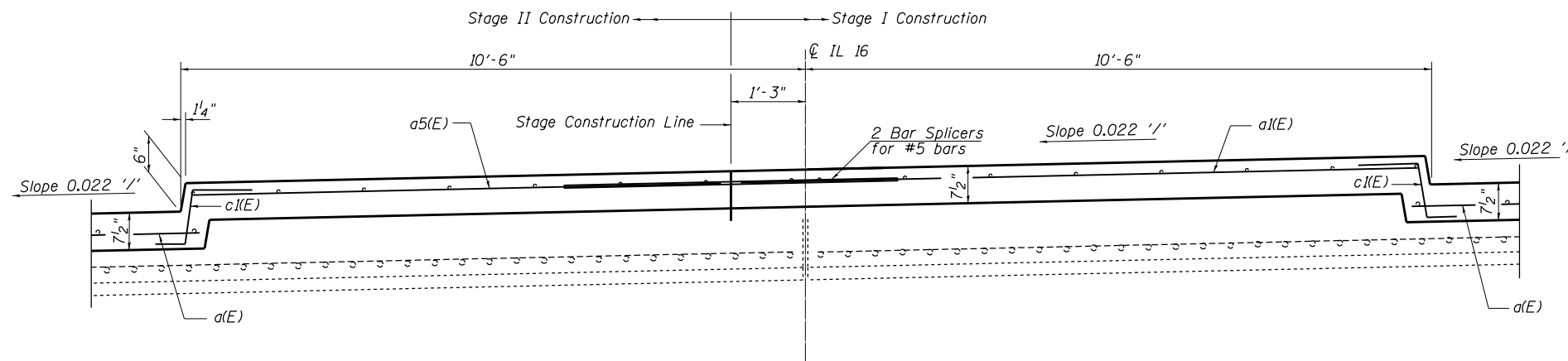


SECTION THRU DECK MEDIAN
(LOOKING EAST)

○ Existing Reinforcement
● Proposed Reinforcement



SECTION B-B
(Dimensions at Rt. L's to end of deck)



SECTION THRU APPROACH MEDIAN
(LOOKING EAST)

FILE NAME =	USER NAME = steffenmk	DESIGNED - KLB	REVISED -
ei:\pw\work\p\idot\stefjenmk\d0187065\074615-shr-brd\details.dgn		DRAWN - KLB	REVISED -
Default	PLOT SCALE = 40.0000 ' / in.	CHECKED - MEA	REVISED -
	PLOT DATE = 3/28/2013	DATE - 10/31/2012	REVISED -

STATE OF ILLINOIS
DEPARTMENT OF TRANSPORTATION

EXPANSION JOINT REPLACEMENT DETAILS
SN. 087-0020

SCALE: SHEET 7 OF 17 SHEETS STA. TO STA.

F.A.P. RTE.	SECTION	COUNTY	TOTAL SHEETS	SHEET NO.
325	(11B-1)BR	SHELBY	32	22
CONTRACT NO. 74615			ILLINOIS FED. AID PROJECT	