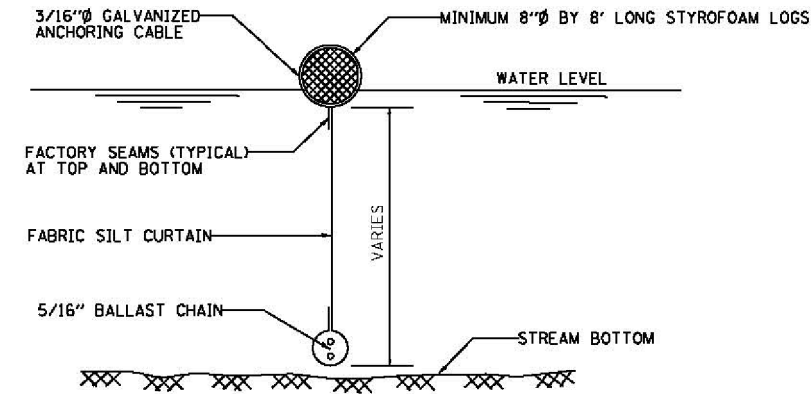
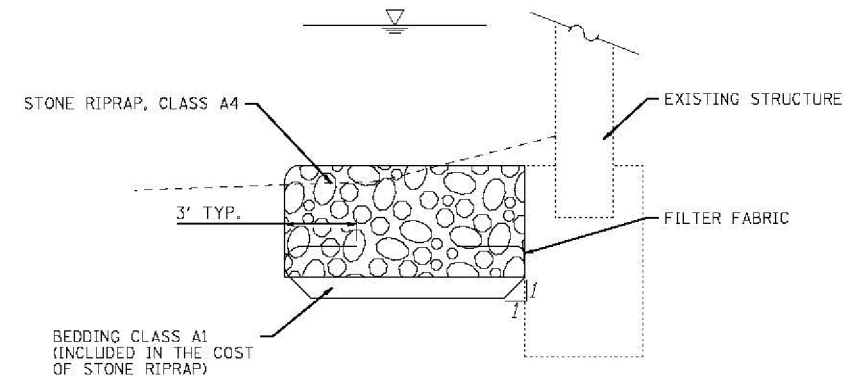


**ELEVATION**



**SECTION A-A**

**FLOTATION BOOM**




**FILTER FABRIC/ RIPRAP DETAIL**

**NOTES:**

1. FLOTATION BOOM SHALL BE ANCHORED TO PREVENT DRIFT SHOREWARD OR DOWNSTREAM. ANCHORAGES SHALL BE INSTALLED ON BOTH SHORE AND STREAM SIDE.
2. SHORE ANCHORS SHALL CONSIST OF A POST WITH DEADMAN OR APPROVED EQUAL. STREAM ANCHORS SHALL BE SUFFICIENT SIZE TO STABILIZE THE BARRIER WITH NUMBER AND SPACING DEPENDENT ON WATERWAY VELOCITIES.
3. FABRIC SECTIONS SHALL BE CONNECTED END TO END WITH MINIMUM 5/8" DIAMETER POLYPROPYLENE ROPE
4. DESIGN OF BOOM AND ANCHORAGE SHALL BE IN ACCORDANCE WITH MANUFACTURER'S RECOMMENDATIONS. BOTTOM OF BOOM SHALL REACH BOTTOM OF WATERWAY USING ONE OR TWO VERTICAL SECTIONS AS REQUIRED.
5. MAINTENANCE SHALL BE PERFORMED AS NEEDED. CONTRACTOR SHALL REMOVE THE BOOM AT COMPLETION OF WORK IN A MANNER THAT WILL PREVENT SILTATION OF THE WATERWAY.

APPLICATION: FLOTATION BOOMS TO BE USED TO CONTROL EROSION, TURBIDITY AND DEBRIS WHEN WORKING IN WATERWAYS.

3/12/2013 11:24:56 AM



USER NAME = 1485	DESIGNED -	REVISED -
PLOT SCALE = 48.0000' / in.	DRAWN -	REVISED -
PLOT DATE = 3/12/2013	CHECKED -	REVISED -
	DATE - 03/20/2013	REVISED -

**STATE OF ILLINOIS  
DEPARTMENT OF TRANSPORTATION**

**COOK & WILL COUNTY RIP RAP IMPROVEMENTS  
DEWATERING SYSTEM DETAILS**

SCALE: 1"=20' SHEET 3 OF 3 SHEETS STA. TO STA.

F.A. RTE.	SECTION	COUNTY	TOTAL SHEETS	SHEET NO.
*	2012-007 I	COOK/WILL	38	34
• VARIOUS ROUTES			CONTRACT NO. 60T53	
ILLINOIS FED. AID PROJECT				