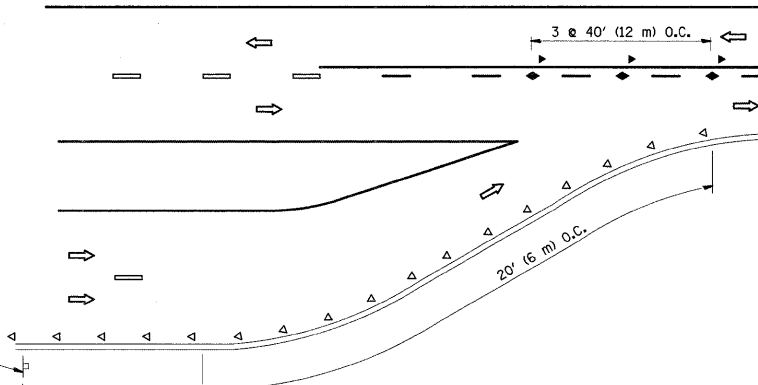
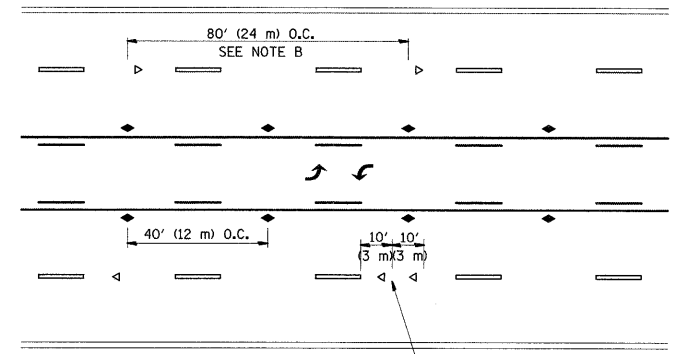


*** REDUCE TO 40' (12 m) O.C. ON CURVES WITH POSTED OR ADVISORY SPEED 45 M.P.H. (70 km/h) OR LESS.

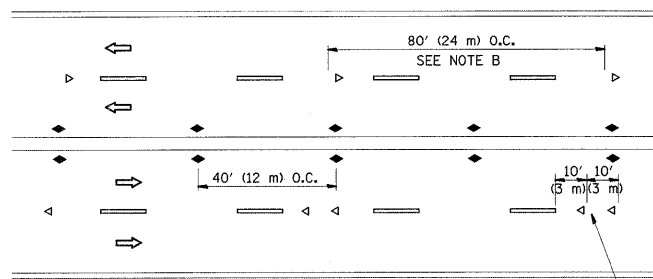
TWO-LANE/TWO-WAY



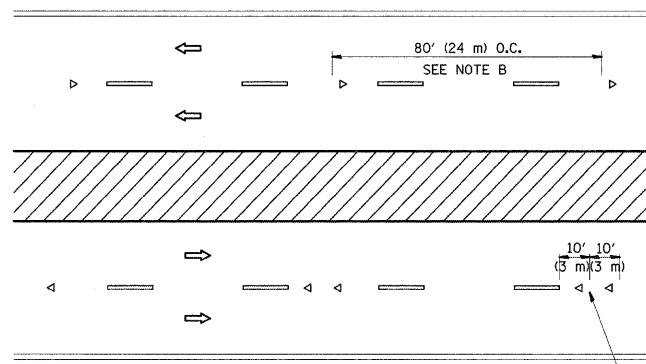
LANE REDUCTION TRANSITION



TWO-WAY LEFT TURN



MULTI-LANE/UNDIVIDED



MULTI-LANE/DIVIDED

GENERAL NOTES

1. MARKERS USED WITH DASHED LINES SHALL BE CENTERED IN THE GAP BETWEEN SEGMENTS.
2. MARKERS USED ADJACENT TO SOLID LINES SHALL BE OFFSET 2 TO 3 (50 TO 75) TOWARD TRAFFIC AS SHOWN.
3. MARKERS THROUGH TANGENTS LESS THAN 500' (150 m) IN LENGTH BETWEEN CURVES SHALL BE INSTALLED AT THE LESSER OF THE TWO CURVE SPACINGS.

SYMBOLS

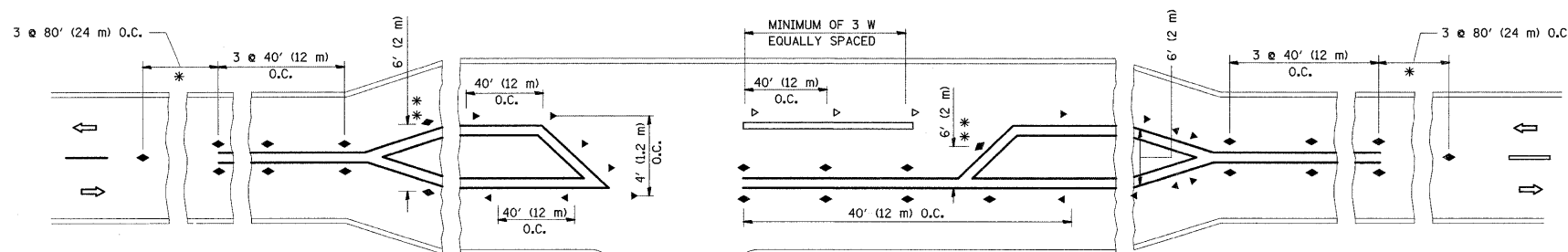
- YELLOW STRIPE
- WHITE STRIPE
- ◀ ONE-WAY AMBER MARKER
- ◁ ONE-WAY CRYSTAL MARKER (W/O)
- ◆ TWO-WAY AMBER MARKER

LANE MARKER NOTES

- B. REDUCE TO 40' (12 m) O.C. ON CURVES WHERE ADVISORY SPEEDS ARE 10 M.P.H (20 km/h) LOWER THAN POSTED SPEEDS.
- A. USE DOUBLE LANE LINE MARKERS SPACED AS SHOWN.

DESIGN NOTES

1. DOUBLE LANE LINE MARKERS SHALL BE USED UNLESS SPECIFIED OTHERWISE.
2. EXCEPT AS SHOWN ON THE LANE REDUCTION TRANSITION AND FREEWAY EXIT RAMP DETAIL, MARKERS ARE NOT TO BE SPECIFIED ON RIGHT EDGE LINES.
3. THE EXACT MARKER LIMITS, SPACING, AND COLOR SHOULD BE INCLUDED IN THE PLANS.
4. MARKERS SHOULD NOT BE USED ALONGSIDE CURBS EXCEPT FOR EXTREMELY SHORT SECTIONS OF CURBS WHERE NOT MORE THAN TWO MARKERS WOULD BE INVOLVED.



LEFT TURN

* SEE TWO-LANE/TWO-WAY WHERE MARKERS CONTINUE
 ** WHERE THE MEDIAN WIDTH IS 6' (2 m) OR LESS USE TWO-WAY MARKERS.

All dimensions are in inches (millimeters) unless otherwise shown.

| | | | | | | | | | | | | | |
|---|-----------------------|------------|---------------------------------|---|--|-------------------------|------|--|---------|---------------------------|--------------|-----------|----|
| FILE NAME = | USER NAME = qureshiya | DESIGNED - | REVISED - T. RAMMACHER 09-19-94 | STATE OF ILLINOIS DEPARTMENT OF TRANSPORTATION | TYPICAL APPLICATIONS RAISED REFLECTIVE PAVEMENT MARKERS (SNOW-PLOW RESISTANT) | | | F.A.U. RTE. | SECTION | COUNTY | TOTAL SHEETS | SHEET NO. | |
| ct\pwork\pwork\PWIDOT\QURESHIYA\08137567\Drawings\std.dgn | | DRAWN - | REVISED - T. RAMMACHER 03-12-99 | | SCALE: NONE | SHEET NO. 1 OF 1 SHEETS | STA. | TO STA. | 3532 | 0103RS-6 | COOK | 22 | 17 |
| | | CHECKED - | REVISED - T. RAMMACHER 01-06-00 | | | | | TC-11 | | CONTRACT NO. 60G85 | | | |
| | | DATE - | REVISED - | | | | | <small>FED. ROAD DIST. NO. 1 (ILLINOIS) FED. AID PROJECT</small> | | | | | |