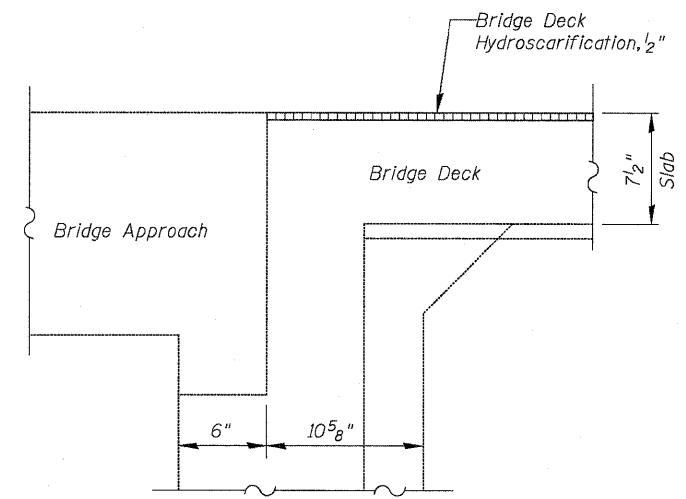
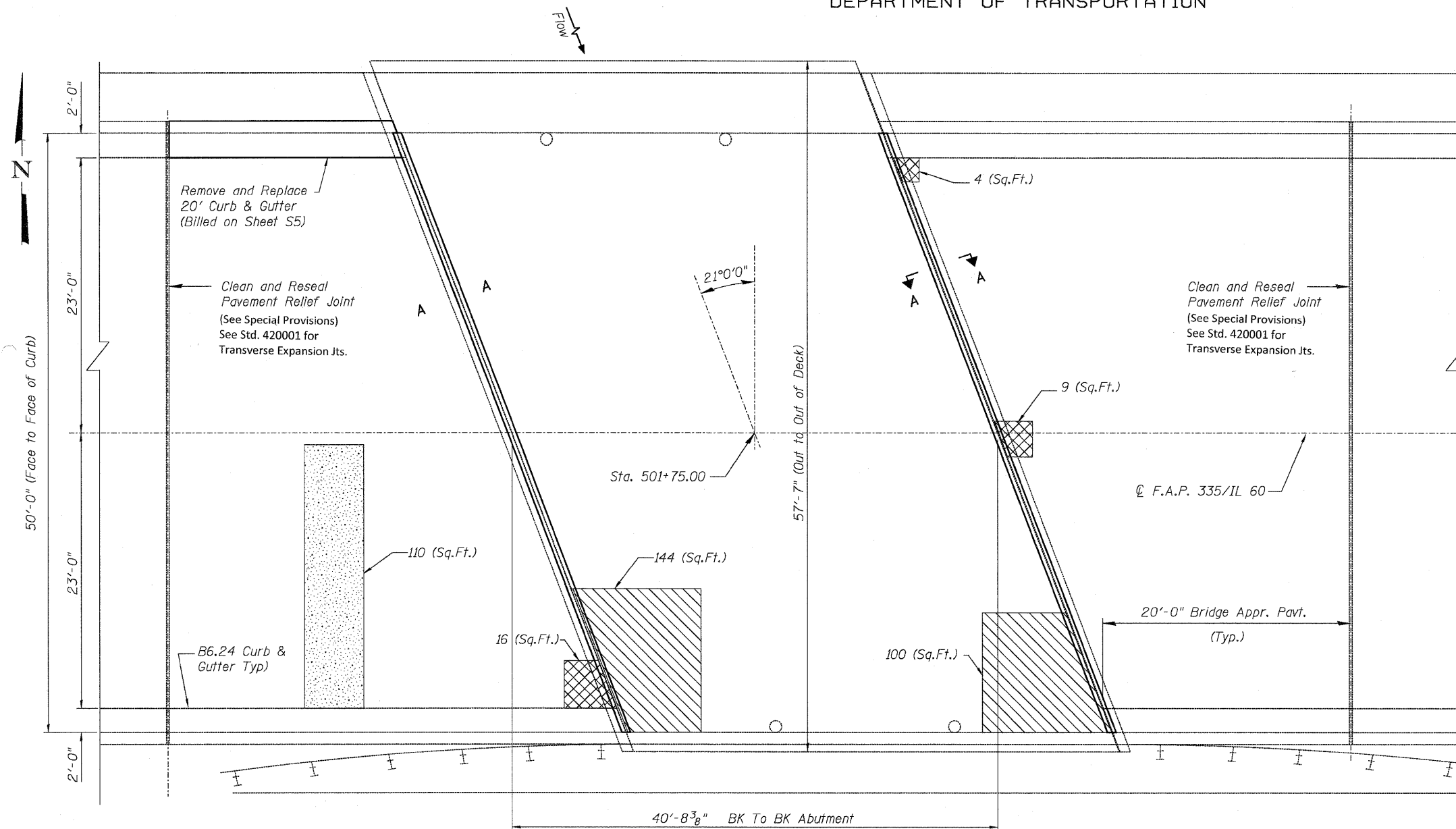
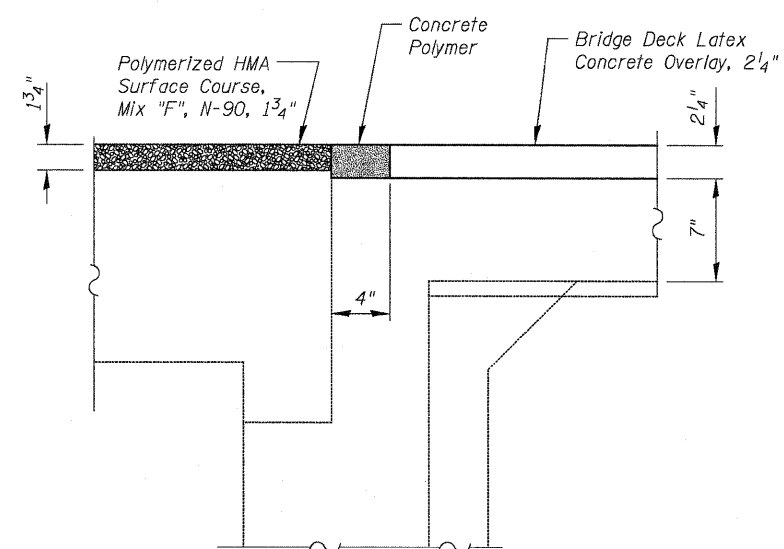


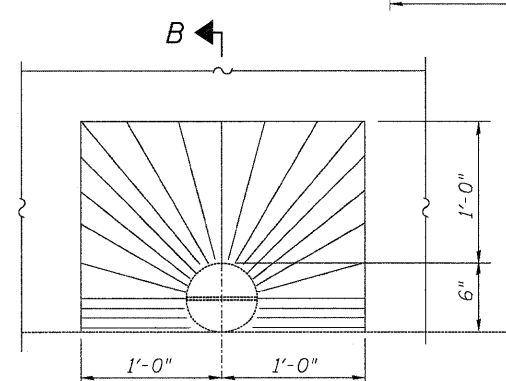
STATE OF ILLINOIS
DEPARTMENT OF TRANSPORTATION



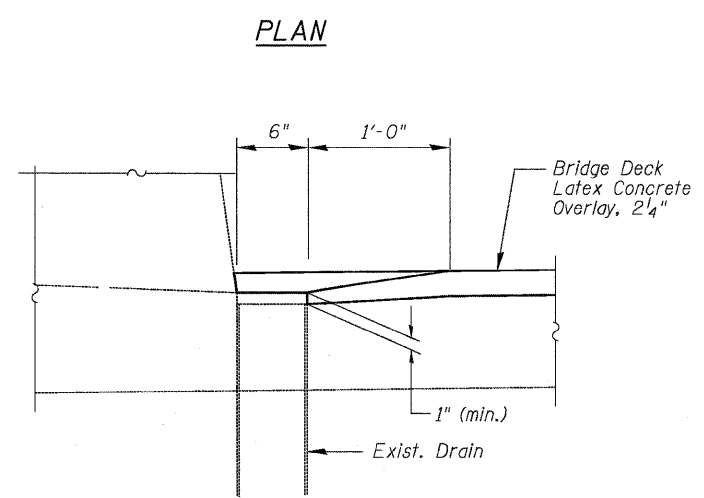
SECTION A-A
EXISTING



SECTION A-A
PROPOSED



DRAIN PLAN



SECTION B-B

Note:
Repair of the existing deck slab and approaches shall include but may not be limited to the areas shown. The actual areas to be repaired will be determined by the Engineer at the time of construction.

- LEGEND:**
- Deck Slab Repair (Partial Depth) For Information Only
 - Approach Slab Repair (Partial Depth)
 - Approach Slab Repair (Full Depth)

BILL OF MATERIAL

ITEM	UNIT	QUANTITY
Approach Slab Repair (Full Depth)	Sq. Yd.	13
Approach Slab Repair (Partial Depth)	Sq. Yd.	4
Concrete Polymer	Cu. Ft.	7
Clean and Reseal Relief Joint	Foot	92

BRIDGE DECK & APPROACH PATCHING PLAN AND TRANSVERSE JOINT RECONSTRUCTION DETAILS
STRUCTURE NO. 049-0037

DESIGNED JPM
CHECKED TG
DRAWN MPS
CHECKED JPM, TG



SHEET NO. S4 S6 SHEETS	F.A.P. RTE.	SECTION	COUNTY	TOTAL SHEETS	SHEET NO.
	335	120 R-I-1	LAKE	18	11
CONTRACT NO. 60J54					
ILLINOIS FED. AID PROJECT					