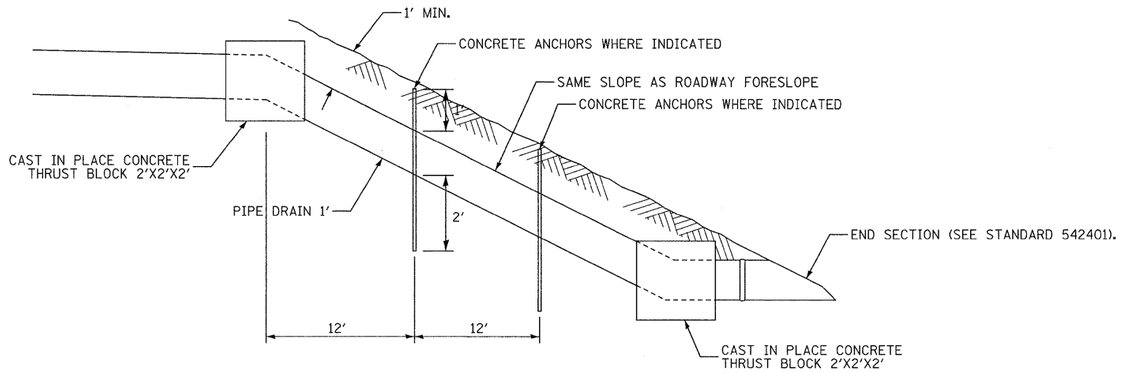

THRUST BLOCK DETAIL

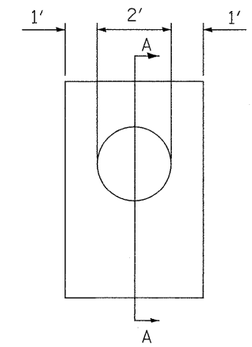

CONCRETE ANCHOR

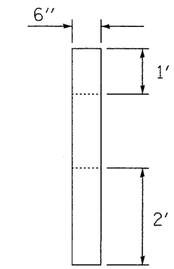

SECTION A-A

GUTTER FLAG WIDTH VARIES.

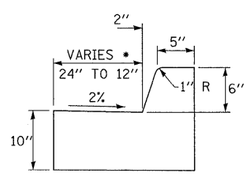

STA 287+67.11 TO 287+98.19 LEFT

GUTTER FLAG WIDTH VARIES TO TIE INTO EXISTING CURB.

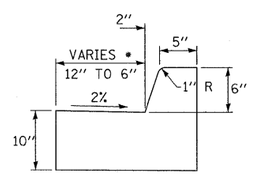

STA 290+22.52 TO 290+32.43 LEFT
STA 290+86.94 TO 290+89.66 RIGHT

COMBINATION CONCRETE CURB & GUTTER, TYPE B-6.12

* VARYING GUTTER FLAG CURB PAID FOR AS COMBINATION CONCRETE CURB & GUTTER TYPE B-6.12.

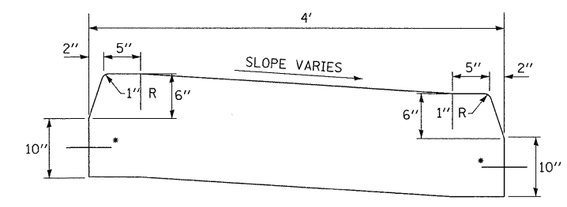

* TIE BARS PER STD 420001

CONCRETE MEDIAN, TYPE SB (SPECIAL)

JOINTING OF MEDIAN SHALL CONFORM TO SEC. 606.09 OF THE STANDARD SPECIFICATIONS FOR ROAD AND BRIDGE CONSTRUCTION

LAST SAVED = 8/9/2010
PEN TABLE = V8-Half.tbl
PLOT DRIVER = TR-V8pdf-Black.plt

FILE NAME = i:\07078\cad\t_plans\097-0876882-Sht-Detail.dgn	USER NAME = beriechmann	DESIGNED SRD	REVISED -	STATE OF ILLINOIS DEPARTMENT OF TRANSPORTATION	HORNER & SHIFRIN, INC. ENGINEERS	DETAILS IL 3	F.A.P. RTE.	SECTION	COUNTY	TOTAL SHEETS / SHEET NO.
		DRAWN NDB	REVISED -				312	64-1VBR	ST. CLAIR	259 / 51
	PLOT SCALE = 5.0002 ' / IN.	CHECKED SRD	REVISED -						CONTRACT NO. 76882	
	PLOT DATE = 8/9/2010 10:22:01 AM	DATE -	REVISED -		SCALE: NONE	SHEET NO. 2 OF 3 SHEETS	STA.	TO STA.	FED. ROAD DIST. NO. / ILLINOIS	FED. AID PROJECT