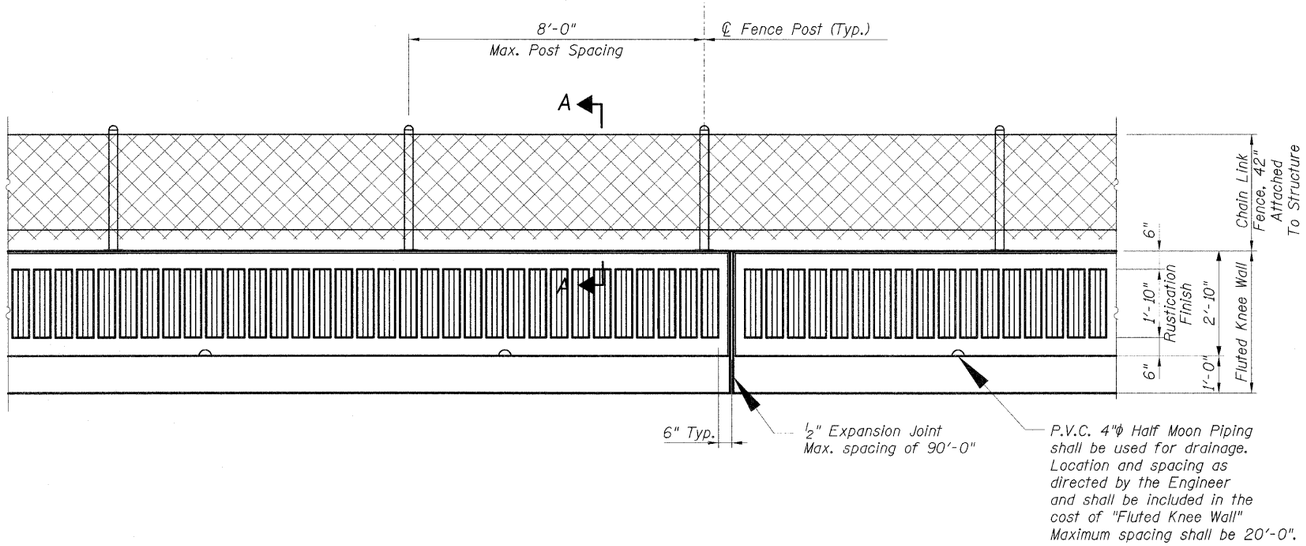

BACK FACE ELEVATION - FLUTED KNEE WALL AND CHAIN LINK FENCE

NOTES:

1. Threaded rods, nuts and washers shall confrom to AASHTO M164.
2. Posts shall not be located closer than 6" to an expansion joint or the end of the fluted parapet.
3. The Contractor shall use the capsule or the adhesive cartridge type anchor rods that have been previously tested and given a prior approval by the Department. The contractor shall install these anchor rods in pre-drilled holes according to the manufacturer's recommendations and procedures. The capsule or the adhesive cartridge type anchor rods shall be a two-part system composed of:
   - A) A threaded rod stud with nut and washer of the the type specified.
   - B) A sealed glass capsule or a sealed glass adhesive cartridge containing premeasured amounts of the adhesive chemical.
4. Nuts for ⅝ dia. threaded anchor rods connecting the base plate to the concrete to be tightened to a snug fit and given an additional ⅛ turn.
5. The cost of furnishing, drilling and installing epoxy grout and threaded anchor rods including hex nuts and lock washers is included in the cost per foot for "Chain Link Fence, 42" Attached to Structure".

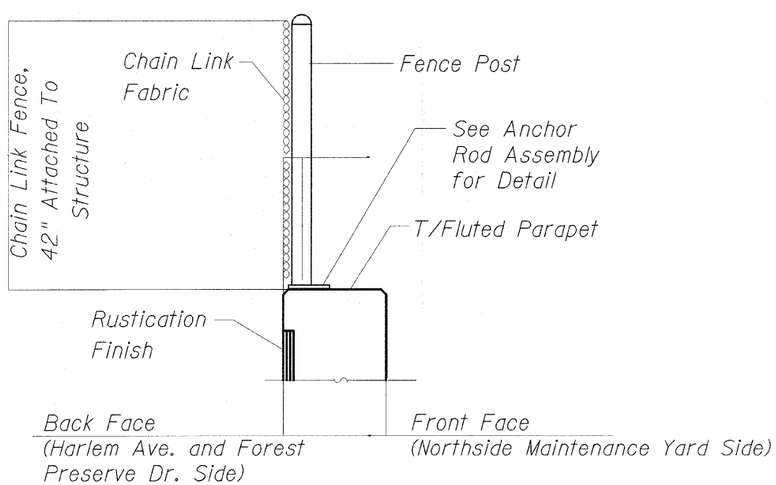

SECTION A-A

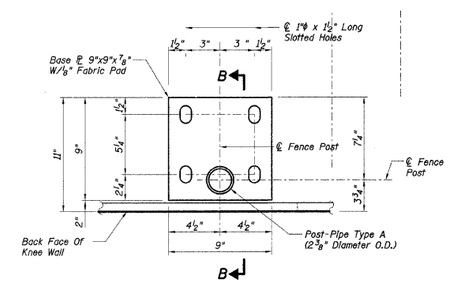

PLAN

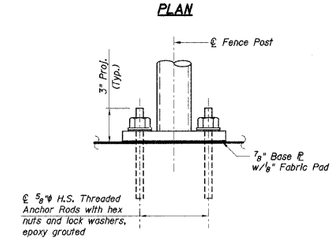

ELEVATION

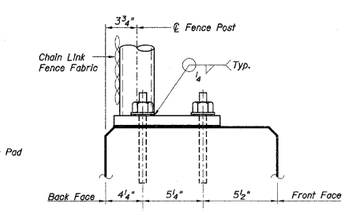

SECTION B-B

ANCHOR ROD ASSEMBLY DETAILS

FILE NAME = c:\pw_work\pwidot\delrosarioms\d0107469\KneeWallDetails.dgn	USER NAME = delrosarioms	DESIGNED -	REVISED -	STATE OF ILLINOIS DEPARTMENT OF TRANSPORTATION	CHAIN LINK FENCE, 42" ATTACHED TO STRUCTURE DETAILS	F.A. RTE.	SECTION	COUNTY	TOTAL SHEETS	SHEET NO.
		DRAWN -	REVISED -			VAR.	2010-161-I	COOK	12	11
	PLOT SCALE = 50.0000 ' / IN.	CHECKED -	REVISED -					CONTRACT NO. 60N78		
	PLOT DATE = 1/31/2011	DATE -	REVISED -		SCALE: N.T.S. SHEET NO. OF SHEETS STA. TO STA.			ILLINOIS FED. AID PROJECT		