68201

F.A.I. RTE.	SECTION	COUNTY	TOTAL SHEETS	SHEET NO.
74	(738-1)18-2PG (738-1)14-1PR-1	TRIMBLE	1366	1338
STA.		TO STA.		
FED. ROAD DIST. NO.		ILLINOIS	FED. AID PROJECT	

68201

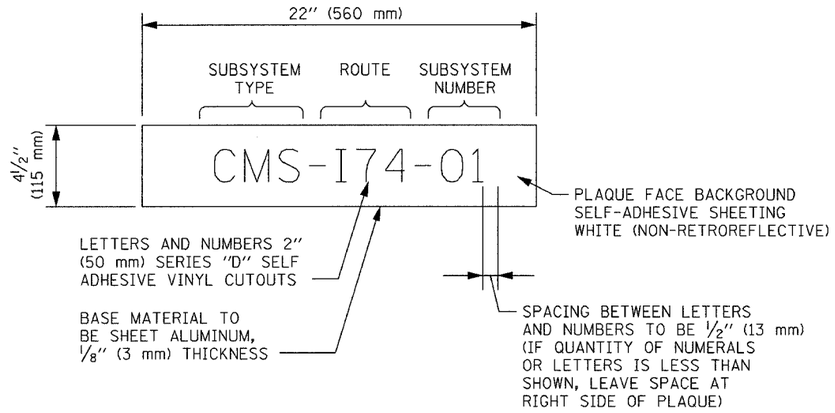

CONTROL CABINET
IDENTIFICATION PLAQUE DETAIL

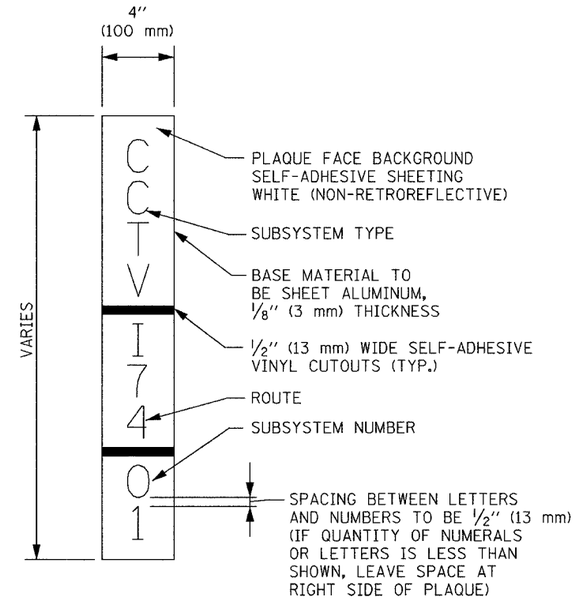

IDENTIFICATION PLAQUE DETAIL

LEGEND
SUBSYSTEM TYPE

CIS - CRASH INVESTIGATION SITE
CCTV - CLOSED CIRCUIT TELEVISION
CMS - CHANGEABLE MESSAGE SIGN
HUB - COMMUNICATIONS HUB
ILDS - INDUCTIVE LOOP DETECTOR STATION
MDS - MICROWAVE DETECTOR STATION

NOTES:

1. IDENTIFICATION PLAQUES TO FOLLOW SECTION 1069.02 OF THE IDOT STANDARD SPECIFICATIONS.
2. SUBSYSTEM NUMBERING SCHEME TO BE DETERMINED BY THE DEPARTMENT IN CONSULTATION WITH THE EQUIPMENT INTEGRATOR AND DESIGN ENGINEER BEFORE IDENTIFICATION PLAQUES ARE PROCURED AND INSTALLED BY THE CONTRACTOR.
3. FOR POLE-MOUNTED CABINETS, IDENTIFICATION PLAQUES SHALL ONLY BE INSTALLED ON THE POLES.

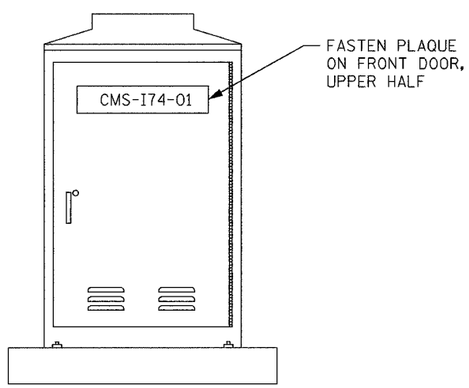

CONTROL CABINET
IDENTIFICATION PLAQUE
REQUIREMENTS AND PLACEMENT
(TYPICAL ALL CONTROL CABINETS)

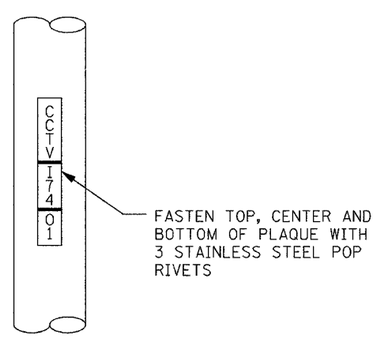

POLE MOUNT
IDENTIFICATION PLAQUE
REQUIREMENTS AND PLACEMENT
(TYPICAL ALL CAMERA POLES)

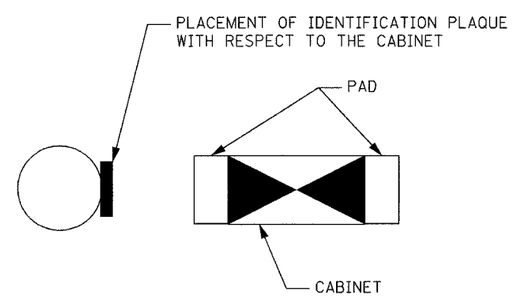

ITS SHEET 13 OF 13

REVISIONS	
NAME	DATE

Edwards AND Kelcey

ILLINOIS DEPARTMENT OF TRANSPORTATION
ITS PLAN

ITS COMPONENT IDENTIFICATION PLAQUE DETAILS

SCALE
DRAWN BY CADD
DATE 12/20/04
CHECKED BY MJL

PRINTED: 12/09/2004

CONTRACT 61

p:\0100\3011\its final design\cadd\ak files\contract 11\mdl100-7a.dgn