

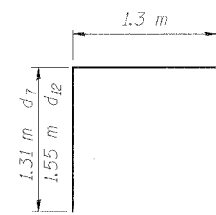
All Dimensions are in millimeters (mm) unless noted otherwise.

STATE OF ILLINOIS  
DEPARTMENT OF TRANSPORTATION

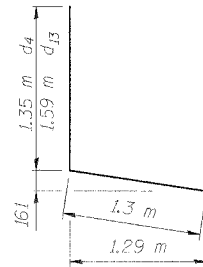
ROUTE NO.	SECTION	COUNTY	TOTAL SHEETS	SHEET NO.
F.A.I. 74	*	PEORIA	1360	1034
FED. ROAD DIST. NO. 7	ILLINOIS	FED. AID PROJECT		

SHEET NO. 12  
of 15 SHEETS

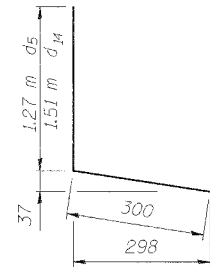
\* (72-7)R-3 Contract 68200



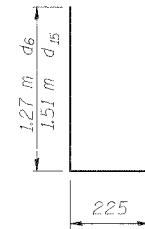
**BARS  $d_7$  &  $d_{12}$**



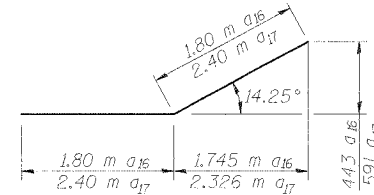
**BARS  $d_4$  &  $d_{13}$**



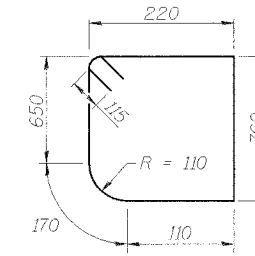
**BARS  $d_5$  &  $d_{14}$**



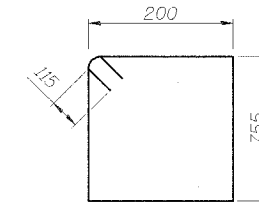
**BARS  $d_6$  &  $d_{15}$**



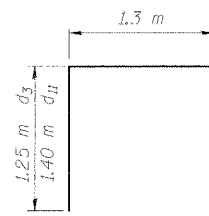
**BARS  $a_{16}$  &  $a_{17}$**



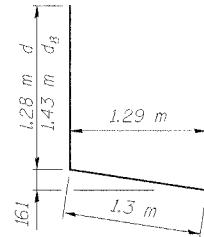
**BAR  $s$**



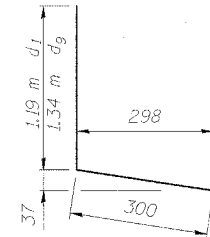
**BAR  $s_1$**



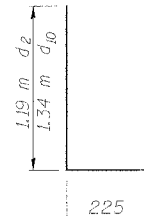
**BARS  $d_3$  &  $d_{11}$**



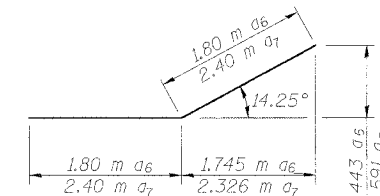
**BARS  $d$  &  $d_8$**



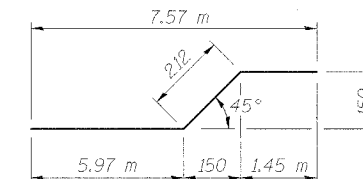
**BARS  $d_1$  &  $d_9$**



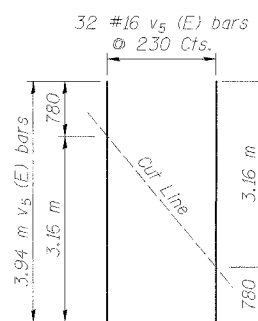
**BARS  $d_2$  &  $d_{10}$**



**BARS  $a_6$  &  $a_7$**

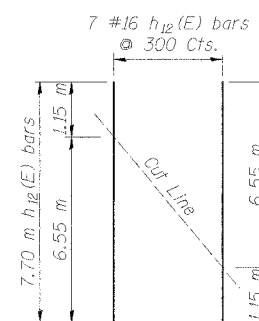


**BAR  $h_9$**



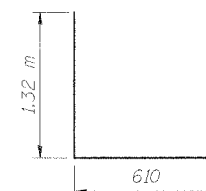
**BAR CUTTING DIAGRAM**

Order  $v_5$  (E) bars full length. Cut as shown.  
Use remainder of bars in the opposite face of wall.

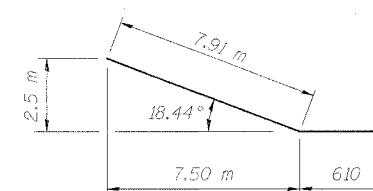


**BAR CUTTING DIAGRAM**

Order  $h_{12}$  (E) bars full length. Cut as shown.  
Use remainder of bars in the opposite face of wall.



**BAR  $d_{16}$  (E)**



**BAR  $h_{13}$  (E)**

DESIGNED	LLV
CHECKED	PJL
DRAWN	MGM
CHECKED	LLV

**BAR DETAILS**  
NORTH & SOUTH CULVERT EXTENSION  
RAMP C-3 OVER DRY RUN CREEK  
F.A.I. ROUTE 74(I-74) SECTION (72-7)R-3  
PEORIA COUNTY  
STATION 10+277.51 TO  
STA. 10+441.66 (RAMP C-3)  
STRUCTURE NUMBER 072-2005



111 NE Jefferson Ave.  
Peoria, Illinois 61602  
Ph(309)676-8464  
FAX(309)676-5445