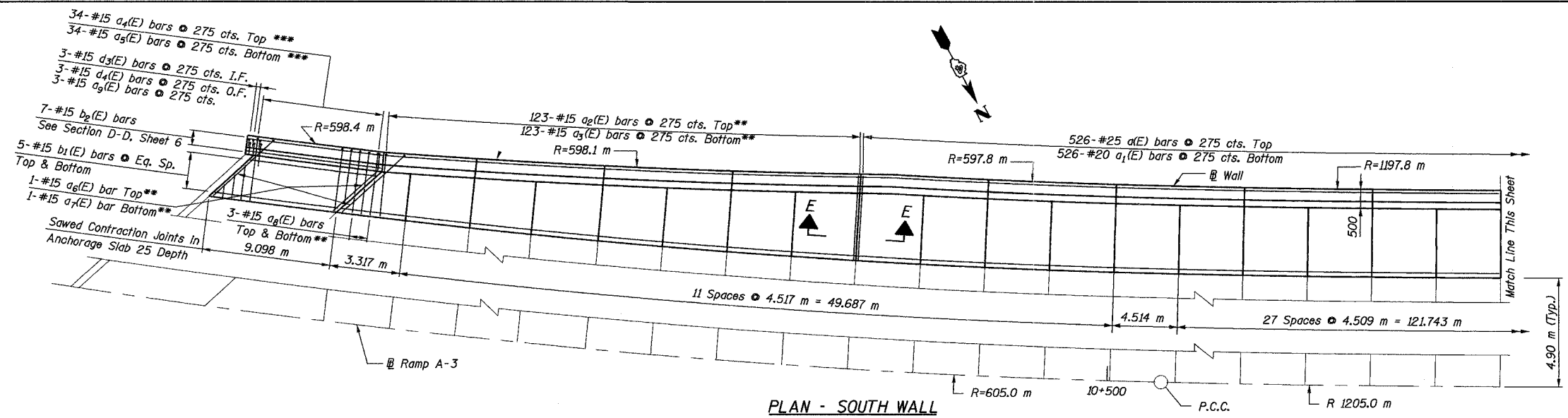


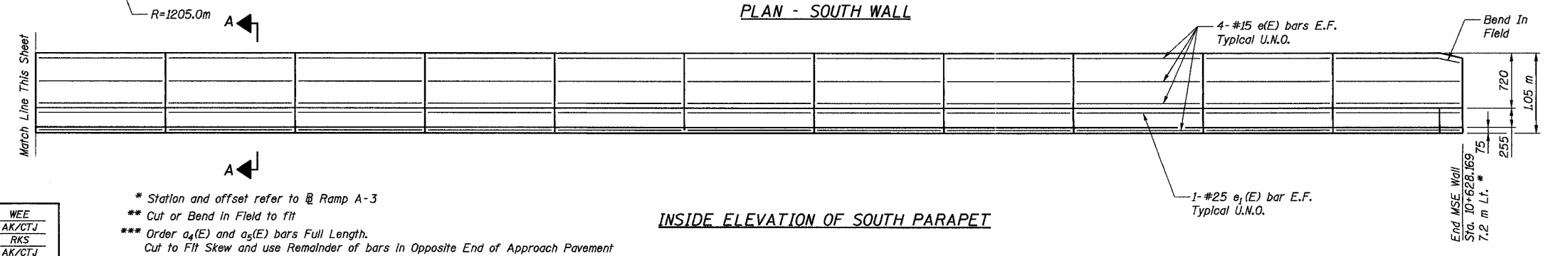
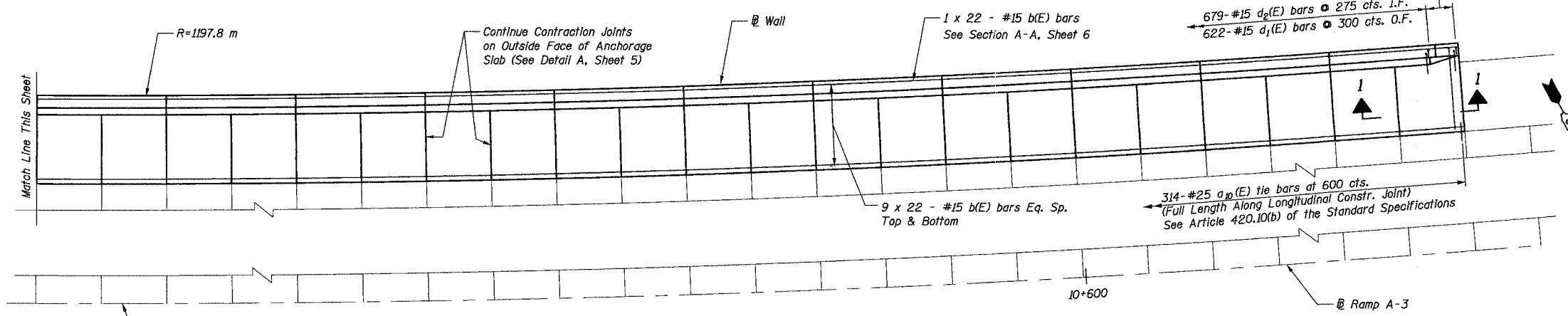
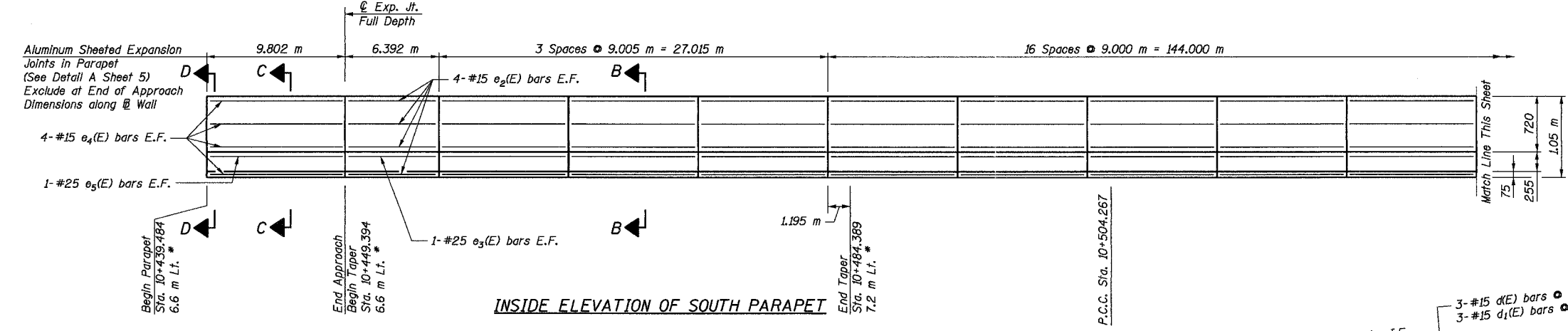
ROUTE NO.	SECT.	COUNTY	SHEET NO.	TOTAL SHEETS
F.A.I. 74	(72-7)	PEORIA	579	1360
FED. ROAD DIST. NO. 7	ILLINOIS	FED. AID PROJECT	CONTRACT NO. 68200	

Date: 11/22/2004 Time: 11:51:21 AM

Filename: P:\643996\struc\ur\A3\072-8556\sheet\Tracings\SD0001-1A0728556.dgn



Notes:
 See Sheet 6 for Sections A-A thru D-D.
 See Sheet 5 for Section E-E.
 See Sheet 9 for View I-1.
 Contraction Joints in Anchorage Slab shall be perpendicular to Ramp A-3.
 Reinforcement bars designated (E) shall be epoxy coated.
 Bars indicated thus 20 x 3-#15 etc. indicates 20 lines of bars with 3 lengths per line.
 All dimensions are in millimeters (mm) except as noted.
 For Bill of Materials, see Sheet 5.
 E.F. = Each Face
 I.F. = Inside Face
 O.F. = Outside Face
 U.N.O. = Unless Noted Otherwise



* Station and offset refer to Ramp A-3
 ** Cut or Bend in Field to fit
 *** Order a4(E) and a5(E) bars Full Length. Cut to fit Skew and use Remainder of bars in Opposite End of Approach Pavement

Designed by: WEE
 Checked by: AK/CTJ
 Drafted by: RKS
 Checked by: AK/CTJ

REVISION	DATE	DESCRIPTION	
STATE OF ILLINOIS DEPARTMENT OF TRANSPORTATION SOUTH WALL ANCHORAGE SLAB AND PARAPET MSE WALL NO. 8 - RAMP A-3 F.A.I. ROUTE 74 SECTION (72-7) R-3 PEORIA COUNTY STA. 10+426.116 TO STA. 10+673.439 (RAMP A-3) STRUCTURE NUMBER 072-8556 PARSONS TRANSPORTATION GROUP CHICAGO, ILLINOIS			
DRAWING NO.	SCALE	DATE	SHEET NO.
3	N.T.S.	6-25-04	3

MIN. BAR LAP
 #15 bars = 640