ROUTE NO.	SECT.	COUNTY	SHEET NO.	TOTAL SHEETS
F.A.I. 74	(72-7) R-3	PEORIA	570	1360
FED. ROAD DIST. NO. 7		ILLINOIS	FED. AID PROJECT	

CONTRACT NO. 68200

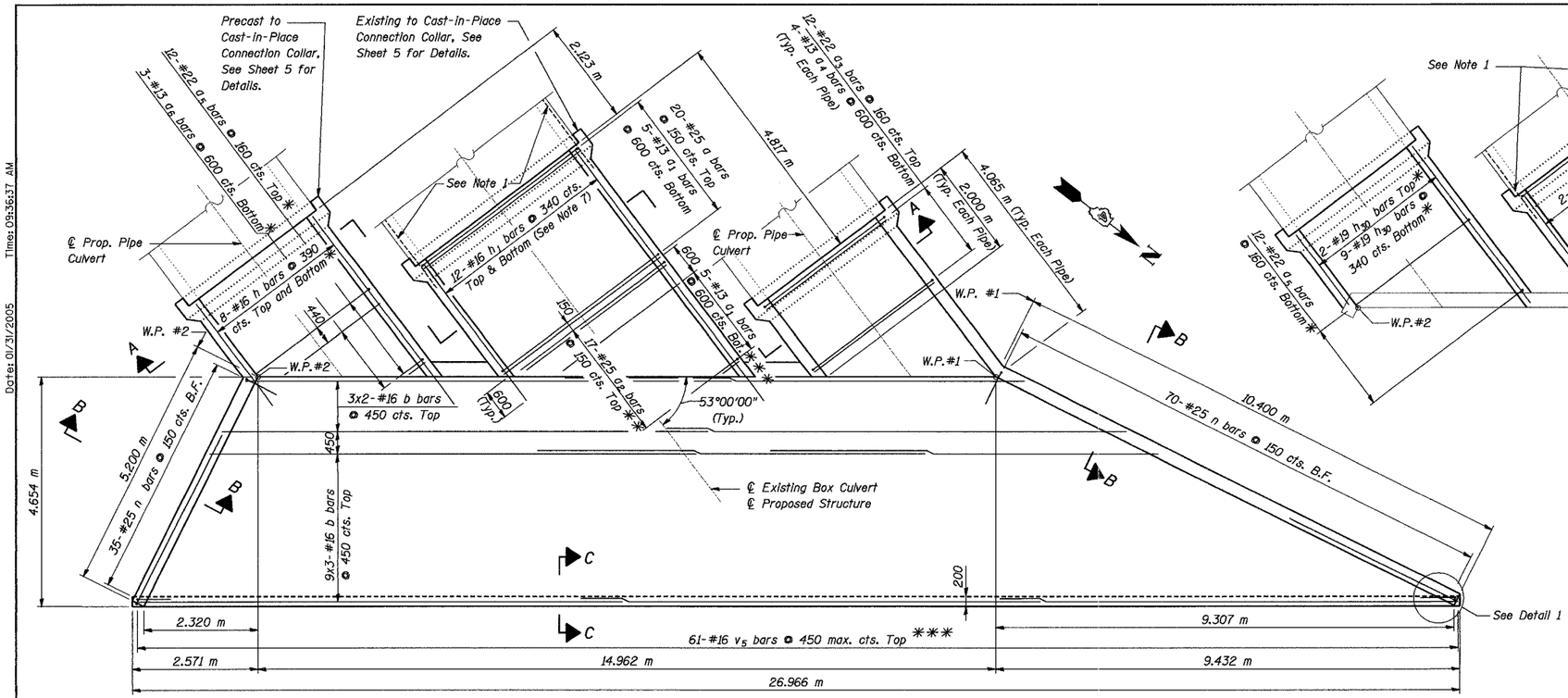

PLAN - BOTTOM SLAB REINFORCEMENT

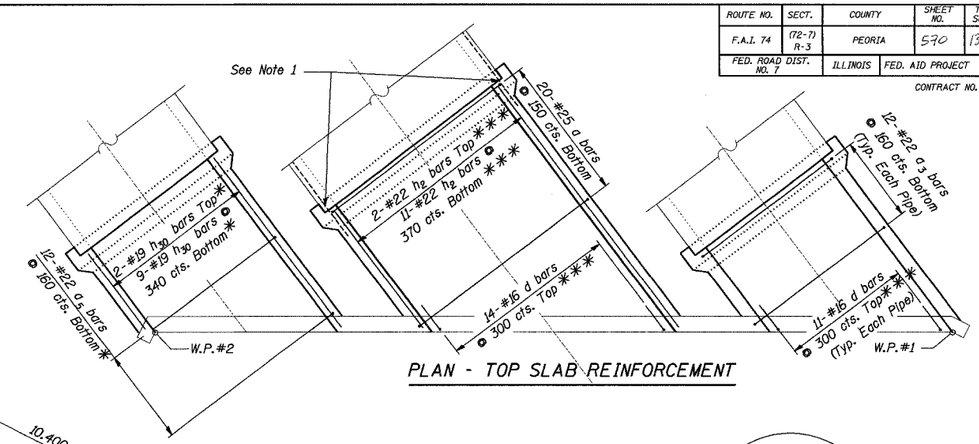

PLAN - TOP SLAB REINFORCEMENT

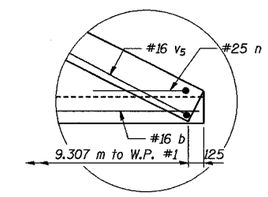

DETAIL 1

Notes:

1. Extend existing longitudinal reinforcement (600 mm min.) into new culvert barrel. (See Section 501 of Standard Specifications)
2. For culvert wall reinforcement and details see Sheets 5 and 6.
3. For Sections A-A thru C-C, see Sheet 5.
4. All dimensions are in millimeters (mm) except as noted.
5. Bars indicated thus 20x3- #16 etc. indicates 20 lines of bars with 3 lengths per line.
6. B.F. = Back Face
   F.F. = Front Face
   E.F. = Each Face
7. For Cutting Diagram and bar placement see Sheet 6.

* Order reinforcement bars full length. Cut to fit skew and use remaining bars in other pipe. See Section A-A on Sheet 6 for bar placement.
** Order reinforcement bars full length. Cut to fit skew and use remaining bars in top slab. See Section A-A on Sheet 6 for bar placement.
*** Cut or Bend in Field

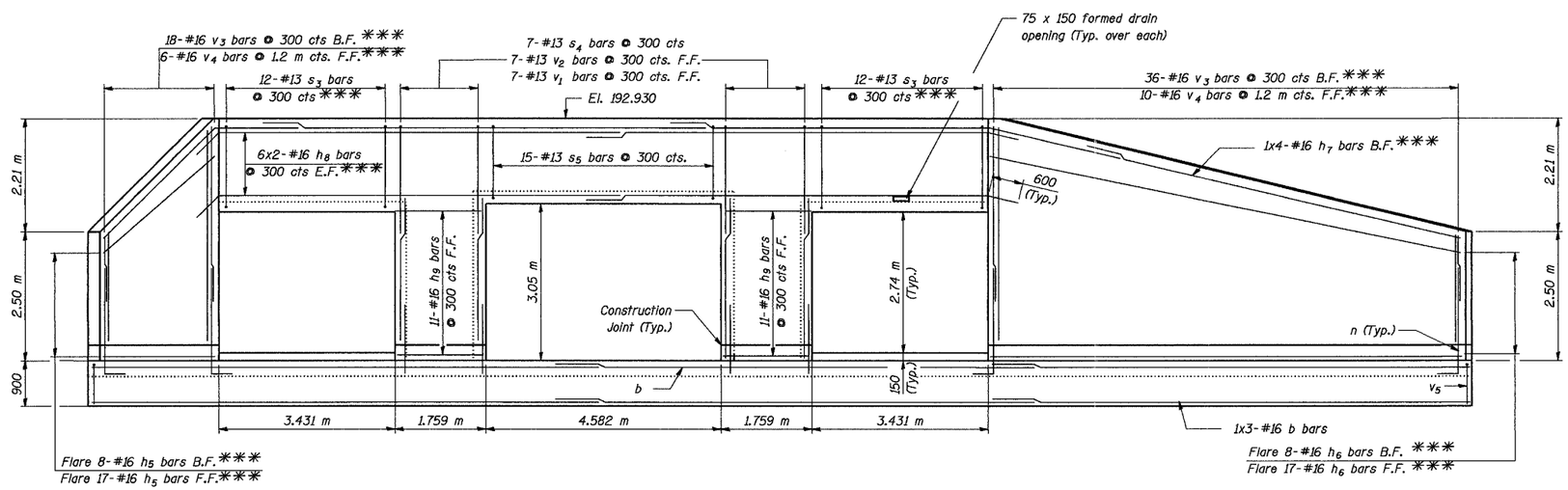

ELEVATION

MIN. BAR LAP

#13 Bar - 550
#16 Bar - 680

REVISION	DATE	DESCRIPTION

STATE OF ILLINOIS
DEPARTMENT OF TRANSPORTATION

NORTH HEADWALL

WAR MEMORIAL DRIVE OVER DRY RUN CREEK
F.A.I. ROUTE 74 SEC. (72-7)R-3
PEORIA COUNTY STA. 39+899.517 (U.S. 150)
STRUCTURE NUMBER 072-2504

PARSONS TRANSPORTATION GROUP
CHICAGO, ILLINOIS

DRAWING NO.	SCALE	DATE	SHEET NO.
3	N.T.S.	11/4/04	3

Designed by:	WEE
Checked by:	AK
Drafted by:	RK-S
Checked by:	AK

Date: 01/31/2005 Time: 09:36:37 AM

Filename: P:\643996\structural\072-2029-culvert\sheet\Tracings 2\RE001I-1A072-2504.dgn