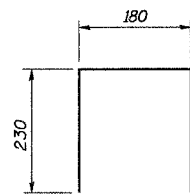


Time: 10:09:21 AM

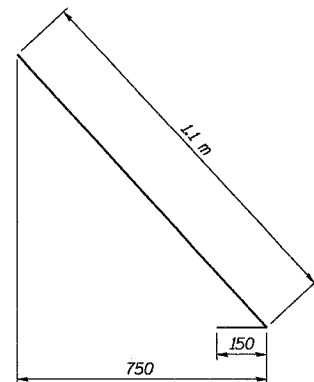
Date: 11/19/2004

File name: P:\6439956\structure\d\072-0183\Sheet\Tracings\AB0011-140720183.dgn

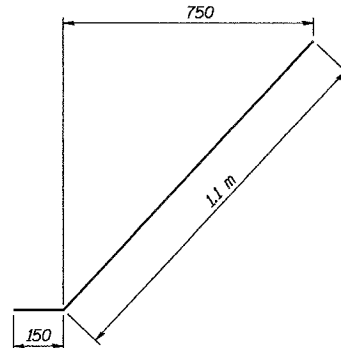
Designed by: DL  
 Checked by: MBO  
 Drafted by: JMG  
 Checked by: AK



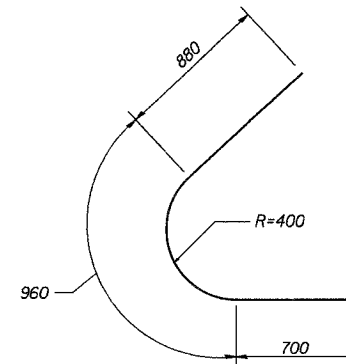
BAR  $d_2(E)$



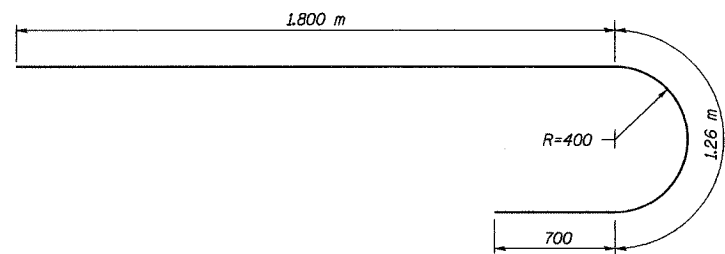
BAR  $h_1(E)$



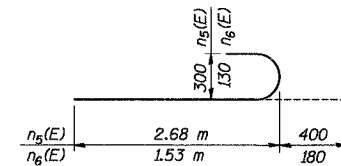
BAR  $h_2(E)$



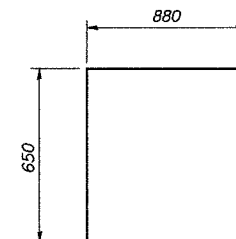
BAR  $h_{10}(E)$




BAR  $h_{45}(E)$



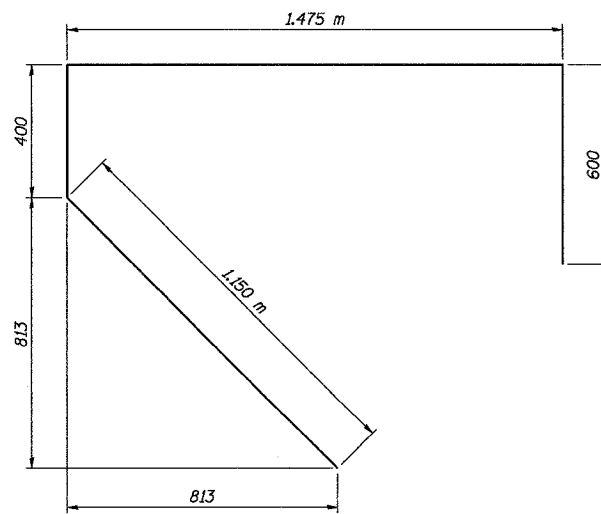
BARS  $n_5(E)$  &  $n_6(E)$



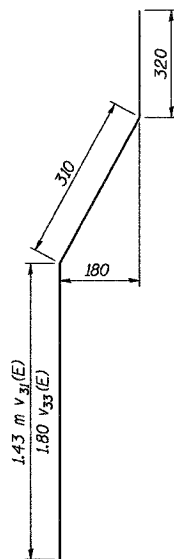
BAR  $s_8(E)$



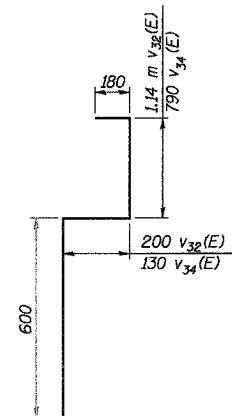
BAR  $v_{24}(E)$



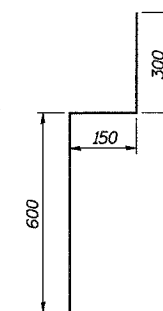
BAR  $v_{22}(E)$



BAR  $v_{31}(E)$  &  $v_{33}(E)$



BARS  $v_{32}(E)$  &  $v_{34}(E)$



BARS  $v_{25}(E)$

**BILL OF MATERIAL**

Bar	No.	Size	Length (m)	Shape
$d_2(E)$	10	#15	0.64	□
$h_1(E)$	18	#15	1.25	—
$h_2(E)$	18	#15	1.25	—
$h_{10}(E)$	19	#15	2.54	—
$h_{30}(E)$	90	#15	10.03	—
$h_{31}(E)$	24	#15	9.13	—
$h_{32}(E)$	12	#20	9.23	—
$h_{33}(E)$	3	#15	11.13	—
$h_{34}(E)$	3	#15	10.23	—
$h_{35}(E)$	50	#15	1.75	—
$h_{36}(E)$	2	#25	1.75	—
$h_{37}(E)$	22	#15	1.04	—
$h_{38}(E)$	2	#25	1.04	—
$h_{39}(E)$	49	#15	4.46	—
$h_{40}(E)$	2	#25	4.46	—
$h_{41}(E)$	21	#15	1.32	—
$h_{42}(E)$	2	#25	1.32	—
$h_{43}(E)$	30	#15	2.29	—
$h_{44}(E)$	29	#15	1.64	—
$h_{45}(E)$	20	#15	3.76	—
$n_5(E)$	174	#30	3.08	—
$n_6(E)$	74	#15	1.71	—
$s_8(E)$	70	#15	2.18	□
$t_5(E)$	109	#25	3.9	—
$t_6(E)$	102	#15	3.9	—
$t_7(E)$	22	#25	4.3	—
$t_8(E)$	34	#25	5.66	—
$v_{20}(E)$	112	#30	5.3	—
$v_{21}(E)$	41	#15	5.3	—
$v_{22}(E)$	88	#15	3.63	—
$v_{23}(E)$	88	#15	2.78	—
$v_{24}(E)$	88	#15	2.47	—
$v_{25}(E)$	88	#15	1.05	—
$v_{26}(E)$	88	#15	0.6	—
$v_{27}(E)$	12	#15	7.03	—
$v_{28}(E)$	21	#30	7.03	—
$v_{29}(E)$	21	#15	7.65	—
$v_{30}(E)$	41	#30	7.65	—
$v_{31}(E)$	13	#15	1.87	—
$v_{32}(E)$	12	#15	2.12	—
$v_{33}(E)$	24	#15	1.52	—
$v_{34}(E)$	22	#15	1.70	—
$w_5(E)$	84	#15	10.53	—
$w_6(E)$	30	#15	3.41	—
$w_7(E)$	36	#15	5.34	—
Structure Excavation		$m^3$	1655	
Concrete Structures		$m^3$	391.4	
Reinforcement bars, Epoxy Coated		kg	20030	
Furnishing Metal Pile Shells 356mm		m	798	
Driving and Filling Shells		m	798	
Test Pile Metal Shells		Each	1	
Bridge Seat Sealer		$m^2$	30	

ROUTE NO.	SECT.	COUNTY	SHEET NO.	TOTAL SHEETS
F.A.I. 74	(72-7) R-3	PEORIA	481	1360
FED. ROAD DIST. NO. 7	ILLINOIS	FED. AID PROJECT	CONTRACT NO. 68200	

Note:  
 All dimensions are in millimeters (mm) except as noted.  
 Reinforcement bars designated (E) shall be epoxy coated.

REVISION	DATE	DESCRIPTION
STATE OF ILLINOIS DEPARTMENT OF TRANSPORTATION		
NORTH ABUTMENT DETAILS IV		
RAMPS B-1 AND B-4 OVER F.A.I. ROUTE 74 (I-74) RAMPS A-3 AND B-3		
F.A.I. ROUTE 74 SECTION (72-7) R-3 PEORIA COUNTY STATION 10+779.03 STRUCTURE NUMBER 072-0183		
PARSONS TRANSPORTATION GROUP CHICAGO, ILLINOIS		
DRAWING NO. 38	SCALE N.T.S.	DATE 2-18-03
		SHEET NO. 38