

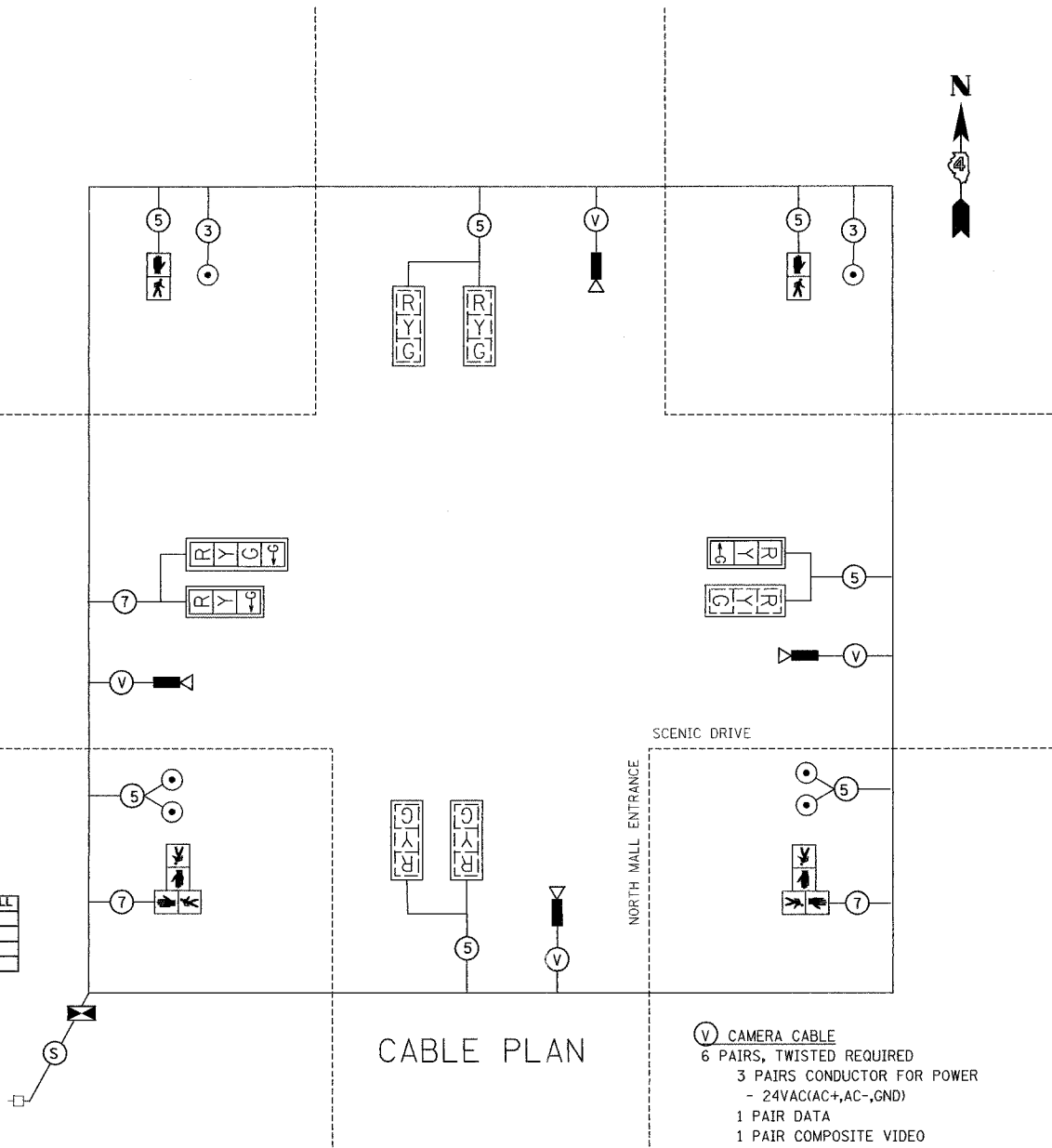
F.A. RTE.	SECTION	COUNTY	TOTAL SHEETS	SHEET NO.
74	(72-71R-3)	PEORIA	1360	344
STA.		TO STA.		
FED. ROAD DIST. NO.		ILLINOIS FED. AID PROJECT		

TEMPORARY CABLE DIAGRAM LEGEND

- PROPOSED CABLE NUMBER
* = CABLE NUMBER
- ←Y LEFT TURN YELLOW
- ←G LEFT TURN GREEN
- TEMPORARY PED PUSH BUTTON
- ▶ VIDEO DETECTION CAMERA
- ⊠ TEMPORARY TRAFFIC CONTROLLER
- TEMPORARY SERVICE INSTALLATION
- ▶ TEMPORARY WALK/DON'T WALK PEDESTRIAN HEAD
- RYG TEMPORARY TRAFFIC SIGNAL HEAD W/BACKPLATE

SCHEDULE OF QUANTITIES

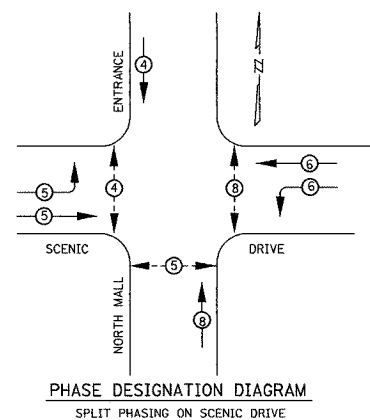
DESCRIPTION	UNITS	N MALL
TEMPORARY TRAFFIC SIGNAL INSTALLATION	EACH	1.0
REMOVE EXISTING TRAFFIC SIGNAL EQUIPMENT	EACH	1.0
REMOVE EXISTING HANDHOLE	EACH	5.0
REMOVE EXISTING FOUNDATION	EACH	5.0



CABLE PLAN

- CAMERA CABLE
- 6 PAIRS, TWISTED REQUIRED
- 3 PAIRS CONDUCTOR FOR POWER
- 24VAC(AC+,AC-,GND)
- 1 PAIR DATA
- 1 PAIR COMPOSITE VIDEO
- 1 PAIR DETECTOR DATA
- OVERALL SHIELD
- MINIMUM 16AWG (PAIRS)
- (TO BE INCLUDED IN THE BID PRICE FOR VEHICLE VIDEO DETECTION SYSTEM)

TEMPORARY CABLE PLAN

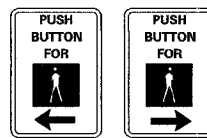


PHASE DESIGNATION DIAGRAM
SPLIT PHASING ON SCENIC DRIVE

LEGEND

- VEHICULAR PHASE
- OVERLAP
- PEDESTRIAN PHASE
- * NUMBER REFERS TO ASSOCIATED PHASE

PEDESTRIAN CROSSING SIGN DETAIL



DIMENSIONS: 305 (TYP.) x 230 (TYP.)
LENGEND AND BORDER: REFLECTORIZED BLACK
BACKGROUND: REFLECTORIZED WHITE

ONE SIGN SHALL BE PROVIDED FOR EACH PUSH-BUTTON. ORIENTATION OF DIRECTIONAL ARROWS TO BE DETERMINED BY PUSH-BUTTON LOCATION.

ALL MOUNTING HARDWARE SHALL BE STAINLESS STEEL CONSTRUCTION. ALL MOUNTING BOLTS SHALL BE HEX HEAD.

MATERIALS AND INSTALLATION OF THIS SIGN SHALL BE INCLUDED IN THE COST OF PEDESTRIAN PUSHBUTTON.

TEMPORARY CONSTRUCTION NOTES:

- T1. THE CONTRACTOR SHALL PROVIDE AND INSTALL EQUIPMENT WITH RESPECT TO THE SPAN WIRE MOUNTED TRAFFIC SIGNAL INSTALLATION. THIS SHALL INCLUDE ALL CABLES, SIGNAL AND PEDESTRIAN HEADS, CONDUIT, PUSHBUTTONS, CONTROLLER AND CABINET AND ALL OTHER PERIPHERAL EQUIPMENT.
- T2. ALL CONTROL EQUIPMENT FOR THE TEMPORARY TRAFFIC CONTROL SIGNALS SHALL BE FURNISHED BY THE CONTRACTOR UNLESS OTHERWISE SPECIFIED IN THE PLANS.
- T3. THE CONTROLLER FOR THE TEMPORARY TRAFFIC SIGNAL INSTALLATION SHALL BE A FULLY ACTUATED NEMA MICROPROCESSOR BASED, CAPABLE OF SUPPLYING 225 SECONDS OF CYCLE LENGTH AND INDIVIDUAL PHASE LENGTH SETTINGS UP TO 99 SECONDS. IF THE TEMPORARY TRAFFIC SIGNAL INSTALLATION WILL BE EQUIPPED WITH VIDEO DETECTION, THE CONTROLLER SHALL BE A NEMA TS-2 TYPE 2 CONTROLLER EQUIPPED WITH A SDLC PORT FOR COMMUNICATION WITH THE VIDEO DETECTION SYSTEM. IF THE CONTRACTOR DOES NOT HAVE A TS2 CONTROLLER, THE CITY OF PEORIA WILL FURNISH ONE FOR USE WITH THE TEMPORARY TRAFFIC INSTALLATION.
- T4. ALL TRAFFIC SIGNAL EQUIPMENT SCHEDULED FOR REMOVAL CAN BE USED FOR TEMPORARY TRAFFIC SIGNALS. ANY MAINTENANCE OF THIS EQUIPMENT WHEN USED FOR TEMPORARY TRAFFIC SIGNALS SHALL BE THE RESPONSIBILITY OF THE CONTRACTOR. ALL EQUIPMENT SHALL BE DELIVERED IN GOOD WORKING CONDITION UPON REMOVAL OF TEMPORARY TRAFFIC SIGNAL INSTALLATION.
- T5. THE PROPOSED VIDEO DETECTION SYSTEM SHALL BE USED FOR THE TEMPORARY TRAFFIC SIGNAL INSTALLATION. THE CONTRACTOR SHALL TRANSFER ALL VIDEO DETECTION COMPONENTS TO THE PROPOSED SIGNAL INSTALLATION AND SHALL BE RESPONSIBLE FOR ALL MAINTENANCE OF THE EQUIPMENT.
- T6. ALL TRAFFIC SIGNALS AND PEDESTRIAN SECTIONS SHALL HAVE 300 MM (12") LENSES.
- T7. THE TEMPORARY TRAFFIC SIGNAL HEADS SHALL BE PLACED AS INDICATED ON THE PLANS OR DIRECTED BY THE ENGINEER.
- T8. THE CONTRACTOR SHALL FURNISH ENOUGH SLACK CABLE TO RELOCATE THE HEADS TO ANY POSITION REQUIRED FOR CONSTRUCTION STAGING. THE TEMPORARY TRAFFIC SIGNALS SHALL REMAIN IN OPERATION DURING ALL SIGNAL HEAD RELOCATIONS.
- T9. ALL EXISTING STREET NAME AND INTERSECTION REGULATORY SIGNS SHALL BE REMOVED FROM EXISTING POLES, RELOCATED AND SECURELY FASTENED TO THE SIGNAL SPAN WIRE OR WOOD POLE AS DIRECTED BY THE ENGINEER.
- T10. THE SPAN WIRE MOUNTED TEMPORARY SIGNAL HEADS SHALL MAINTAIN AN UNIFORM 5.5 METER (18') CLEARANCE OVER THE ROADWAY.
- T11. ALL LABOR AND MATERIALS REQUIRED TO COMPLY WITH THESE REQUIREMENTS SHALL BE CONSIDERED INCLUDED IN THE PRICE FOR TEMPORARY TRAFFIC SIGNAL INSTALLATION.

REVISIONS		ILLINOIS DEPARTMENT OF TRANSPORTATION PROPOSED TEMPORARY CABLE DIAGRAM NORTH MALL ENTRANCE AND SCENIC DRIVE
NAME	DATE	
		DRAWN BY JJS CHECKED BY GCV DATE 11/12/04

