ROUTE NO.	SECTION	COUNTY	TOTAL SHEETS	SHEET NO.
595	1-1	ROCK ISLAND	239	151
F.A.P. ROAD DIST. NO. 2		ILLINOIS	F.E.D. AID PROJECT-	

SHEET NO. 7
13 SHEETS

Contract No. 84986

STATE OF ILLINOIS
DEPARTMENT OF TRANSPORTATION

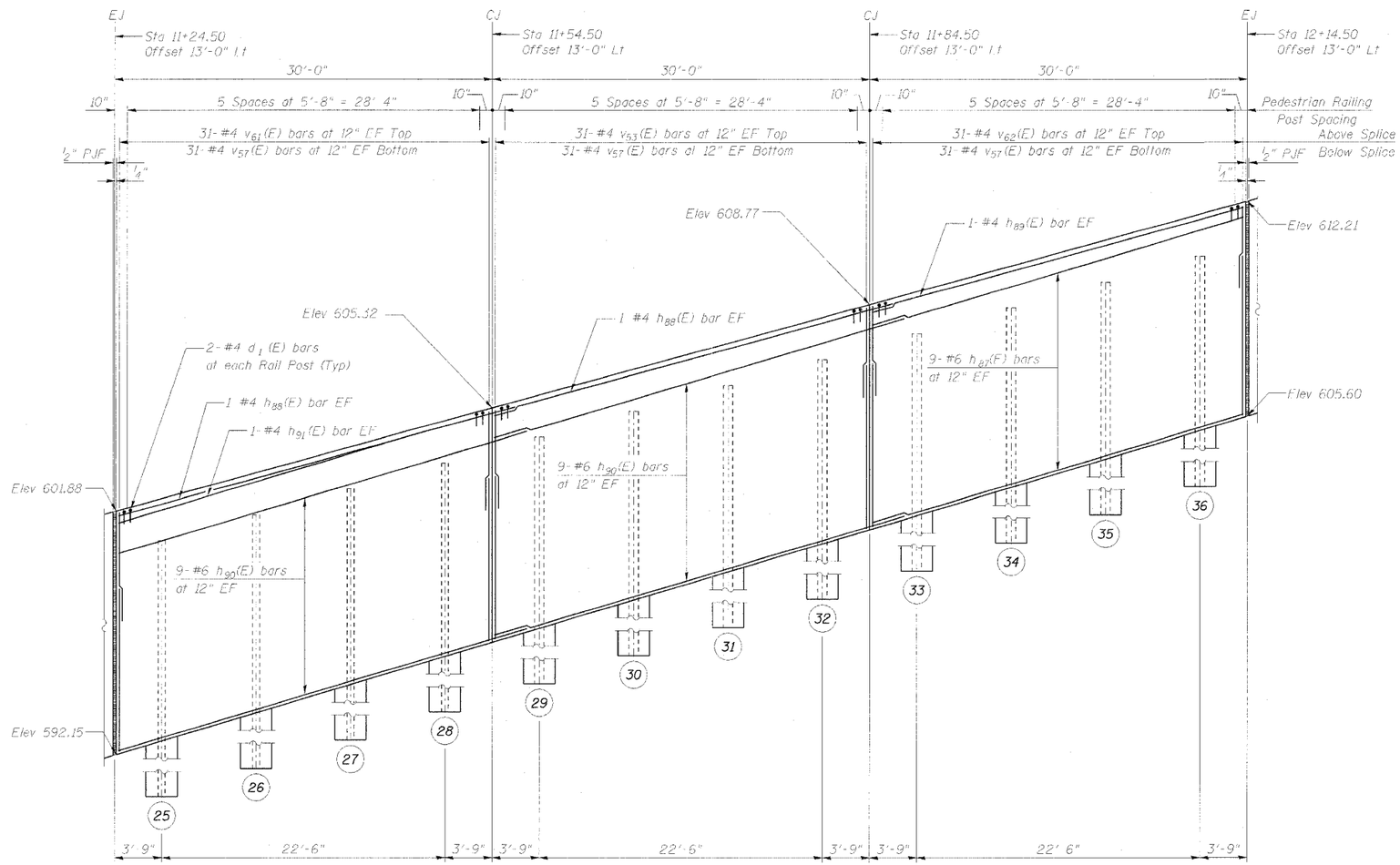

FRONT FACE ELEVATION



BAR d_1 (E)

BILL OF MATERIAL

Bar	No.	Size	Length	Shape
d1 (E)	36	#4	2'-0"	Π
h87(E)	18	#6	30'-0"	—
h88(F)	4	#4	32'-0"	—
h89(E)	2	#4	29'-11"	—
h90(E)	36	#6	33'-2"	—
h91 (E)	2	#4	17'-10"	—
v53(E)	62	#4	4'-0"	—
v57(E)	186	#4	6'-0"	—
v61 (E)	62	#4	5' 1"	—
v62(E)	62	#4	3'-0"	—
Structure Excavation			Cu Yd	66.1
Concrete Structures			Cu Yd	27.2
Reinforcement Bars, Epoxy Coated			Pound	4050

Reinforcement bars designated (E) shall be epoxy coated.

See Sheet 2 of 13 for Expansion Joint and Water Seal Placement Detail.

See Sheet 10 of 13 for Pedestrian Railing Details.

See Sheet 3 of 13 for Retaining Wall, Typical Section and Underdrain Details.

Min Lap Length: #4 bar = 1'-8"
#6 bar = 2'-7"

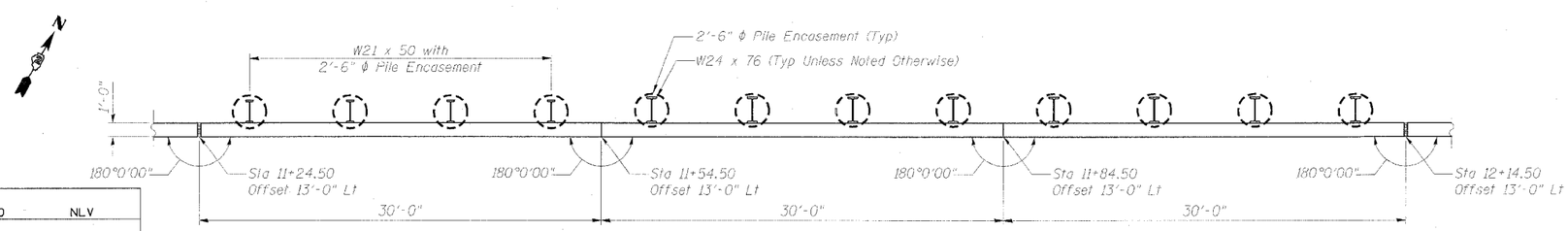

PLAN

DESIGNED -	NLV
CHECKED -	DSE
DRAWN	RTT
CHECKED -	DSE
DATE -	JAN 31, 2006

Illinois Firm Registration No. 184-001533

Stanley Consultants INC.
8501 West Higgins Road, Suite 730, Chicago, Illinois 60631-2801
www.stanleygroup.com

WALL PLAN AND ELEVATION
RETAINING WALL F ALONG
INDIAN HILL ROAD
FA 595 (IL ROUTE 5) SECTION 1-1
ROCK ISLAND COUNTY
STA 80+86.37 TO STA 13+73.25

O:\ldg-\16570\wdls_d_e_f\sht\D0030Tretf.dgn
15-FEB-2006