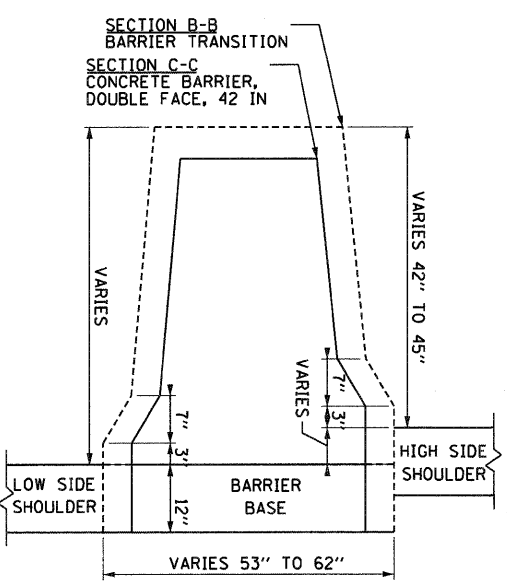
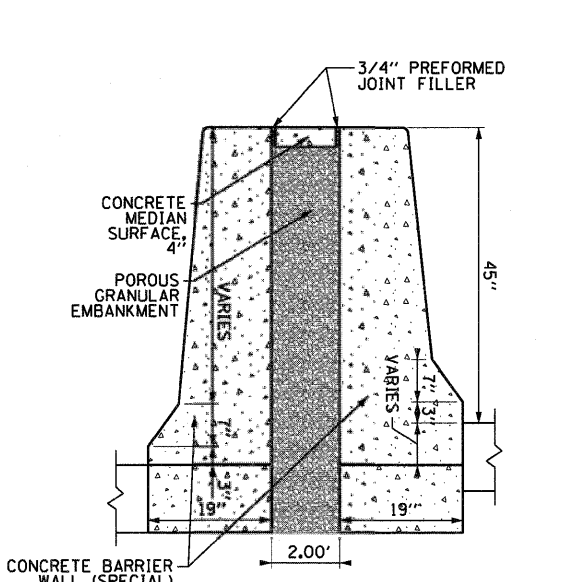



- NOTES:**
1. STATIONING BASED OFF OF NB I-55
  2. TRANSITION TO MEET CONCRETE BARRIER WALL (SPECIAL)
  3. TRANSITION TO MEET OVERHEAD SIGN FOUNDATION



- GENERAL NOTES**
1. CONTRACTOR OPTIONS FOR FILL BETWEEN BARRIER WALLS (WHEN NEEDED):
    - A. PLACE 4" CLASS SI CONCRETE.
    - B. PLACE 12" OF GRANULAR MATERIAL AT BASE BETWEEN WALLS. GRANULAR MATERIAL SHALL BE INCLUDED IN THE COST OF THE CONCRETE BARRIER OF THE SPECIFIED TYPE.
    - C. PLACE POROUS GRANULAR EMBANKMENT FROM BASE TO BOTTOM OF 4" CAP. FORMING MATERIAL FOR 4" CAP MAY REMAIN IN PLACE.
  2. REINFORCING STEEL SHALL EXTEND CONTINUOUS THROUGH CONSTRUCTION JOINTS. AT JOINTS WITH EXISTING BARRIER WALL TO REMAIN, SEE STANDARD 637006 FOR JOINT DETAILS.
  3. EXPANSION JOINTS SHOWN ON THIS DRAWING SHALL BE PREFORMED JOINT MATERIAL (BITUMINOUS TYPE) FILLER SHALL MEET AASHTO DESIGNATION M-33.
  4. ALL REINFORCING STEEL SHALL BE GRADE 40 OR GRADE 60 MEETING THE REQUIREMENTS OF AASHTO M31 OR ASTM A615.
  5. ALL WORK DETAILED HEREIN SHALL BE INCLUDED IN THE COST OF THE VARIOUS CONCRETE BARRIER PAY ITEMS.
  6. PREFORMED JOINT FILLER SHALL BE INCLUDED IN THE COST OF THE CONCRETE BARRIER TRANSITION & CONCRETE BARRIER.
  7. JOINTS SHALL BE CONSTRUCTED AS SHOWN ON THE PLANS AND IN ACCORDANCE WITH ARTICLE 637.08 OF THE STANDARD SPECIFICATIONS



FILE NAME = DBTr-76C52-sht-details.09.dgn

USER NAME = searab

DESIGNED BS

DRAWN BS

PLOT SCALE = 20.0000' / in.

CHECKED DBM

PLOT DATE = 1/24/2012

DATE 1-20-12

REVISED -

REVISED -

REVISED -

REVISED -

STATE OF ILLINOIS  
DEPARTMENT OF TRANSPORTATION

ROADWAY DETAILS

SCALE: 1" = 10' SHEET NO. 9 OF 26 SHEETS STA. TO STA.

F.A.I. RTE.	SECTION	COUNTY	TOTAL SHEETS	SHEET NO.
•	82-1-RIA), 82-1-R(B)	ST. CLAIR	629	506
• 64/998/70		CONTRACT NO. 76C52		
FED. ROAD DIST. NO.		ILLINOIS FED. AID PROJECT		