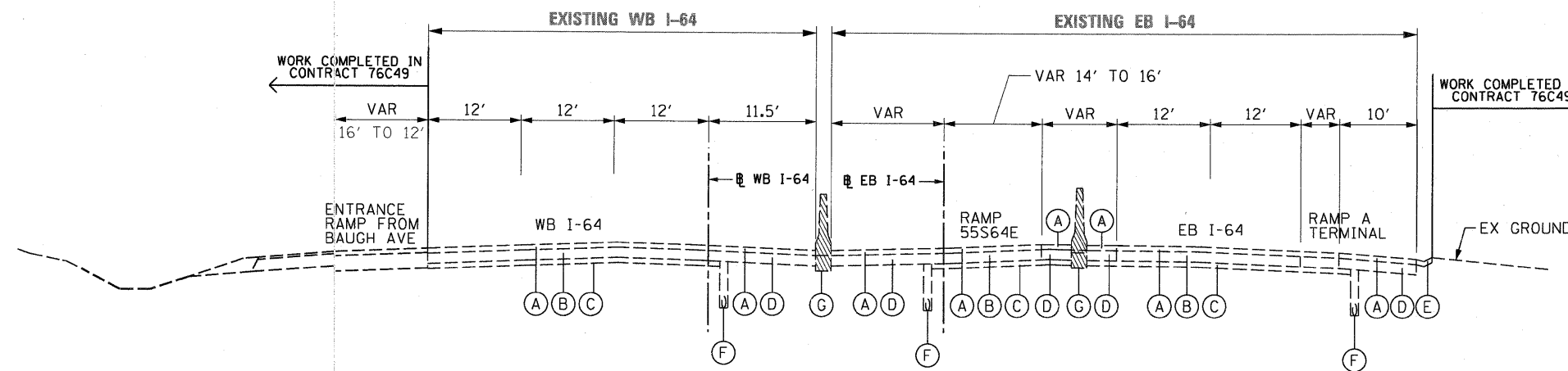


EXISTING LEGEND:

- (A) HMA OVERLAY - VARIES FROM 3" - 6"
- (B) CONTINUOUSLY REINFORCED PCC PAVEMENT - VARIES 8 1/2" TO 13 1/4"
- (C) STABILIZED SUBBASE - 4"
- (D) STABILIZED SHOULDER - 8" AND VARIES
- (E) CONCRETE CUTTER
- (F) PIPE UNDERDRAINS - 6"
- (G) DOUBLE CONCRETE BARRIER AND PAD
- (H) RIPRAP
- (I) GUARDRAIL
- (J) PORTLAND CEMENT CONCRETE PAVEMENT - 10" (REINFORCED)
- (K) AGGREGATE SHOULDER TYPE A
- (L) PORTLAND CEMENT CONCRETE PAVEMENT - 10" WITH PAVEMENT FABRIC
- (M) SUB-BASE, GRANULAR MATERIAL, TYPE A - 6"

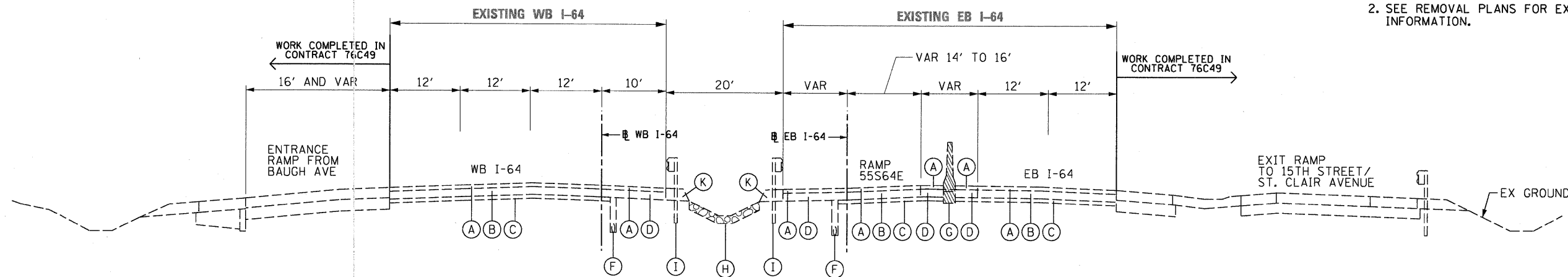


EXISTING WB I-64
STA 113+49.39 TO STA 93+84.79

1 - EXISTING EB I-64
STA 26+70.53 TO STA 49+00.00

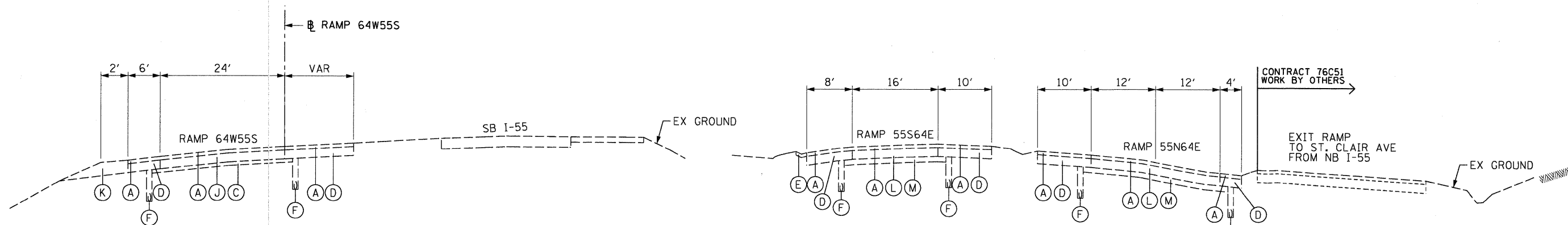
I-64 TYPICAL SECTION NOTES:

1. FOR HMA SURFACE REMOVAL, VARIABLE DEPTH, THE CONTRACTOR SHALL REMOVE EXISTING HMA OVERLAY TO THE TOP OF EXISTING PCC PAVEMENT. SEE HMA SURFACE REMOVAL TABLES FOR REFERENCE.
2. SEE REMOVAL PLANS FOR EXISTING PAVEMENT CORE INFORMATION.



EXISTING WB I-64
STA 93+84.79 TO STA 82+51.39

2 - EXISTING EB I-64
STA 49+00.00 TO STA 60+49.34



3 - EXISTING RAMP 64W55S
STA 113+92.13 TO STA 133+75.15

EXISTING RAMP 55S64E
STA 23+82.02 TO STA 24+42.27

4 - EXISTING RAMP 55N64E
STA 61+96.34 TO STA 74+11.54

FILE NAME = DBTr-76C52-shr-Typical.dgn

USER NAME = searsb
DESIGNED SDH
DRAWN SDH
CHECKED DBM
DATE 1-20-12

REVISED -
REVISED -
REVISED -
REVISED -

STATE OF ILLINOIS
DEPARTMENT OF TRANSPORTATION

TYPICAL SECTIONS - I-64

SCALE: NONE SHEET NO. 1 OF 19 SHEETS STA. TO STA.

F.A.I. RTE.	SECTION	COUNTY	TOTAL SHEETS	SHEET NO.
64/998/70	82-1-(A), 82-1-(B)	ST. CLAIR	629	15
CONTRACT NO. 76C52			ILLINOIS FED. AID PROJECT	