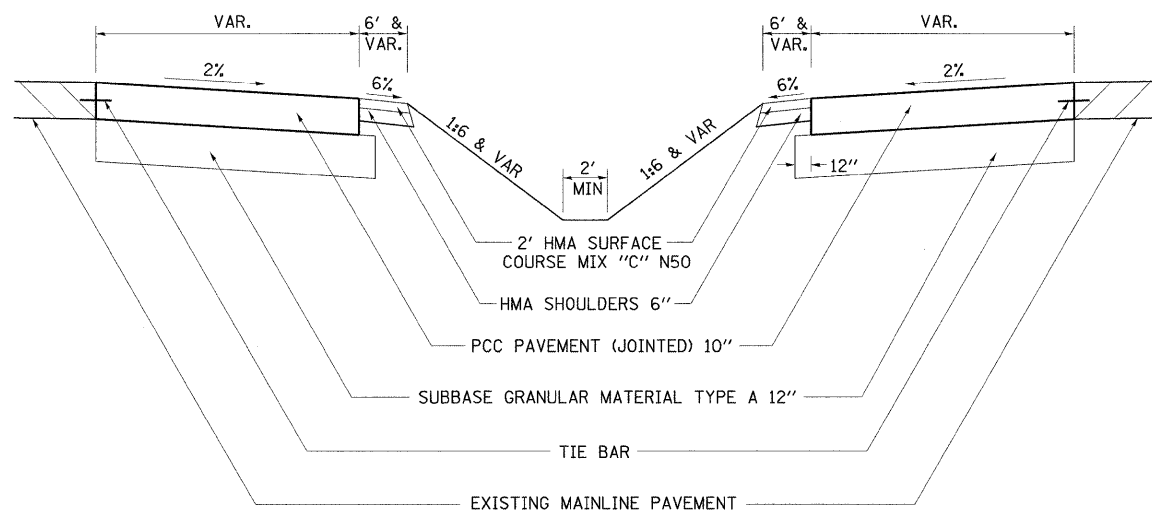


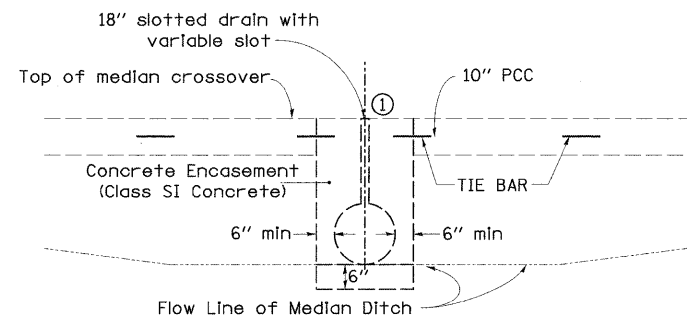
# 88' SINGLE LANE MEDIAN CROSSOVER

(POSTED SPEED LIMIT 65 MPH, WORK ZONE SPEED LIMIT 55 MPH)

TYPICAL SECTION

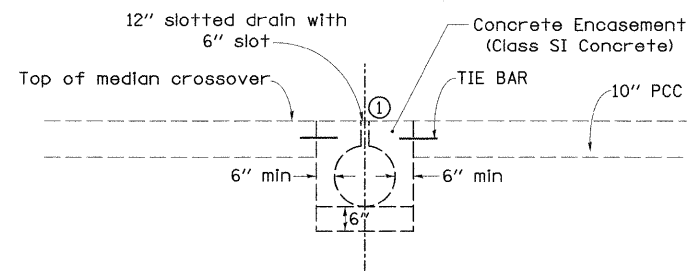


Distance feet from location station	0	50'	75'	100'	125'	150'	175'	200'	225'	250'	275'	283.50'
Offsets feet from inside edge of pavement	44'	42'	36.44'	31.30'	26.57'	22.25'	18.34'	14.83'	11.72'	9.01'	6.70'	6'
Drop feet from inside edge of pavement	0.88'	0.84'	0.73'	0.63'	0.53'	0.43'	0.37'	0.30'	0.23'	0.18'	0.13'	0.12'



SECTION A-A

(USE TO MAINTAIN MEDIAN DRAINAGE THROUGH THE CROSSOVER)



SECTION A-A

(WHEN CROSSOVER IS AT MEDIAN HIGH POINT)

① Duct tape or wood blocks shall be used to cover slotted drain during construction of crossover paving

## GENERAL NOTES

Construction of median crossover shall conform to the requirement of current Standard Specifications.

Slotted drain shall be constructed of 14 or 16 gauge corrugated metal roadway pipe modified to accommodate slotted drain as shown.

Pavement, subbase, & shoulder quantities are:

(3704.06 Sq. Yds.)	SUBBASE GRANULAR MATERIAL TYPE A, 12"
(3535.98 Sq. Yds.)	P.C.C. PAVEMENT, (JOINTED) 10"
(96.79 Tons)	2" HMA SURFACE COURSE, MIX "C", N50
(864.23 Sq. Yds.)	HMA SHOULDERS 6"

Elbows and Caps shall be considered included to the SLOTTED DRAIN 12" WITH 6" SLOT.

See District Standard 61.2 or 68.1 for details for the slotted drain.

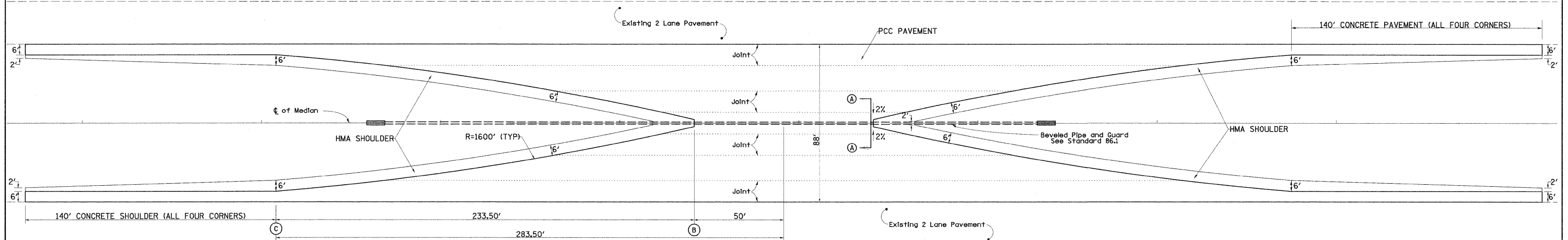
See District Standard 86.1 for details for the beveled pipe & guard.

The crossover is designed using a 55mph design speed.

The end of the pipe guard shall be set where a minimum 1:4 front slope can be constructed from each side of pipe guard to the HMA shoulder.

The PCC Pavement (Jointed) 10" shall be constructed according to Section 420 of the Standard Specifications and Highway Standards 420001, 420101, & 420106

The PCC Pavement (Jointed) 10" shall be tied to adjacent existing concrete pavement and the concrete encasement for the slotted drain. The tie bars shall be No. 6 bars 24" long @ 30" cts, and installed according to the applicable portions of Article 420.05 (b) of the Standard Specifications. The cost of the bars to be included in the cost of the PCC Pavement (Jointed) 10".



TYPICAL PLAN

Unless otherwise specified, when the median crossover is to be removed, the Contractor shall be required to saw full-depth along the shoulder line 6' from edge of pavement). The 6' adjacent to the edge of pavement shall remain in place and be used as shoulders. The cost of Sawing shall be included in the Pavement Removal.

Longitudinal joints shall be sawed at a max 12' width. All joints shall be sealed.

TRAFFIC CONTROL STANDARD 701416 IS TO BE USED WITH THIS DETAIL

FILE NAME =	USER NAME = parr-00397	DESIGNED - BJB	REVISED -	<b>STATE OF ILLINOIS DEPARTMENT OF TRANSPORTATION</b>	<b>DISTRICT 2 STANDARDS I-39 OVER KISHWAUKEE RIVER</b>	F.A.I. RTE.	SECTION	COUNTY	TOTAL SHEETS	SHEET NO.	
cr:\pwise_work\do_not_delete\dms59254\024472-shr-detail1a03.dgn	PLOT SCALE = 50.0000' / in.	DRAWN - BJB	REVISED -			39	(201-1B)M-3	WINNEBAGO	38	25	
PLOT DATE = 02/09/2012	DATE - 2/9/12	CHECKED - JMH	REVISED -			CONTRACT NO. 64H72					
						ILLINOIS FED. AID PROJECT					