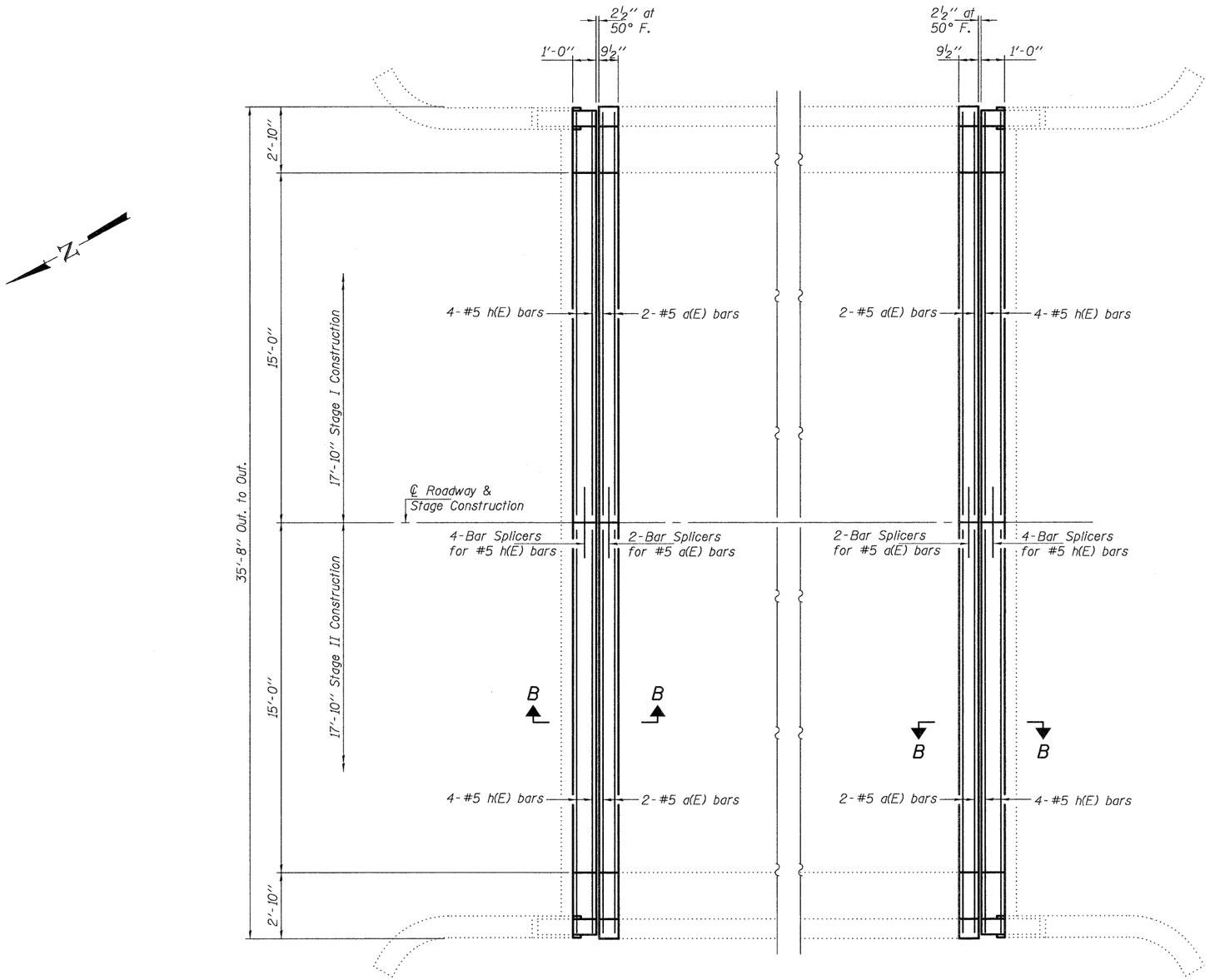

CONCRETE REPLACEMENT PLAN

SN: 101-0037 (NB) shown.
SN: 101-0038 (SB) similar by 180° rotation

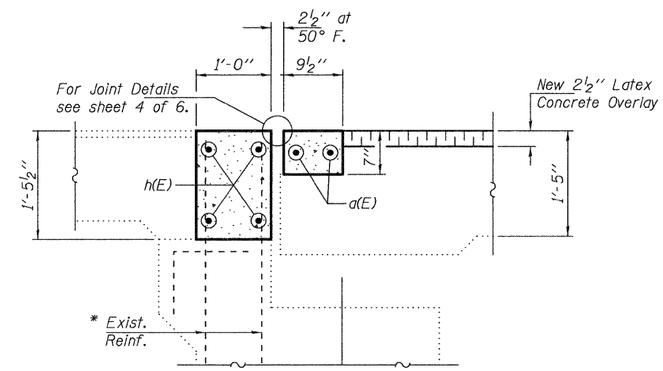

SECTION B-B

Dimensions at Rt. L's

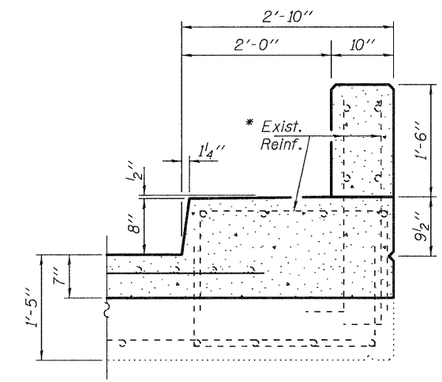

SECTION THRU CURB & PARAPET

BILL OF MATERIAL FOR ONE STRUCTURE

Bar	No.	Size	Length	Shape
a(E)	8	#5	17'-6"	———
h(E)	16	#5	17'-6"	———
Concrete Removal			Cu. Yd.	6.2
Concrete Superstructure			Cu. Yd.	6.1
Reinforcement Bars, Epoxy Coated			Pounds	440

* Existing reinforcement extending into the removal area shall be cleaned, straightened and incorporated into the new construction. Any reinforcement bars that are damaged during concrete removal shall be replaced with an approved bar splicer or anchorage system. Cost shall be included with Concrete Removal.

DESIGNED - ADY	EXAMINED	ACTING ENGINEER OF STRUCTURAL SERVICES	DATE - MARCH 8, 2012	STATE OF ILLINOIS DEPARTMENT OF TRANSPORTATION	CONCRETE REPLACEMENT DETAILS SN 101-0037 (NB) & 0038 (SB)	F.A. RTE.	SECTION	COUNTY	TOTAL SHEETS	SHEET NO.
CHECKED - MKC						738	(5B-2)M	WINNEBAGO	22	13
DRAWN - Kyle M. Steffen	PASSED	ACTING ENGINEER OF BRIDGES AND STRUCTURES			SHEET NO. 3 OF 6 SHEETS			CONTRACT NO. 64H23		
CHECKED - ADY MKC							ILLINOIS	FED. AID PROJECT		