CONTROLLER SEQUENCE

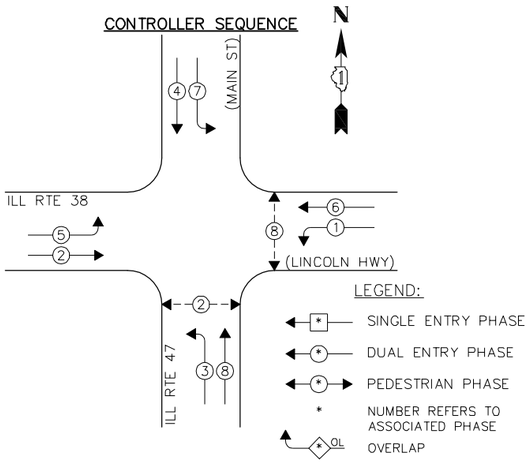

PHASE DESIGNATION DIAGRAM

EMERGENCY VEHICLE PREEMPTION SEQUENCE

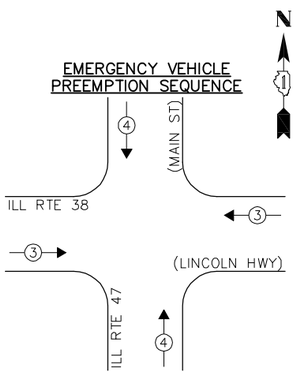

EXISTING EMERGENCY VEHICLE PREEMPTORS		
EMERGENCY VEHICLE PREEMPTOR	3	4
MOVEMENT		

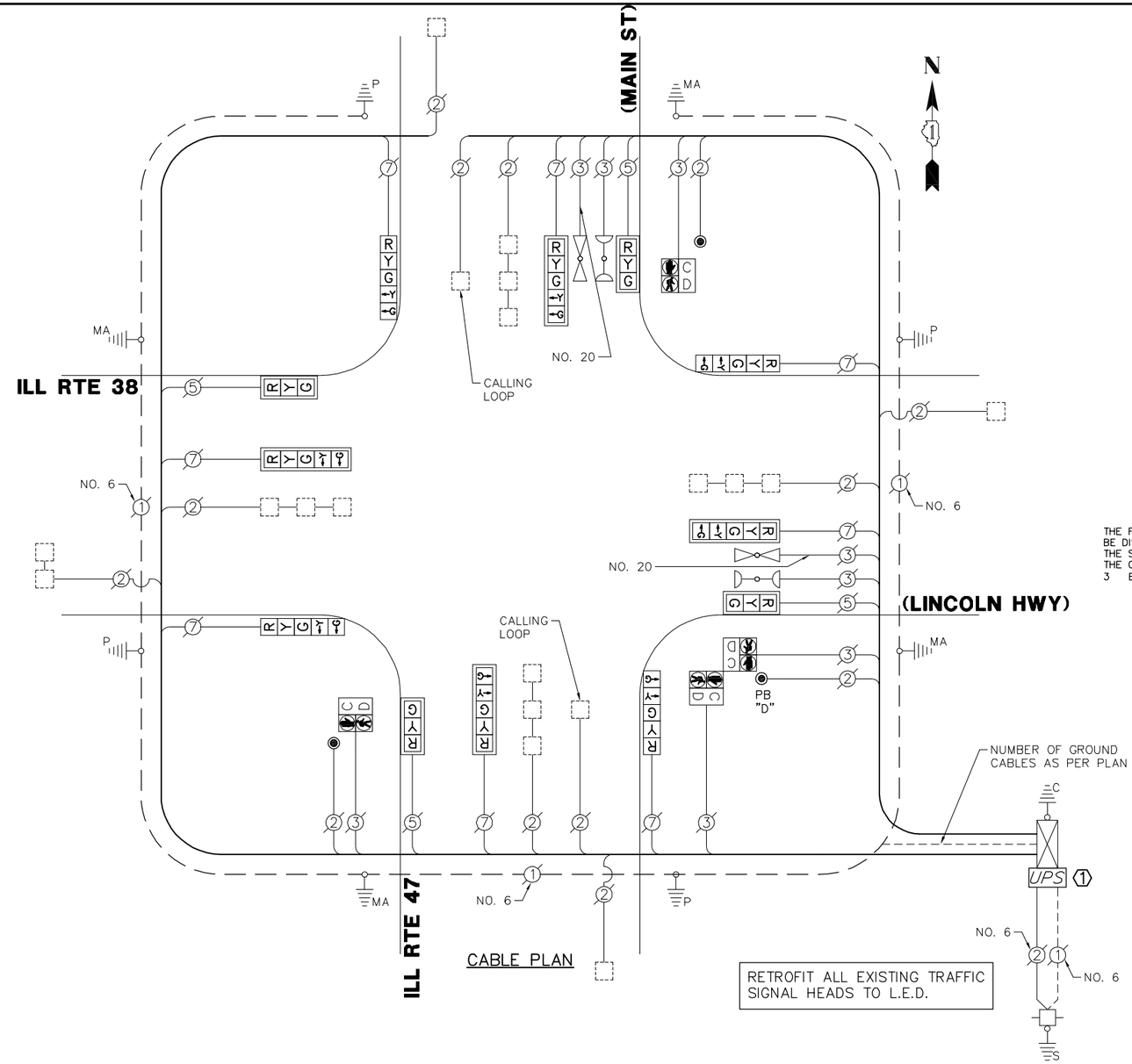

CABLE PLAN

NOTES:

PUSH BUTTON "D" SHALL PLACE A CALL IN PHASES 2 AND 8

CONSTRUCTION NOTES:

(1) THE UNINTERRUPTIBLE POWER SUPPLY UNIT SHALL BE INSTALLED ON THE LEFT SIDE OF THE EXISTING CONTROLLER CABINET.

THE FOLLOWING ITEMS SHALL BE REMOVED BY THE CONTRACTOR AND SHALL BE DISPOSED OF BY THEM OUTSIDE THE RIGHT-OF-WAY AT THEIR EXPENSE. THE SALVAGE VALUE OF THE REMOVED EQUIPMENT SHALL BE REFLECTED IN THE CONTRACT BID PRICE.
3 EACH PEDESTRIAN PUSH BUTTON

I.D.O.T. TRAFFIC SIGNAL INSTALLATION ELECTRICAL SERVICE REQUIREMENTS					TOTAL WATTAGE
		WATTAGE			
TYPE	NO. LAMPS	INCAND.	L.E.D.	% OPERATION	
SIGNAL (RED)	12	135	17	0.50	102.0
SIGNAL (YELLOW)	12	135	25	0.25	75.0
SIGNAL (GREEN)	12	135	15	0.25	45.0
ARROW	16	135	12	0.10	19.2
PED. SIGNAL	4	90	25	1.00	100.0
CONTROLLER	1	–	100	1.00	100.0
LUMINAIRE	–	–	250	0.50	–
L.E.D. ST. NAME SIGN	–	–	64	0.50	–
VIDEO SYSTEM	–	–	150	1.00	–
BATTERY BACKUP	1	–	25	1.00	25.0
ILLUMINATED SIGN	–	–	25	0.05	–
				TOTAL =	466.2

ENERGY COSTS – BILLED TO: VILLAGE OF ELBURN
(ADDRESS) 301 E. NORTH STREET
(ADDRESS) ELBURN, IL 60119
ENERGY SUPPLY – CONTACT: –
PHONE: –
COMPANY: –

SCHEDULE OF QUANTITIES

IL RTE 38 (LINCOLNWAY HWY) AT ILL RTE 47 (MAIN STREET)

NO.	QUANT.	UNIT	
1.	1	EACH	MAINTENANCE OF EXISTING TRAFFIC SIGNAL INSTALLATION
2.	1	EACH	MODIFY EXISTING CONTROLLER CABINET
3.	1	EACH	REMOVE EXISTING TRAFFIC SIGNAL EQUIPMENT
4.	1	EACH	UNINTERRUPTABLE POWER SUPPLY, SPECIAL
5.	4	EACH	SIGNAL HEAD, LED, 1-FACE, 3-SECTION, MAST ARM MOUNTED, RETROFIT
6.	4	EACH	SIGNAL HEAD, LED, 1-FACE, 5-SECTION, MAST ARM MOUNTED, RETROFIT
7.	4	EACH	SIGNAL HEAD, LED, 1-FACE, 5-SECTION, BRACKET MOUNTED, RETROFIT
8.	3	EACH	PEDESTRIAN PUSH-BUTTON, NON-LATCHING

GHA #4085.881

FILE NAME = 4085.881-TR1.dwg	USER NAME = ZACH WALLSTEN	DESIGNED - JRD	REVISED -
		DRAWN - ZCW	REVISED -
	PLOT SCALE = 1" = .0833'	CHECKED - KLB	REVISED -
	PLOT DATE = 2/3/2012	DATE - 2/3/2012	REVISED -

STATE OF ILLINOIS
DEPARTMENT OF TRANSPORTATION

SCHEDULE OF QUANTITIES, CABLE PLAN, PHASE DESIGNATION DIAGRAM, & EMERGENCY VEHICLE PREEMPTION SEQUENCE
ILL ROUTE 38 (LINCOLN HWY) AT ILL RTE 47 (MAIN ST)

SCALE: N.A. | SHEET NO. OF SHEETS | STA. TO STA.

F.A.P. RTE.	SECTION	COUNTY	TOTAL SHEETS	SHEET NO.
VARIES	2011-221-I	KANE	43	18
		CONTRACT #:	60R81	
		ILLINOIS FED. AID PROJECT		