

**STATE OF ILLINOIS
DEPARTMENT OF TRANSPORTATION**

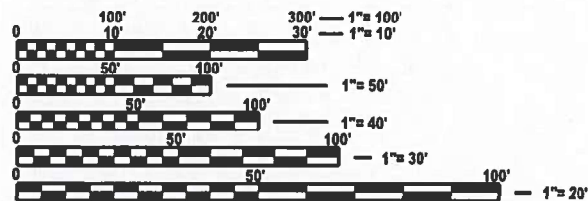
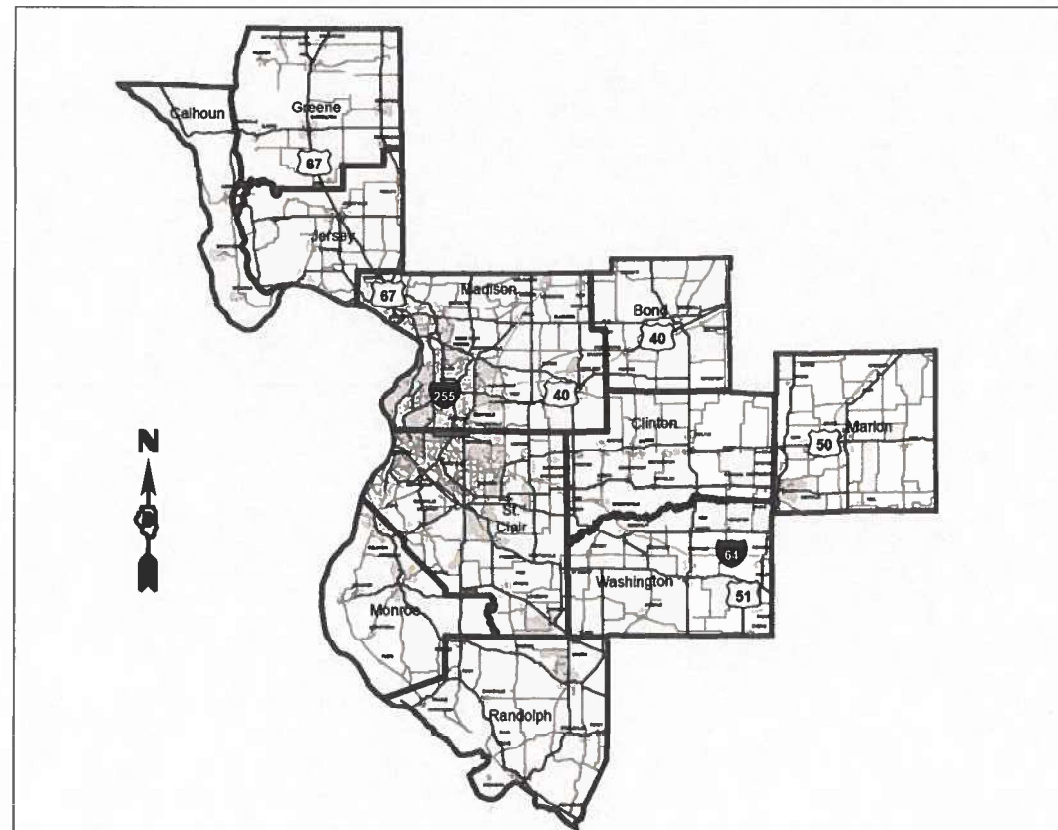
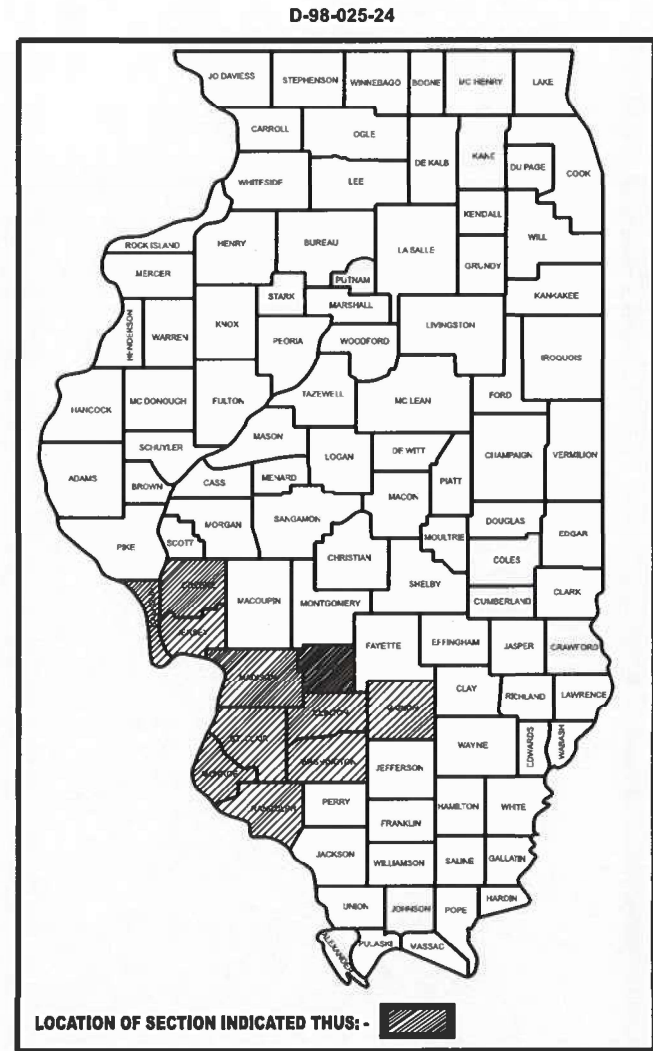
F.A. RTE.	SECTION	COUNTY	TOTAL SHEETS	SHEET NO.
VAR.	DIST 8 LTS 2024-2	VARIOUS	8	1
		ILLINOIS	CONTRACT NO. 76T55	

FOR INDEX OF SHEETS, SEE SHEET NO. 2

PROPOSED HIGHWAY PLANS

**VARIOUS ROUTES
SECTION : DIST 8 LTS 2024-2
HIGHWAY LIGHTING, TRAFFIC SIGNAL
REPAIR & MAINTENANCE
VARIOUS COUNTIES**

C-98-068-24



FULL SIZE PLANS HAVE BEEN PREPARED USING STANDARD ENGINEERING SCALES. REDUCED SIZED PLANS WILL NOT CONFORM TO STANDARD SCALES. IN MAKING MEASUREMENTS ON REDUCED PLANS, THE ABOVE SCALES MAY BE USED.

**J.U.L.I.E.
JOINT UTILITY LOCATION INFORMATION FOR EXCAVATION
1-800-892-0123
OR 811**

**PROJECT ENGINEER: CHERYL KEPLAR
PROJECT MANAGER: RICHARD BARBEE**

CONTRACT NO. 76T55

**STATE OF ILLINOIS
DEPARTMENT OF TRANSPORTATION**

SUBMITTED February 6, 2024
Keith Brown
REGIONAL ENGINEER

March 22, 2024
John A. Etk
ENGINEER OF DESIGN AND ENVIRONMENT

March 22, 2024
Stephen McQuinn
DIRECTOR OF HIGHWAYS PROJECT IMPLEMENTATION

**PRINTED BY THE AUTHORITY
OF THE STATE OF ILLINOIS**

INDEX OF SHEETS

- 1. COVER SHEET
- 2. INDEX, HIGHWAY STANDARDS, COMMITMENTS, & GENERAL NOTES
- 3.-6. SUMMARY OF QUANTITIES
- 7. LUMINAIRE PERFORMANCE TABLE
- 8. CONCRETE FOUNDATION TYPE A PED PUSH-BUTTON POST

COMMITMENTS
NONE

HIGHWAY STANDARDS

701001-02	701400-12	701456-05	805001-01	880006-01
701006-05	701401-13	701601-09	821101-02	886001-01
701101-05	701406-13	701606-10	830001-03	886006-01
701106-02	701421-08	701701-10	836001-04	
701201-05	701422-10	701901-09	838001-01	
701206-05	701446-11	720001-01	873001-02	
701301-04	701451-05	720006-04	876001-04	
000001-08	001006	720016-04	880001-01	

GENERAL NOTES

1. ILLINOIS STATE LAW REQUIRES A 48 HOUR NOTICE TO BE GIVEN TO UTILITIES BEFORE DIGGING. FIELD MARKING OF FACILITIES MAY BE OBTAINED BY CONTACTING J.U.L.I.E. (PHONE 800-892-0123 OR 811) OR FOR NON-MEMBERS, THE UTILITY COMPANY DIRECTLY.
2. NO SURVEY WAS PERFORMED FOR THIS PROJECT AND THE PLANS WERE CREATED USING MICROFILM AND FIELD MEASUREMENTS.
3. THE RESIDENT ENGINEER SHALL VERIFY THE EXISTENCE OF HIGHWAY LIGHTING, INTELLIGENT TRANSPORTATION SYSTEMS (I.T.S.) UTILITIES, AND/OR ELECTRICAL CABLES ASSOCIATED WITH TRAFFIC SIGNALS WITHIN THE PROJECT LIMITS. IF ANY OF THESE EXIST WITHIN THE PROJECT LIMITS, AND IF THESE ITEMS REQUIRE LOCATING, THE CONTRACTOR SHALL BE DIRECTED TO DO SO ACCORDING TO SECTION 803 OF THE STANDARD SPECIFICATIONS. THIS WORK SHALL BE PAID FOR ACCORDING TO ARTICLE 109.04 OF THE STANDARD SPECIFICATIONS.
4. THE DEPARTMENT STRONGLY ENCOURAGES THE PRIME CONTRACTOR AND THEIR APPROVED SUB-CONTRACTORS TO HIRE MINORITY, WOMEN AND DISADVANTAGED INDIVIDUALS FROM ITS FEDERALLY FUNDED HIGHWAY CONSTRUCTION CAREERS TRAINING PROGRAM (HCCTP) TO HELP MEET WORKFORCE AND TRAINEE GOALS. THIS PROGRAM IS TRAINING MINORITIES, WOMEN AND DISADVANTAGED INDIVIDUALS IN HIGHWAY CONSTRUCTION-RELATED SKILLS, E.G., MATH FOR THE TRADES, JOB READINESS, TECHNICAL SKILLS COURSEWORK (CARPENTRY, CONCRETE FLATWORK, BLUEPRINT READING, SITE PLANS, SITE WORK, TOOLS USE, ETC.) AND OSHA 10 HOUR CERTIFICATION, TO PREPARE THEM FOR A CAREER IN THE HIGHWAY CONSTRUCTION TRADES. GRADUATES ARE WELL-TRAINED AND READY TO BECOME PRODUCTIVE ENTRY-LEVEL CONSTRUCTION WORKERS. CONTACT THE DISTRICT 8 EEO OFFICE AT 618-346-3360 AND/OR THE HCCTP COORDINATOR AT 618-874-6528 TO LEARN MORE ABOUT THE PROGRAM AND FOR ASSISTANCE IN MEETING WORKFORCE AND TRAINEE GOALS.
5. THE LOCATIONS OF THE REPAIR AREAS SHALL BE DETERMINED BY THE ENGINEER/DEPARTMENT.
6. NO MATERIAL SHALL BE LEFT ON OR NEAR THE ROADWAY DURING NON-WORKING HOURS.
7. ANY NECESSARY TRAFFIC CONTROL WILL BE PROVIDED BY THE CONTRACTOR APPROPRIATE STANDARDS ARE LISTED.
8. A FLAGGER SHALL BE REQUIRED AT ALL TIMES WHEN WORKERS OR EQUIPMENT ARE ENCROACHING ON THE LANE OF TRAFFIC.
9. 45 AND 55 MPH SIGNS ARE INCLUDED IN ALL INTERSTATE LANE CLOSURES. IF THE LANE CLOSURE DURATION IS LESS THAN 4 HOURS, THE 45 AND 55 MPH SIGNS ARE NOT REQUIRED.
10. ANY WORK ORDER MAY BE CANCELED AT THE ENGINEER'S/DEPARTMENT'S DISCRETION.
11. NO OVERNIGHT LANE CLOSURES WILL BE ALLOWED.

MODEL: GEN NOTES AND INDEX (Sheet)
FILE NAME: c:\pw\work\kwid\daniel.hopkins@illinois.gov\40946660\0876755-shr-Gen-Notes-index_S00.dwg

REV. - MS

USER NAME = Daniel.Hopkins	DESIGNED -	REVISED -	STATE OF ILLINOIS DEPARTMENT OF TRANSPORTATION	INDEX OF SHEETS, HIGHWAY STANDARDS, COMMITMENTS, & GENERAL NOTES	F.A. RTE.	SECTION	COUNTY	TOTAL SHEETS	SHEET NO.	
PLOT SCALE = \$\$CALE\$	DRAWN -	REVISED -			VAR.	Dist 8 LTS 2024-2	VARIOUS	8	2	
PLOT DATE = 1/25/2024	CHECKED -	REVISED -			CONTRACT NO. 76T55					
	DATE -	REVISED -			ILLINOIS FED. AID PROJEC.					
				SCALE:	SHEET	OF	SHEETS	STA.	TO STA.	

CODE NO.	ITEM	UNIT	TOTAL QUANTITY	CONSTR. CODE	
				100% STATE	
				TRAFFIC SIGNALS	0021 URBAN
80300100	LOCATING UNDERGROUND CABLE	FOOT	1000	1000	
82110005	LUMINAIRE, LED, ROADWAY, OUTPUT DESIGNATION E	EACH	5	5	
82110007	LUMINAIRE, LED, ROADWAY, OUTPUT DESIGNATION G	EACH	20	20	
82110008	LUMINAIRE, LED, ROADWAY, OUTPUT DESIGNATION H	EACH	40	40	
82110032	LUMINAIRE, LED, SIGN LIGHTING, OUTPUT DESIGNATION E	EACH	5	5	
87000240	ELECTRIC CABLE ASSEMBLY IN CONDUIT, 600V (XLP-TYPE TC) 2/C NO. 2 AND NO. 4	FOOT	500	500	
87000405	ELECTRIC CABLE ASSEMBLY IN TRENCH, 600V (XLP-TYPE TC) 2/C NO. 2 AND NO. 4	FOOT	1000	1000	
87000775	ELECTRIC CABLE ASSEMBLY IN CONDUIT, 600V (XLP-TYPE TC) 2/C NO. 4 AND NO. 6	FOOT	500	500	
87000885	ELECTRIC CABLE ASSEMBLY IN CONDUIT, 600V (XLP-TYPE TC) 2/C NO. 6 AND NO. 8	FOOT	500	500	
87005275	ELECTRIC CABLE ASSEMBLY IN TRENCH, 600V (XLP-TYPE TC) 2/C NO. 4 AND NO. 6	FOOT	1000	1000	
87005385	ELECTRIC CABLE ASSEMBLY IN TRENCH, 600V (XLP-TYPE TC) 2/C NO. 6 AND NO. 8	FOOT	1000	1000	
88102825	PEDESTRIAN SIGNAL HEAD, POLYCARBONATE, LED, 1-FACE, BRACKET MOUNTED WITH COUNT DOWN TIMER	EACH	60	60	
88200510	TRAFFIC SIGNAL BACKPLATE, RETROREFLECTIVE	EACH	30	30	
88800100	PEDESTRIAN PUSH-BUTTON	EACH	100	100	

CODE NO.	ITEM	UNIT	TOTAL QUANTITY	CONSTR. CODE	
				100% STATE	
				TRAFFIC SIGNALS	0021 URBAN
XP000001	JOURNEYMAN ELECTRICIAN	HOUR	1000	1000	
XP000002	APPRENTICE ELECTRICIAN	HOUR	100	100	
XP000009	PICK-UP TRUCK	HOUR	700	700	
XP000012	ARROWBOARD (TRAILER MOUNTED)	HOUR	20	20	
XP000013	ATTENUATOR, CRASH (TRUCK MOUNTED)	HOUR	500	500	
XP000014	TRUCK CRANE	HOUR	500	500	
X1400096	LED LAMP MODULE REPLACEMENT	EACH	300	300	
X1400188	MAIN DRIVE CONTROLLER	EACH	1	1	
X7010218	TRAFFIC CONTROL AND PROTECTION, (SPECIAL)	EACH	29	29	
X8760200	ACCESSIBLE PEDESTRIAN SIGNALS	EACH	100	100	
X8760201	PEDESTRIAN PUSH-BUTTON POST	EACH	50	50	
X8860400	DETECTOR LOOP (SPECIAL)	FOOT	5000	5000	
XP000015	DIGGER DERRICK	HOUR	100	100	
XP000028	LABOR	HOUR	100	100	

MODEL: SQO_1 [Sheet]
 FILE NAME: c:\pwr\work\ford\daniel_hopkins\gov\0948660\0876155-shr-Gen Notes Index_SQO.dgn

REV. - MS

USER NAME = daniel_hopkins	DESIGNED -	REVISED -
PLOT SCALE = \$SCALE\$	DRAWN -	REVISED -
PLOT DATE = 2/5/2024	CHECKED -	REVISED -
	DATE -	REVISED -

**STATE OF ILLINOIS
DEPARTMENT OF TRANSPORTATION**

SUMMARY OF QUANTITIES

SCALE: SHEET OF SHEETS STA. TO STA.

F.A. RTE.	SECTION	COUNTY	TOTAL SHEETS	SHEET NO.
VAR.	Dist 8 LTS 2024-2	VARIOUS	8	3
ILLINOIS FED. AID PROJECT			CONTRACT NO. 76T55	

MODEL: SOQ 2 (Sheet)
 FILE NAME: c:\p\work\paw\tdaniel_hopkins@illinois.gov\0246660\0816155-stl-Genl Notes Index_SQO.dgn

CODE NO.	ITEM	UNIT	TOTAL QUANTITY	CONSTR. CODE	
				100% STATE	
				TRAFFIC SIGNALS 0021	URBAN
XP000029	BUCKET TRUCK/VAN FOR TRAFFIC SIGNALS	HOUR	700	700	
XP000030	BUCKET TRUCK FOR HIGHWAY LIGHTING	HOUR	700	700	
XP000031	POLE TRAILER	HOUR	100	100	
XP000032	FLATBED TRAILER	HOUR	100	100	
XP000101	ATQ 5A FUSE 200	EACH	200	200	
XP000102	FNQ 5A FUSE	EACH	200	200	
XP000104	FNM 10A FUSE	EACH	5	5	
XP000105	FRNR 60A FUSE	EACH	5	5	
XP000106	BUCHANAN FUSEHOLDER KIT	EACH	50	50	
XP000115	150W HPS LAMP	EACH	5	5	
XP000116	250W HPS LAMP	EACH	100	100	
XP000118	400W HPS LAMP	EACH	350	350	
XP000119	150W 240/480V BALLAST KIT	EACH	5	5	
XP000120	250W 240/480V BALLAST KIT	EACH	100	100	

CODE NO.	ITEM	UNIT	TOTAL QUANTITY	CONSTR. CODE	
				100% STATE	
				TRAFFIC SIGNALS 0021	URBAN
XP000122	400W 240/480V BALLAST KIT	EACH	150	150	
XP000123	SD-100 BU STARTER	EACH	5	5	
XP000124	SURGE ARRESTOR (EDCO MODEL SHA-XXX3) X=20/240/480 VOLTS	EACH	20	20	
XP000125	PHOTO CONTROL, 105V-285V (ALR-MODEL SSTPV-ON)	EACH	20	20	
XP000126	#12 XLPE 1/C COPPER WIRE	FEET	500	500	
XP000127	#8 XLP-TYPE USE 1/C COPPER WIRE	FEET	500	500	
XP000128	#6 XLP-TYPE USE 1/C COPPER WIRE	FEET	10000	10000	
XP000129	60A LIGHTING CONTACTOR	EACH	5	5	
XP000130	100A LIGHTING CONTACTOR	EACH	5	5	
XP000132	50A CIRCUIT BREAKER, 1P	EACH	5	5	
XP000135	50A CIRCUIT BREAKER, 2P	EACH	5	5	
XP000137	150A CIRCUIT BREAKER, 2P	EACH	5	5	
XP000138	200A CIRCUIT BREAKER, 2P	EACH	5	5	
XP000139	BREAKAWAY COUPLING, 1"	EACH	5	5	

REV. - MS

USER NAME = daniel_hopkins DESIGNED - DRAWN - PLOT SCALE = \$\$SCALE\$ CHECKED - PLOT DATE = 2/5/2024 DATE -		REVISED - REVISED - REVISED - REVISED -		STATE OF ILLINOIS DEPARTMENT OF TRANSPORTATION		SUMMARY OF QUANTITIES				F.A. RTE. SECTION COUNTY TOTAL SHEETS SHEET NO. VAR. Dist 8 LTS 2024-2 VARIOUS 8 4 ILLINOIS FED. AID PROJECT	
SCALE:		SHEET OF SHEETS		STA. TO STA.							

MODEL: SQ0 3 (Sheet)
 FILE NAME: c:\p\work\paw\tdaniel_hopkins@illinois.gov\d0948660\0876755-sh-Gen Notes Index_SQ0.dgn

CODE NO.	ITEM	UNIT	TOTAL QUANTITY	CONSTR. CODE	
				100% STATE	
				TRAFFIC SIGNALS	
				0021	URBAN
XP000140	1/4" X 1/4" STAINLESS STEEL MESH	SQFT	10		10
XP000141	ALUMINUM SIGNAL BASE, SQUARE (PELCO)	EACH	100		100
XP000142	ALUMINUM SIGNAL POST, 13', SCH 80 (PELCO)	EACH	5		5
XP000145	MAST ARM BRACKET, 3 SECTION (PELCO AB 11 6)	EACH	5		5
XP000146	MAST ARM BRACKET, 4 SECTION (PELCO AB 11 6)	EACH	5		5
XP000147	MAST ARM BRACKET, 5 SECTION (PELCO AB 11 6)	EACH	5		5
XP000161	LAMP, QUARTZ HALOGEN, 43W @, 10.8V (GE OR EQUIVALENT)	EACH	50		50
XP000164	SIGNAL HEAD, POLYCARBONATE, LED, 1-SECTION, 12", R OR Y (ECONOLITE OR MCCAIN)	EACH	5		5
XP000165	SIGNAL HEAD, POLYCARBONATE, LED, 3-SECTION, 12", (ECONOLITE OR MCCAIN)	EACH	120		120
XP000166	SIGNAL HEAD, POLYCARBONATE, LED, 4-SECTION, 12", (ECONOLITE OR MCCAIN)	EACH	50		50
XP000167	SIGNAL HEAD, POLYCARBONATE, LED, 5-SECTION, 12", (ECONOLITE OR MCCAIN)	EACH	50		50
XP000168	PEDESTRIAN HEAD, POLYCARBONATE, LED, 2-SECTION, 12", (ECONOLITE OR MCCAIN)	EACH	40		40
XP000170	ELECTRIC CABLE, 2/C, #14, TW, SH	FEET	3000		3000
XP000171	ELECTRIC CABLE, 3 PR, #18, TW, SH	FEET	10		10

CODE NO.	ITEM	UNIT	TOTAL QUANTITY	CONSTR. CODE	
				100% STATE	
				TRAFFIC SIGNALS	
				0021	URBAN
XP000172	ELECTRIC CABLE, 5 PR, #18, TW, SH	FEET	10		10
XP000173	ELECTRIC CABLE, 6 PR, #18, TW, SH	FEET	10		10
XP000174	ELECTRIC CABLE, 2/C, #14	FEET	3000		3000
XP000175	ELECTRIC CABLE, 3/C, #14	FEET	3000		3000
XP000176	ELECTRIC CABLE, 5/C, #14	FEET	3000		3000
XP000177	ELECTRIC CABLE, 7/C, #14	FEET	3000		3000
XP000179	GROUND ROD, 8', COPPER CLAD	EACH	5		5
XP000180	SPLICE KIT (3-M SCOTCHCAST #72-N1)	EACH	10		10
XP000181	LOOP SEALANT (BONDO P606)	GALLON	30		30
XP000186	J BOX, NEMA, 4X, SS, 6"X8"X4", W/ ALUMINUM BACKPLATE & LOCK KIT	EACH	5		5
XP000187	HANDHOLE, FRAME & COVER (NEENAH R-6660-JP)	EACH	5		5
XP000188	HANDHOLE, COVER ONLY (NEENAH R-6660-JP)	EACH	20		20
XP000191	SIGN, ILLUMINATED, FIBEROPTIC-TYPE, 24"X30" "NO LEFT/RIGHT TURN" OR "LT TURN YIELD"	EACH	5		5
XP000192	SIGN, ILLUMINATED, FIBEROPTIC-TYPE, 24"X30" SYMBOLIC "NO LEFT/RIGHT TURN"	EACH	5		5

REV. - MS

USER NAME = daniel_hopkins	DESIGNED -	REVISED -
PLOT SCALE = \$\$CALES	DRAWN -	REVISED -
PLOT DATE = 2/5/2024	CHECKED -	REVISED -
	DATE -	REVISED -

**STATE OF ILLINOIS
DEPARTMENT OF TRANSPORTATION**

SUMMARY OF QUANTITIES

SCALE: SHEET OF SHEETS STA. TO STA.

F.A. RTE.	SECTION	COUNTY	TOTAL SHEETS	SHEET NO.
VAR.	Dist 8 LTS 2024-2	VARIOUS	8	5
			CONTRACT NO. 76T55	
ILLINOIS FED. AID PROJECT				

MODEL: S02_4 [Sheet]
 FILE NAME: c:\p\w\k\p\w\k\daniel_hopkins@illinois.gov\d0946660\0876755-sht-Genl Notes Index_S02.dgn

CODE NO.	ITEM	UNIT	TOTAL QUANTITY	CONSTR. CODE
				100% STATE
				TRAFFIC SIGNALS
				0021
				URBAN
XP000193	MONITOR, NEMA CONFLICT, 12 CHANNEL (EDI SSM-12E)	EACH	5	5
XP000194	RELAY, FLASH TRANSFER, (MIDTEX 136-62T3A1)	EACH	5	5
XP000195	DETECTOR, NEMA DIGITAL, 1-CH, SHELF MOUNT (DETECTOR SYSTEMS OR RENO)	EACH	5	5
XP000196	DETECTOR, NEMA DIGITAL, 2-CH, RACK MOUNT (DETECTOR SYSTEMS OR RENO)	EACH	20	20
XP000197	DETECTOR, POWER SUPPLY, RACK MOUNT (DETECTOR SYSTEMS OR RENO)	EACH	5	5
XP000198	CABINET, SIGNAL CONTROLLER, ALUM., TYPE IV, W/MONITOR & ALL PLUG-INS, COMPLETE (ECONOLITE)	EACH	5	5
XP000199	FLASHER, NEMA	EACH	20	20
XP000200	LOAD SWITCH, NEMA	EACH	40	40
XP000203	COLD GALVANIZING, SPRAY CAN	EACH	5	5
XP000205	ALUMINUM LIGHT POLE MAST ARM, 15', TRUSS STYLE	EACH	40	40
XP000207	ALUMINUM LIGHT POLE, 45', COMPLETE, RD, W/ TENON TOP, W/T BASE, 17" B.C., DK. BRONZE POWDER COAT	EACH	5	5
XP000209	UPPER AND LOWER ARM ASSEMBLY, UNPAINTED ALUMINUM	EACH	120	120
XP000210	FLASHER CONTROLLER CABINET ASSEMBLY, NEMA (PELCO SE-1005 OR EQUIVALENT)	EACH	5	5
XP000300	TRAFFIC SIGNAL RELAMPING	EACH	5	5

CODE NO.	ITEM	UNIT	TOTAL QUANTITY	CONSTR. CODE
				100% STATE
				TRAFFIC SIGNALS
				0021
				URBAN
XP000301	TRAFFIC SIGNAL LAMP REPLACEMENT	EACH	5	5
XP000302	FLASHING BEACON INSPECTION	EACH	5	5
XP000303	TOWER LIGHTING INSPECTION	EACH	5	5
XP000304	REPLACE SERVICE INSTALLATION, COMPLETE	EACH	5	5
XP000307	REPAIR TRAFFIC SIGNAL KNOCKDOWN	EACH	120	120
XP000308	REPAIR FLASHING BEACON KNOCKDOWN	EACH	40	40
XP000309	REPAIR HIGHWAY LIGHT POLE KNOCKDOWN	EACH	100	100
XP000310	REPLACE HIGHWAY LIGHT POLE BREAKAWAY DEVICE, COUPLINGS	EACH	5	5
XP000311	REPLACE HIGHWAY LIGHT POLE BREAKAWAY DEVICE, TRANSFORMER BASE	EACH	40	40
XP000312	REPLACE TRAFFIC SIGNAL POST BASE ASSEMBLY	EACH	40	40

REV. - MS

USER NAME = daniel_hopkins	DESIGNED -	REVISED -
PLOT SCALE = \$SCALE\$	DRAWN -	REVISED -
PLOT DATE = 2/5/2024	CHECKED -	REVISED -
	DATE -	REVISED -

**STATE OF ILLINOIS
 DEPARTMENT OF TRANSPORTATION**

SUMMARY OF QUANTITIES

SCALE: SHEET OF SHEETS STA. TO STA.

F.A. RTE.	SECTION	COUNTY	TOTAL SHEETS	SHEET NO.
VAR.	Dist 8 LTS 2024-2	VARIOUS	8	6
			CONTRACT NO. 76T55	
ILLINOIS FED. AID PROJECT				

ILLINOIS DEPARTMENT OF TRANSPORTATION
LUMINAIRE PERFORMANCE TABLE
LED replacement for 250W HPS Horizontal Mount luminaire

ILLINOIS DEPARTMENT OF TRANSPORTATION
LUMINAIRE PERFORMANCE TABLE
LED replacement for 400W HPS Horizontal Mount luminaire

ILLINOIS DEPARTMENT OF TRANSPORTATION
LUMINAIRE PERFORMANCE TABLE
LED Replacement for 250W HPS Multi-Mount Luminaire
(replacement luminaire shall be mounted horizontally)

GIVEN CONDITIONS		
ROADWAY DATA	Lane Width	12 ft
	Number of Lanes (In One Direction Only)	3
	Median Width	0 ft
	I.E.S. Surface Classification	R3
	Q-Zero Value	.07
LIGHT POLE DATA	Mounting Height	45 ft
	Luminaire Overhang From Edge of Pavement (White Line)	0 ft
LUMINAIRE DATA	Luminaire Type	LED
	I.E.S. Vertical Distribution	Medium
	BUG Rating	U = 0
	I.E.S. Lateral Distribution	Type II or III
	Total Light Loss Factor	0.684
LAYOUT DATA	Spacing	160 ft
	Configuration	One Sided

NOTES:
1. Total light loss factor is the product of "Lumen Depreciation" (LLD) = 0.90, "Dirt Depreciation" (LDF) = 0.80, and "Equipment factors" (EF) = 0.95.

PERFORMANCE REQUIREMENTS

NOTE: These performance requirements shall be the acceptable standards of photometric performance for the luminaire, based on the given conditions listed above.

ILLUMINANCE	Average Illuminance, E_{AVE}	0.9 fc to 1.4 fc
	Uniformity Ratio, E_{AVE}/E_{MIN}	$\leq 3.0:1$
LUMINANCE	Average Luminance, L_{AVE}	0.6 cd/m ² to 0.9 cd/m ²
	Uniformity Ratio, L_{AVE}/L_{MIN}	$\leq 3.5:1$
	Uniformity Ratio, L_{MAX}/L_{MIN}	$\leq 6.0:1$
	Max. Veiling Luminance Ratio, L_v/L_{AVE}	$\leq 0.3:1$

GIVEN CONDITIONS		
ROADWAY DATA	Lane Width	12 ft
	Number of Lanes (In One direction Only)	4
	Median Width	0 ft
	I.E.S. Surface Classification	R3
	Q-Zero Value	.07
LIGHT POLE DATA	Mounting Height	45 ft
	Luminaire Overhang From Edge of Pavement (White Line)	0 ft
LUMINAIRE DATA	Luminaire Type	LED
	I.E.S. Vertical Distribution	Medium
	BUG Rating	U = 0
	I.E.S. Lateral Distribution	Type II or III
	Total Light Loss Factor	0.684
LAYOUT DATA	Spacing	240 ft
	Configuration	One Sided

NOTES:
1. Total light loss factor is the product of "Lumen Depreciation" (LLD) = 0.90, "Dirt Depreciation" (LDF) = 0.80, and "Equipment factors" (EF) = 0.95.

PERFORMANCE REQUIREMENTS

NOTE: These performance requirements shall be the acceptable standards of photometric performance for the luminaire, based on the given conditions listed above.

ILLUMINANCE	Average Illuminance, E_{AVE}	0.9 fc to 1.4 fc
	Uniformity Ratio, E_{AVE}/E_{MIN}	$\leq 3.0:1$
LUMINANCE	Average Luminance, L_{AVE}	0.6 cd/m ² to 0.9 cd/m ²
	Uniformity Ratio, L_{AVE}/L_{MIN}	$\leq 3.5:1$
	Uniformity Ratio, L_{MAX}/L_{MIN}	$\leq 6.0:1$
	Max. Veiling Luminance Ratio, L_v/L_{AVE}	$\leq 0.3:1$

GIVEN CONDITIONS		
ROADWAY DATA	Lane Width	12 ft
	Number of Lanes (One Direction Only)	3
	Median Width	0 ft
	I.E.S. Surface Classification	R3
	Q-Zero Value	.07
LIGHT POLE DATA	Mounting Height	45 ft
	Luminaire Overhang From Edge of Pavement (White Line)	-30 ft
LUMINAIRE DATA	Luminaire Type	LED
	I.E.S. Vertical Distribution	Medium
	BUG Rating	U = 0
	I.E.S. Lateral Distribution	Type III or IV
	Total Light Loss Factor	0.684
LAYOUT DATA	Spacing	145 ft
	Configuration	One Sided

NOTES:
1. Total light loss factor is the product of "Lumen Depreciation" (LLD) = 0.90, "Dirt Depreciation" (LDF) = 0.80, and "Equipment factors" (EF) = 0.95.

PERFORMANCE REQUIREMENTS

NOTE: These performance requirements shall be the acceptable standards of photometric performance for the luminaire, based on the given conditions listed above.

ILLUMINANCE	Average Illuminance, E_{AVE}	0.9 fc to 1.4 fc
	Uniformity Ratio, E_{AVE}/E_{MIN}	$\leq 3.0:1$
LUMINANCE	Average Luminance, L_{AVE}	0.6 cd/m ² to 0.9 cd/m ²
	Uniformity Ratio, L_{AVE}/L_{MIN}	$\leq 3.5:1$
	Uniformity Ratio, L_{MAX}/L_{MIN}	$\leq 6.0:1$
	Max. Veiling Luminance Ratio, L_v/L_{AVE}	$\leq 0.3:1$

ILLINOIS DEPARTMENT OF TRANSPORTATION
LUMINAIRE PERFORMANCE TABLE
LED Replacement for 400W HPS Multi-Mount Luminaire
(replacement luminaire shall be mounted horizontally)

GIVEN CONDITIONS		
ROADWAY DATA	Lane Width	12 ft
	Number of Lanes (In One Direction Only)	4
	Median Width	0 ft
	I.E.S. Surface Classification	R3
	Q-Zero Value	.07
LIGHT POLE DATA	Mounting Height	45 ft
	Luminaire Overhang From Edge of Pavement (White Line)	-30 ft
LUMINAIRE DATA	Luminaire Type	LED
	I.E.S. Vertical Distribution	Medium
	BUG Rating	U = 0
	I.E.S. Lateral Distribution	Type III or IV
	Total Light Loss Factor	0.684
LAYOUT DATA	Spacing	155 ft
	Configuration	One Sided

NOTES:
1. Total light loss factor is the product of "Lumen Depreciation" (LLD) = 0.90, "Dirt Depreciation" (LDF) = 0.80, and "Equipment factors" (EF) = 0.95.

PERFORMANCE REQUIREMENTS

NOTE: These performance requirements shall be the acceptable standards of photometric performance for the luminaire, based on the given conditions listed above.

ILLUMINANCE	Average Illuminance, E_{AVE}	0.9 fc to 1.4 fc
	Uniformity Ratio, E_{AVE}/E_{MIN}	$\leq 3.0:1$
LUMINANCE	Average Luminance, L_{AVE}	0.6 cd/m ² to 0.9 cd/m ²
	Uniformity Ratio, L_{AVE}/L_{MIN}	$\leq 3.5:1$
	Uniformity Ratio, L_{MAX}/L_{MIN}	$\leq 6.0:1$
	Max. Veiling Luminance Ratio, L_v/L_{AVE}	$\leq 0.3:1$

ILLINOIS DEPARTMENT OF TRANSPORTATION
LUMINAIRE PERFORMANCE TABLE
LED Replacement for 150W HPS Underpass Luminaire

GIVEN CONDITIONS		
ROADWAY DATA	Lane Width	12 ft
	Number of Lanes (In One Direction Only)	2
	Median Width	0 ft
	I.E.S. Surface Classification	R3
	Q-Zero Value	.07
LIGHT POLE DATA	Mounting Height	16 ft
	Luminaire Overhang From Edge of Pavement (White Line)	-20 ft
LUMINAIRE DATA	Luminaire Type	LED
	I.E.S. Vertical Distribution	Medium
	BUG Rating	U = 0
	I.E.S. Lateral Distribution	Type III or IV
	Total Light Loss Factor	0.684
LAYOUT DATA	Spacing	60 ft
	Configuration	One Sided

NOTES:
1. Total light loss factor is the product of "Lumen Depreciation" (LLD) = 0.90, "Dirt Depreciation" (LDF) = 0.80, and "Equipment factors" (EF) = 0.95.

PERFORMANCE REQUIREMENTS

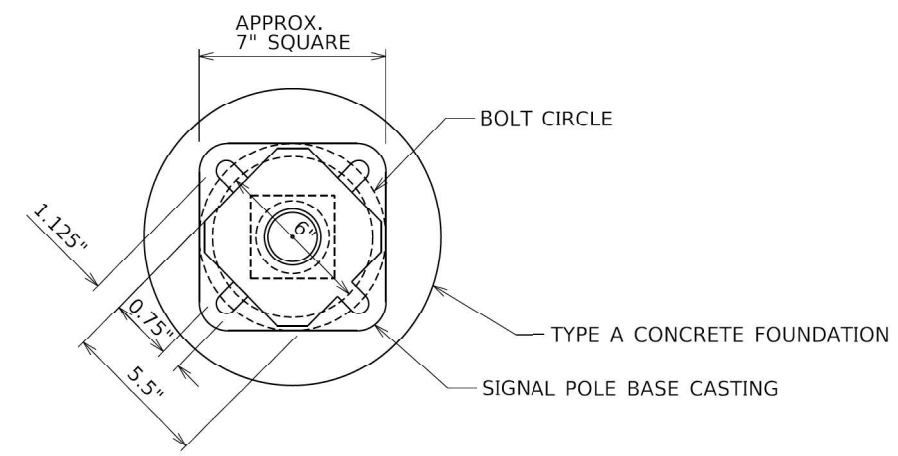
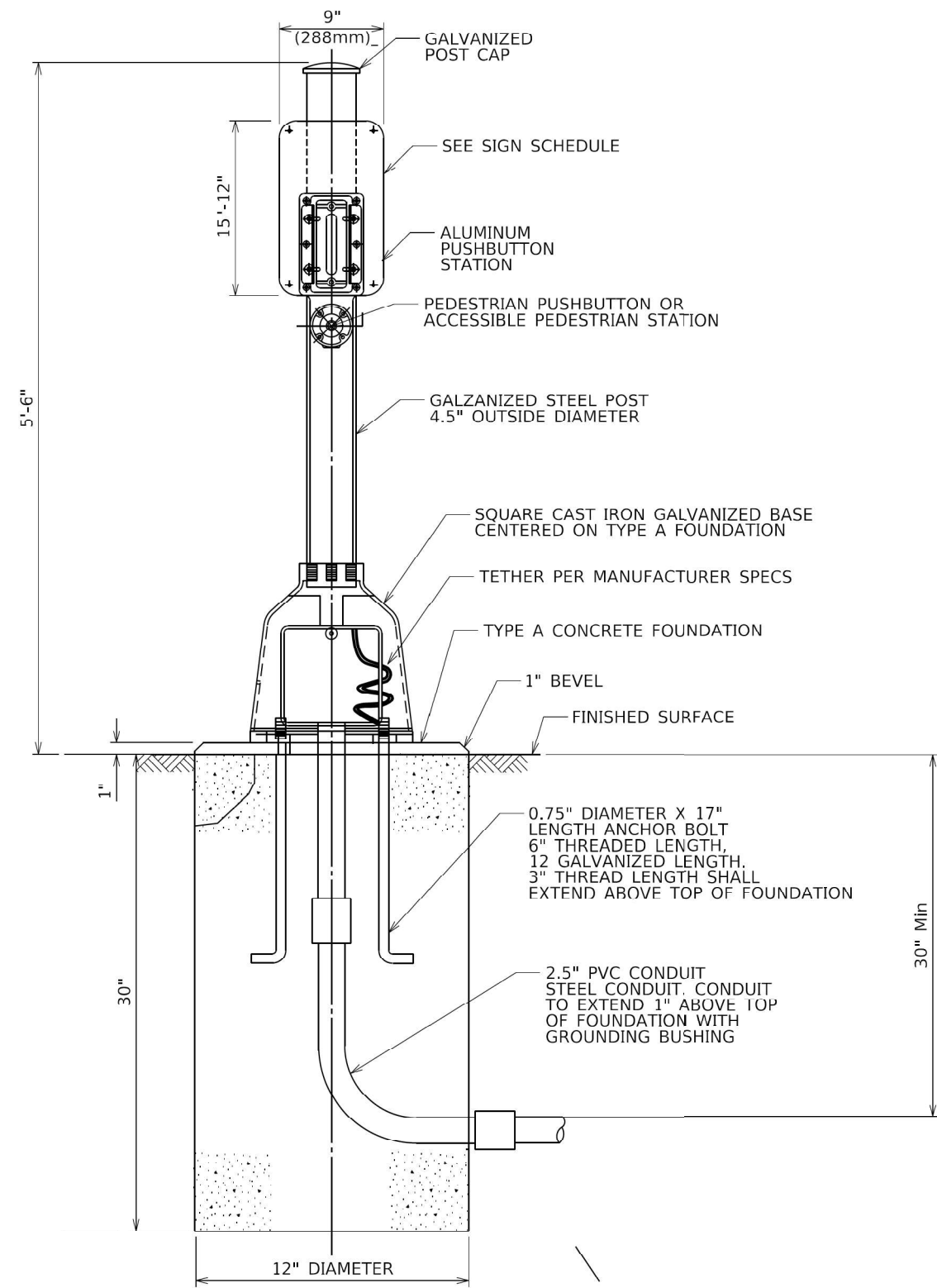
NOTE: These performance requirements shall be the acceptable standards of photometric performance for the luminaire, based on the given conditions listed above.

LUMINANCE	Average Luminance, L_{AVE}	0.6 cd/m ² to 0.9 cd/m ²
	Uniformity Ratio, L_{AVE}/L_{MIN}	$\leq 3.5:1$
	Uniformity Ratio, L_{MAX}/L_{MIN}	$\leq 6.0:1$
	Max. Veiling Luminance Ratio, L_v/L_{AVE}	$\leq 0.3:1$

STATE OF ILLINOIS
DEPARTMENT OF TRANSPORTATION

LUMINAIRE PERFORMANCE TABLE

USER NAME = Daniel.Hopkins	DESIGNED -	REVISED -	F.A. RTE.	SECTION	COUNTY	TOTAL SHEETS	SHEET NO.
PLOT SCALE = 0.16666633 / in.	DRAWN -	REVISED -	VAR.	DIST 8 LTS 2024-2	VARIOUS	8	7
PLOT DATE = 12/18/2023	CHECKED -	REVISED -	CONTRACT NO. 76T55				
DATE -	REVISD -		SCALE:	SHEET	OF	SHEETS	STA.
							TO STA.



BOLT PATTERN
PEDESTRIAN PUSH-BUTTON POST

MODEL: detail 2 (Sheet)
FILE NAME: c:\p\work\wv\detail\daniel.hopkins@illinois.gov\094866076155_Plan_Shts.dgn

USER NAME = Daniel.Hopkins	DESIGNED -	REVISED -
DRAWN -	REVISIONS -	
PLOT SCALE = 0.16666633' / in.	CHECKED -	REVISED -
PLOT DATE = 1/12/2024	DATE -	REVISED -

STATE OF ILLINOIS
DEPARTMENT OF TRANSPORTATION

TRAFFIC SIGNAL DETAILS
CONCRETE FOUNDATION, TYPE A
PEDESTRIAN PUSH-BUTTON POST

SCALE: SHEET OF SHEETS STA. TO STA.

F.A. RTE.	SECTION	COUNTY	TOTAL SHEETS	SHEET NO.
VAR.	DIST 8 LTS 2024-2	VARIOUS	8	8
			CONTRACT NO. 76T55	
ILLINOIS FED. AID PROJECT				