

# 11

**Letting April 26, 2024**

## **Notice to Bidders, Specifications and Proposal**



**Contract No. 61K41  
COOK County  
Section 19-00058-00-BT (Palos Heights)  
Route CAL-SAG TRAIL  
Project 8YBQ-608 ()  
District 1 Construction Funds**

Prepared by

Checked by

F

(Printed by authority of the State of Illinois)



- 1. TIME AND PLACE OF OPENING BIDS.** Electronic bids are to be submitted to the electronic bidding system (iCX-Integrated Contractors Exchange). All bids must be submitted to the iCX system prior to 12:00 p.m. April 26, 2024 at which time the bids will be publicly opened from the iCX SecureVault.
- 2. DESCRIPTION OF WORK.** The proposed improvement is identified and advertised for bids in the Invitation for Bids as:

**Contract No. 61K41  
COOK County  
Section 19-00058-00-BT (Palos Heights)  
Project 8YBQ-608 ()  
Route CAL-SAG TRAIL  
District 1 Construction Funds**

**Construct a concrete paver parking lot, retention basin, drainage improvements, and other work on the Cal-Sag Trail at the Lake Katherine Nature Center in Palos Heights.**

- 3. INSTRUCTIONS TO BIDDERS.** (a) This Notice, the invitation for bids, proposal and letter of award shall, together with all other documents in accordance with Article 101.09 of the Standard Specifications for Road and Bridge Construction, become part of the contract. Bidders are cautioned to read and examine carefully all documents, to make all required inspections, and to inquire or seek explanation of the same prior to submission of a bid.  
  
(b) State law, and, if the work is to be paid wholly or in part with Federal-aid funds, Federal law requires the bidder to make various certifications as a part of the proposal and contract. By execution and submission of the proposal, the bidder makes the certification contained therein. A false or fraudulent certification shall, in addition to all other remedies provided by law, be a breach of contract and may result in termination of the contract.
- 4. AWARD CRITERIA AND REJECTION OF BIDS.** This contract will be awarded to the lowest responsive and responsible bidder considering conformity with the terms and conditions established by the Department in the rules, Invitation for Bids and contract documents. The issuance of plans and proposal forms for bidding based upon a prequalification rating shall not be the sole determinant of responsibility. The Department reserves the right to determine responsibility at the time of award, to reject any or all proposals, to re-advertise the proposed improvement, and to waive technicalities.

By Order of the  
Illinois Department of Transportation

Omer Osman,  
Secretary

**CONTRACT 61K41**

**INDEX  
FOR  
SUPPLEMENTAL SPECIFICATIONS  
AND RECURRING SPECIAL PROVISIONS**

Adopted January 1, 2024

This index contains a listing of SUPPLEMENTAL SPECIFICATIONS, frequently used RECURRING SPECIAL PROVISIONS, and LOCAL ROADS AND STREETS RECURRING SPECIAL PROVISIONS.

ERRATA Standard Specifications for Road and Bridge Construction (Adopted 1-1-22) (Revised 1-1-24)

SUPPLEMENTAL SPECIFICATIONS

<u>Std. Spec. Sec.</u>		<u>Page No.</u>
202	Earth and Rock Excavation .....	1
204	Borrow and Furnished Excavation .....	2
207	Porous Granular Embankment .....	3
211	Topsoil and Compost .....	4
407	Hot-Mix Asphalt Pavement (Full-Depth) .....	5
420	Portland Cement Concrete Pavement .....	6
502	Excavation for Structures .....	7
509	Metal Railings .....	8
540	Box Culverts .....	9
542	Pipe Culverts .....	29
586	Granular Backfill for Structures .....	34
630	Steel Plate Beam Guardrail .....	35
644	High Tension Cable Median Barrier .....	36
665	Woven Wire Fence .....	37
782	Reflectors .....	38
801	Electrical Requirements .....	40
821	Roadway Luminaires .....	43
1003	Fine Aggregates .....	44
1004	Coarse Aggregates .....	45
1010	Finely Divided Minerals .....	46
1020	Portland Cement Concrete .....	47
1030	Hot-Mix Asphalt .....	48
1061	Waterproofing Membrane System .....	49
1067	Luminaire .....	50
1097	Reflectors .....	57

RECURRING SPECIAL PROVISIONS

The following RECURRING SPECIAL PROVISIONS indicated by an "X" are applicable to this contract and are included by reference:

<u>CHECK SHEET #</u>		<u>PAGE NO.</u>
1	<input checked="" type="checkbox"/> Additional State Requirements for Federal-Aid Construction Contracts .....	59
2	<input checked="" type="checkbox"/> Subletting of Contracts (Federal-Aid Contracts) .....	62
3	<input checked="" type="checkbox"/> EEO .....	63
4	<input type="checkbox"/> Specific EEO Responsibilities Non Federal-Aid Contracts .....	73
5	<input type="checkbox"/> Required Provisions - State Contracts .....	78
6	<input type="checkbox"/> Asbestos Bearing Pad Removal .....	84
7	<input type="checkbox"/> Asbestos Waterproofing Membrane and Asbestos HMA Surface Removal .....	85
8	<input type="checkbox"/> Temporary Stream Crossings and In-Stream Work Pads .....	86
9	<input checked="" type="checkbox"/> Construction Layout Stakes .....	87
10	<input type="checkbox"/> Use of Geotextile Fabric for Railroad Crossing .....	90
11	<input type="checkbox"/> Subsealing of Concrete Pavements .....	92
12	<input type="checkbox"/> Hot-Mix Asphalt Surface Correction .....	96
13	<input type="checkbox"/> Pavement and Shoulder Resurfacing .....	98
14	<input type="checkbox"/> Patching with Hot-Mix Asphalt Overlay Removal .....	99
15	<input type="checkbox"/> Polymer Concrete .....	101
16	<b>Reserved</b> .....	103
17	<input type="checkbox"/> Bicycle Racks .....	104
18	<input type="checkbox"/> Temporary Portable Bridge Traffic Signals .....	106
19	<input type="checkbox"/> Nighttime Inspection of Roadway Lighting .....	108
20	<input type="checkbox"/> English Substitution of Metric Bolts .....	109
21	<input type="checkbox"/> Calcium Chloride Accelerator for Portland Cement Concrete .....	110
22	<input type="checkbox"/> Quality Control of Concrete Mixtures at the Plant .....	111
23	<input checked="" type="checkbox"/> Quality Control/Quality Assurance of Concrete Mixtures .....	119
24	<b>Reserved</b> .....	135
25	<b>Reserved</b> .....	136
26	<input type="checkbox"/> Temporary Raised Pavement Markers .....	137
27	<input type="checkbox"/> Restoring Bridge Approach Pavements Using High-Density Foam .....	138
28	<input type="checkbox"/> Portland Cement Concrete Inlay or Overlay .....	141
29	<input type="checkbox"/> Portland Cement Concrete Partial Depth Hot-Mix Asphalt Patching .....	145
30	<input type="checkbox"/> Longitudinal Joint and Crack Patching .....	148
31	<input type="checkbox"/> Concrete Mix Design – Department Provided .....	150
32	<input type="checkbox"/> Station Numbers in Pavements or Overlays .....	151

LOCAL ROADS AND STREETS RECURRING SPECIAL PROVISIONS

Table of Contents

<u>CHECK SHEET #</u>		<u>PAGE NO.</u>
LRS 1	<b>Reserved</b> .....	153
LRS 2	<input type="checkbox"/> Furnished Excavation .....	154
LRS 3	<input checked="" type="checkbox"/> Work Zone Traffic Control Surveillance .....	155
LRS 4	<input type="checkbox"/> Flaggers in Work Zones .....	156
LRS 5	<input type="checkbox"/> Contract Claims .....	157
LRS 6	<input type="checkbox"/> Bidding Requirements and Conditions for Contract Proposals .....	158
LRS 7	<input type="checkbox"/> Bidding Requirements and Conditions for Material Proposals .....	164
LRS 8	<b>Reserved</b> .....	170
LRS 9	<input type="checkbox"/> Bituminous Surface Treatments .....	171
LRS 10	<b>Reserved</b> .....	175
LRS 11	<input type="checkbox"/> Employment Practices .....	176
LRS 12	<input type="checkbox"/> Wages of Employees on Public Works .....	178
LRS 13	<input type="checkbox"/> Selection of Labor .....	180
LRS 14	<input checked="" type="checkbox"/> Paving Brick and Concrete Paver Pavements and Sidewalks .....	181
LRS 15	<input type="checkbox"/> Partial Payments .....	184
LRS 16	<input type="checkbox"/> Protests on Local Lettings .....	185
LRS 17	<input type="checkbox"/> Substance Abuse Prevention Program .....	186
LRS 18	<input type="checkbox"/> Multigrade Cold Mix Asphalt .....	187
LRS 19	<input type="checkbox"/> Reflective Crack Control Treatment .....	188

**INDEX OF SPECIAL PROVISIONS**

LOCATION OF PROJECT ..... 1  
PROJECT DESCRIPTION..... 1  
COMPLETION DATE PLUS WORKING DAYS (D-1)..... 2  
CONSTRUCTION WORK PERIODS ..... 2  
CONSTRUCTION RECORD DRAWINGS..... 2  
STATUS OF UTILITIES (D-1)..... 3  
FRICTION AGGREGATE (D-1)..... 6  
HOT-MIX ASPHALT – MIXTURE DESIGN VERIFICATION AND PRODUCTION (D-1)... 10  
HOT-MIX ASPHALT BINDER AND SURFACE COURSE (D-1)..... 12  
MAINTENANCE OF ROADWAYS (D-1) ..... 18  
PUBLIC CONVENIENCE AND SAFETY (D-1) ..... 19  
TRAFFIC CONTROL AND PROTECTION (ARTERIALS) (D1)..... 20  
CHANGEABLE MESSAGE SIGN ..... 21  
PERENNIAL PLANTS, WETLAND EMERGENT ..... 22  
REMOVE AND REINSTALL PARKING BLOCKS..... 26  
WASHOUT BASIN ..... 27  
BIAXIAL GEOGRID..... 28  
CONCRETE PAVER PAVEMENT ..... 29  
DEWATERING ..... 32  
EROSION CONTROL BLANKET (SPECIAL) (WILDLIFE SAFE)..... 35  
ENGINEERED SOIL FURNISH AND PLACE (SPECIAL) ..... 37  
AGGREGATE BASE COURSE, TYPE CA-7 ..... 38  
CLEANOUTS..... 39  
TEMPORARY CHAIN LINK FENCE..... 40  
WEATHERING STEEL PLATE BEAM GUARDRAIL SPECIAL ..... 41  
CONCRETE RIBBON ..... 42  
STABILIZED CONSTRUCTION ENTRANCE..... 43  
DUST CONTROL WATERING ..... 44  
AVAILABLE REPORTS ..... 45  
LR 107-4.....46  
LR 1030-2.....47  
SWPPP..... 49  
IEPA LPC-663.....57  
MWRDGC PERMIT.....59

## BDE SPECIAL PROVISIONS

The following special provisions indicated by an "X" are applicable to this contract. An \* indicates a new or revised special provision for the letting.

<u>File Name</u>	<u>Pg.</u>	<u>Special Provision Title</u>	<u>Effective</u>	<u>Revised</u>
80099		<input type="checkbox"/> Accessible Pedestrian Signals (APS)	April 1, 2003	Jan. 1, 2022
80274	76	<input checked="" type="checkbox"/> Aggregate Subgrade Improvement	April 1, 2012	April 1, 2022
80192		<input type="checkbox"/> Automated Flagger Assistance Device	Jan. 1, 2008	April 1, 2023
80173		<input type="checkbox"/> Bituminous Materials Cost Adjustments	Nov. 2, 2006	Aug. 1, 2017
80426		<input type="checkbox"/> Bituminous Surface Treatment with Fog Seal	Jan. 1, 2020	Jan. 1, 2022
80241		<input type="checkbox"/> Bridge Demolition Debris	July 1, 2009	
50531		<input type="checkbox"/> Building Removal	Sept. 1, 1990	Aug. 1, 2022
50261		<input type="checkbox"/> Building Removal with Asbestos Abatement	Sept. 1, 1990	Aug. 1, 2022
80449	79	<input checked="" type="checkbox"/> Cement, Type II	Aug. 1, 2023	
80384	80	<input checked="" type="checkbox"/> Compensable Delay Costs	June 2, 2017	April 1, 2019
80198		<input type="checkbox"/> Completion Date (via calendar days)	April 1, 2008	
80199		<input type="checkbox"/> Completion Date (via calendar days) Plus Working Days	April 1, 2008	
80453		<input type="checkbox"/> Concrete Sealer	Nov. 1, 2023	
80261	84	<input checked="" type="checkbox"/> Construction Air Quality – Diesel Retrofit	June 1, 2010	Nov. 1, 2014
80434		<input type="checkbox"/> Corrugated Plastic Pipe (Culvert and Storm Sewer)	Jan. 1, 2021	
80029	87	<input checked="" type="checkbox"/> Disadvantaged Business Enterprise Participation	Sept. 1, 2000	Mar. 2, 2019
80229		<input type="checkbox"/> Fuel Cost Adjustment	April 1, 2009	Aug. 1, 2017
80452		<input type="checkbox"/> Full Lane Sealant Waterproofing System	Nov. 1, 2023	
80447		<input type="checkbox"/> Grading and Shaping Ditches	Jan 1, 2023	
80433		<input type="checkbox"/> Green Preformed Thermoplastic Pavement Markings	Jan. 1, 2021	Jan. 1, 2022
80443		<input type="checkbox"/> High Tension Cable Median Barrier Removal	April 1, 2022	
80456	97	<input checked="" type="checkbox"/> Hot-Mix Asphalt	Jan. 1, 2024	
80446		<input type="checkbox"/> Hot-Mix Asphalt – Longitudinal Joint Sealant	Nov. 1, 2022	Aug. 1, 2023
* 80438		<input type="checkbox"/> Illinois Works Apprenticeship Initiative – State Funded Contracts	June 2, 2021	April 2, 2024
80045		<input type="checkbox"/> Material Transfer Device	June 15, 1999	Jan. 1, 2022
80450		<input type="checkbox"/> Mechanically Stabilized Earth Retaining Walls	Aug. 1, 2023	
80441	98	<input checked="" type="checkbox"/> Performance Graded Asphalt Binder	Jan 1, 2023	
80451	103	<input checked="" type="checkbox"/> Portland Cement Concrete	Aug. 1, 2023	
34261		<input type="checkbox"/> Railroad Protective Liability Insurance	Dec. 1, 1986	Jan. 1, 2022
* 80455	104	<input checked="" type="checkbox"/> Removal and Disposal of Regulated Substances	Jan. 1, 2024	April 1, 2024
80445	106	<input checked="" type="checkbox"/> Seeding	Nov. 1, 2022	
* 80457		<input type="checkbox"/> Short Term and Temporary Pavement Markings	April 1, 2024	
80448	112	<input checked="" type="checkbox"/> Source of Supply and Quality Requirements	Jan. 2, 2023	
80340		<input type="checkbox"/> Speed Display Trailer	April 2, 2014	Jan. 1, 2022
80127		<input type="checkbox"/> Steel Cost Adjustment	April 2, 2014	Jan. 1, 2022
80397	113	<input checked="" type="checkbox"/> Subcontractor and DBE Payment Reporting	April 2, 2018	
80391	114	<input checked="" type="checkbox"/> Subcontractor Mobilization Payments	Nov. 2, 2017	April 1, 2019
80437	115	<input checked="" type="checkbox"/> Submission of Payroll Records	April 1, 2021	Nov. 2, 2023
80435		<input type="checkbox"/> Surface Testing of Pavements – IRI	Jan. 1, 2021	Jan. 1, 2023
80410		<input type="checkbox"/> Traffic Spotters	Jan. 1, 2019	
20338		<input type="checkbox"/> Training Special Provisions	Oct. 15, 1975	Sept. 2, 2021
80429		<input type="checkbox"/> Ultra-Thin Bonded Wearing Course	April 1, 2020	Jan. 1, 2022
80439	117	<input checked="" type="checkbox"/> Vehicle and Equipment Warning Lights	Nov. 1, 2021	Nov. 1, 2022
80302	118	<input checked="" type="checkbox"/> Weekly DBE Trucking Reports	June 2, 2012	Nov. 1, 2021
80454		<input type="checkbox"/> Wood Sign Support	Nov. 1, 2023	
80427	119	<input checked="" type="checkbox"/> Work Zone Traffic Control Devices	Mar. 2, 2020	
80071		<input type="checkbox"/> Working Days	Jan. 1, 2002	

**STATE OF ILLINOIS**  
**SPECIAL PROVISIONS**

The following Special Provisions supplement the "Standard Specifications for Road and Bridge Construction", adopted January 1, 2022 (hereinafter referred to as the "Standard Specifications"); the latest edition of the "Illinois Manual on Uniform Traffic Control Devices for Streets and Highways" and the "Manual of Test Procedure of Materials" in effect on the date of invitation for bids; and the "Supplemental Specifications and Recurring Special Provisions", indicated on the Check Sheet included herein which apply to and govern the construction of: Cal Sag Trail Link and Trailhead Parking Lot Improvement, Section No. 19-00058-00-BT, Job No. C-91-009-20, Contract No 61K41, in the City of Palos Heights, Cook County, Illinois and in case of conflict with any part or parts of said specifications, said special provisions shall take precedent and shall govern.

**LOCATION OF PROJECT**

This improvement is located at the Lake Katherine Nature Center. The net and gross length is 800 feet (0.15 miles). The project is located within the City of Palos Heights, Cook County, Illinois.

**PROJECT DESCRIPTION**

This project consists of the construction of a concrete paver parking lot, retention basin, drainage improvements, HMA parking lot removal and replacement, and all incidental and collateral work necessary to complete the project shown on the plans and described in the special provisions herein.



**COMPLETION DATE PLUS WORKING DAYS (D-1)**

Effective: September 30, 1985

Revised: January 1, 2007

Revise Article 108.05 (b) of the Standard Specifications as follows:

"When a completion date plus working days is specified, the Contractor shall complete all contract items and safely open all roadways to traffic by 11:59 PM on **September 20, 2024**, except as specified herein.

The Contractor will be allowed to complete all clean-up work and punch list items within **10** working days after the completion date for opening the roadway to traffic. Under extenuating circumstances, the Engineer may direct that certain items of work, not affecting the safe opening of the roadway to traffic, may be completed within the working days allowed for cleanup work and punch list items. Temporary lane closures for this work may be allowed at the discretion of the Engineer.

Article 108.09 or the Special Provision for "Failure to Complete the Work on Time", if included in this contract, shall apply to both the completion date and the number of working days.

**CONSTRUCTION WORK PERIODS**

No work will be permitted on Saturday, Sunday, legal holidays, or weekdays between 7:00 p.m. and 7:00 a.m. In addition, no work will be permitted on Fridays after 3:30 p.m.

**CONSTRUCTION RECORD DRAWINGS**

Upon the completion of the Project, the Contractor will provide the City with a full-sized copy of "As-Built" drawings for the Project. The drawings will be affixed with the "As-Built" printed mark and must be signed by both the Engineer and the Contractor.

This work will not be paid for separately but shall be included in the Contract.

**STATUS OF UTILITIES (D-1)**

Effective: June 1, 2016

Revised: January 1, 2020

Utility companies and/or municipal owners located within the construction limits of this project have provided the following information regarding their facilities and the proposed improvements. The tables below contain a description of specific conflicts to be resolved and/or facilities which will require some action on the part of the Department's contractor to proceed with work. Each table entry includes an identification of the action necessary and, if applicable, the estimated duration required for the resolution.

**UTILITIES TO BE ADJUSTED**

Conflicts noted below have been identified by following the suggested staging plan included in the contract. The company has been notified of all conflicts and will be required to obtain the necessary permits to complete their work; in some instances, resolution will be a function of the construction staging. The responsible agency must relocate, or complete new installations as noted below; this work has been deemed necessary to be complete for the Department's contractor to then work in the stage under which the item has been listed.

**Pre-Stage:** None

**Stage 1:** None

The following contact information is what was used during the preparation of the plans as provided by the Agency/Company responsible for resolution of the conflict.

<b>Agency/Company Responsible to Resolve Conflict</b>	<b>Name of contact</b>	<b>Phone</b>	<b>E-mail address</b>
Astound	Paul Flinkow	(630) 803-9660	<a href="mailto:paul.flinkow@astound.com">paul.flinkow@astound.com</a> <a href="mailto:Paul.Flinkow@wowinc.com">Paul.Flinkow@wowinc.com</a>
AT&T (Distribution)	Bobby Akhter	n/a	<a href="mailto:ba3817@att.com">ba3817@att.com</a>
AT&T (TCG) Teleport Communications	Tim Lapointe	(713) 830-7437	<a href="mailto:tl0695@att.com">tl0695@att.com</a>
Charter Communications	Alan Zarecki	(833) 949-0036	<a href="mailto:Alan.Zarecki@charter.com">Alan.Zarecki@charter.com</a>

Commonwealth Edison	Lisa Argast	(630) 576-7094	<a href="mailto:PlanSubmittalsandMapRequests@exeloncorp.com">PlanSubmittalsandMapRequests@exeloncorp.com</a> <a href="mailto:Lisa.argast@comed.com">Lisa.argast@comed.com</a>
MCI – Verizon Business	Investigations – Team	(800) 492-3100	<a href="mailto:investigations@verizon.com">investigations@verizon.com</a>
Nicor Gas	Charles “Chip” Parrott	(630) 388-2903	<a href="mailto:gasmaps@southernco.com">gasmaps@southernco.com</a>
Vero Fiber Networks	Elliott Woods	(847) 592-5785	<a href="mailto:ewoods@veronetworks.com">ewoods@veronetworks.com</a>

**UTILITIES TO BE WATCHED AND PROTECTED**

The areas of concern noted below have been identified by following the suggested staging plan included for the contract. The information provided is not a comprehensive list of all remaining utilities, but those which during coordination were identified as ones which might require the Department’s contractor to take into consideration when making the determination of the means and methods that would be required to construct the proposed improvement. In some instances, the contractor will be responsible to notify the owner in advance of the work to take place so necessary staffing on the owner’s part can be secured.

**Pre-Stage**

None

**Stage 1**

None

No facilities requiring extra consideration.

The following contact information is what was used during the preparation of the plans as provided by the owner of the facility.

<b>Agency/Company Responsible to Resolve Conflict</b>	<b>Name of contact</b>	<b>Phone</b>	<b>E-mail address</b>
Astound	Paul Flinkow	(630) 803-9660	<a href="mailto:paul.flinkow@astound.com">paul.flinkow@astound.com</a> <a href="mailto:Paul.Flinkow@wowinc.com">Paul.Flinkow@wowinc.com</a>
AT&T (Distribution)	Bobby Akhter	n/a	<a href="mailto:ba3817@att.com">ba3817@att.com</a>

City of Palos Heights  
 Cal Sag Trail Link and Trailhead Parking Lot Improvement  
 Section No. 19-00058-00-BT  
 Cook County

AT&T (TCG) Teleport Communications	Tim Lapointe	(713) 830-7437	<a href="mailto:tl0695@att.com">tl0695@att.com</a>
Charter Communications	Alan Zarecki	(833) 949-0036	<a href="mailto:Alan.Zarecki@charter.com">Alan.Zarecki@charter.com</a>
Commonwealth Edison	Lisa Argast	(630) 576-7094	<a href="mailto:PlanSubmittalsandMapRequests@exeloncorp.com">PlanSubmittalsandMapRequests@exeloncorp.com</a> <a href="mailto:Lisa.argast@comed.com">Lisa.argast@comed.com</a>
MCI – Verizon Business	Investigations – Team	(800) 492-3100	<a href="mailto:investigations@verizon.com">investigations@verizon.com</a>
Nicor Gas	Charles “Chip” Parrott	(630) 388-2903	<a href="mailto:gasmaps@southernco.com">gasmaps@southernco.com</a>
Vero Fiber Networks	Elliott Woods	(847) 592-5785	<a href="mailto:ewoods@veronetworks.com">ewoods@veronetworks.com</a>

The above represents the best information available to the Department and is included for the convenience of the bidder. The days required for conflict resolution should be considered in the bid as this information has also been factored into the timeline identified for the project when setting the completion date. The applicable portions of the Standard Specifications for Road and Bridge Construction shall apply.

Estimated duration of time provided above for the first conflicts identified will begin on the date of the executed contract regardless of the status of the utility relocations. The responsible agencies will be working toward resolving subsequent conflicts in conjunction with contractor activities in the number of days noted.

The estimated relocation duration must be part of the progress schedule submitted by the contractor. A utility kickoff meeting will be scheduled between the Department, the Department’s contractor and the utility companies when necessary. The Department’s contractor is responsible for contacting J.U.L.I.E. prior to all excavation work.

**FRICITION AGGREGATE (D-1)**

Effective: January 1, 2011  
 Revised: December 1, 2021

**Revise Article 1004.03(a) of the Standard Specifications to read:**

**“1004.03 Coarse Aggregate for Hot-Mix Asphalt (HMA).** The aggregate shall be according to Article 1004.01 and the following.

(a) Description. The coarse aggregate for HMA shall be according to the following table.

Use	Mixture	Aggregates Allowed
Class A	Seal or Cover	<u>Allowed Alone or in Combination</u> <sup>5/</sup> : Gravel Crushed Gravel Carbonate Crushed Stone Crystalline Crushed Stone Crushed Sandstone Crushed Slag (ACBF) Crushed Steel Slag Crushed Concrete
HMA Low ESAL	Stabilized Subbase or Shoulders	<u>Allowed Alone or in Combination</u> <sup>5/</sup> : Gravel Crushed Gravel Carbonate Crushed Stone Crystalline Crushed Stone Crushed Sandstone Crushed Slag (ACBF) Crushed Steel Slag <sup>1/</sup> Crushed Concrete

City of Palos Heights  
 Cal Sag Trail Link and Trailhead Parking Lot Improvement  
 Section No. 19-00058-00-BT  
 Cook County

Use	Mixture	Aggregates Allowed	
HMA High ESAL Low ESAL	Binder IL-19.0 or IL-19.0L  SMA Binder	<u>Allowed Alone or in Combination</u> <sup>5/6/</sup> : Crushed Gravel Carbonate Crushed Stone <sup>2/</sup> Crystalline Crushed Stone Crushed Sandstone Crushed Slag (ACBF) Crushed Concrete <sup>3/</sup>	
HMA High ESAL Low ESAL	C Surface and Binder IL-9.5 IL-9.5FG or IL-9.5L	<u>Allowed Alone or in Combination</u> <sup>5/</sup> : Crushed Gravel Carbonate Crushed Stone <sup>2/</sup> Crystalline Crushed Stone Crushed Sandstone Crushed Slag (ACBF) Crushed Steel Slag <sup>4/</sup> Crushed Concrete <sup>3/</sup>	
HMA High ESAL	D Surface and Binder IL-9.5 or IL-9.5FG	<u>Allowed Alone or in Combination</u> <sup>5/</sup> : Crushed Gravel Carbonate Crushed Stone (other than Limestone) <sup>2/</sup> Crystalline Crushed Stone Crushed Sandstone Crushed Slag (ACBF) Crushed Steel Slag <sup>4/</sup>	
		<u>Other Combinations Allowed:</u>	
		<i>Up to...</i>	<i>With...</i>
		25% Limestone	Dolomite
		50% Limestone	Any Mixture D aggregate other than Dolomite
75% Limestone	Crushed Slag (ACBF) or Crushed Sandstone		

City of Palos Heights  
 Cal Sag Trail Link and Trailhead Parking Lot Improvement  
 Section No. 19-00058-00-BT  
 Cook County

Use	Mixture	Aggregates Allowed		
HMA High ESAL	E Surface IL-9.5  SMA Ndesign 80 Surface	<u>Allowed Alone or in Combination</u> <sup>5/6/</sup> :  Crushed Gravel Crystalline Crushed Stone Crushed Sandstone Crushed Slag (ACBF) Crushed Steel Slag  No Limestone.		
		<u>Other Combinations Allowed:</u>  <table border="1" style="width: 100%; border-collapse: collapse;"> <tr> <td style="width: 50%;"><i>Up to...</i></td> <td style="width: 50%;"><i>With...</i></td> </tr> </table>	<i>Up to...</i>	<i>With...</i>
		<i>Up to...</i>	<i>With...</i>	
		50% Dolomite <sup>2/</sup>	Any Mixture E aggregate	
		75% Dolomite <sup>2/</sup>	Crushed Sandstone, Crushed Slag (ACBF), Crushed Steel Slag, or Crystalline Crushed Stone	
75% Crushed Gravel <sup>2/</sup>	Crushed Sandstone, Crystalline Crushed Stone, Crushed Slag (ACBF), or Crushed Steel Slag			
HMA High ESAL	F Surface IL-9.5  SMA Ndesign 80 Surface	<u>Allowed Alone or in Combination</u> <sup>5/6/</sup> :  Crystalline Crushed Stone Crushed Sandstone Crushed Slag (ACBF) Crushed Steel Slag No Limestone.		
		<u>Other Combinations Allowed:</u>  <table border="1" style="width: 100%; border-collapse: collapse;"> <tr> <td style="width: 50%;"><i>Up to...</i></td> <td style="width: 50%;"><i>With...</i></td> </tr> </table>	<i>Up to...</i>	<i>With...</i>
<i>Up to...</i>	<i>With...</i>			

City of Palos Heights  
 Cal Sag Trail Link and Trailhead Parking Lot Improvement  
 Section No. 19-00058-00-BT  
 Cook County

Use	Mixture	Aggregates Allowed	
		50% Crushed Gravel <sup>2/</sup> or Dolomite <sup>2/</sup>	Crushed Sandstone, Crushed Slag (ACBF), Crushed Steel Slag, or Crystalline Crushed Stone

- 1/ Crushed steel slag allowed in shoulder surface only.
- 2/ Carbonate crushed stone (limestone) and/or crushed gravel shall not be used in SMA Ndesign 80.
- 3/ Crushed concrete will not be permitted in SMA mixes.
- 4/ Crushed steel slag shall not be used as binder.
- 5/ When combinations of aggregates are used, the blend percent measurements shall be by volume.”
- 6/ Combining different types of aggregate will not be permitted in SMA Ndesign 80.”



**HOT-MIX ASPHALT – MIXTURE DESIGN VERIFICATION AND PRODUCTION (D-1)**

Effective: January 1, 2019

Revised: December 1, 2021

Add to Article 1030.05 (d)(3) of the Standard Specifications to read:

“During mixture design, prepared samples shall be submitted to the District laboratory by the Contractor for verification testing. The required testing, and number and size of prepared samples submitted, shall be according to the following tables.

High ESAL – Required Samples for Verification Testing	
Mixture	Hamburg Wheel and I-FIT Testing <sup>1/2/</sup>
Binder	total of 3 - 160 mm tall bricks
Surface	total of 4 - 160 mm tall bricks

Low ESAL – Required Samples for Verification Testing	
Mixture	I-FIT Testing <sup>1/2/</sup>
Binder	1 - 160 mm tall brick
Surface	2 - 160 mm tall bricks

- 1/ The compacted gyratory bricks for Hamburg wheel and I-FIT testing shall be 7.5 ± 0.5 percent air voids.
- 2/ If the Contractor does not possess the equipment to prepare the 160 mm tall brick(s), twice as many 115 mm tall compacted gyratory bricks will be acceptable.

Revise the fourth paragraph of Article 1030.10 of the Standard Specifications to read:

“When a test strip is not required, each HMA mixture shall still be sampled on the first day of production: I-FIT and Hamburg wheel testing for High ESAL; I-FIT testing for Low ESAL. Within two working days after sampling the mixture, the Contractor shall deliver gyratory cylinders to the District laboratory for Department verification testing. The High ESAL mixture test results shall meet the requirements of Articles 1030.05(d)(3) and 1030.05(d)(4). The Low ESAL mixture test results shall meet the requirements of Article 1030.05(d)(4). The required number and size of prepared samples submitted for the Hamburg wheel and I-FIT testing shall be according to the “High ESAL - Required Samples for Verification Testing” table in Article 1030.05(d)(3) above.”

Add the following to the end of Article 1030.10 of the Standard Specifications to read:

“Mixture sampled during first day of production shall include approximately 60 lb (27 kg) of additional material for the Department to conduct Hamburg wheel testing and approximately 80 lb (36 kg) of additional material for the Department to conduct I-FIT testing. Within two working days after sampling, the Contractor shall deliver prepared samples to the District laboratory for verification testing. The required number and size of prepared samples submitted for the Hamburg wheel and I-FIT testing shall be according to the “High ESAL - Required Samples for Verification Testing” table in Article 1030.05(d)(3) above.”

**HOT-MIX ASPHALT BINDER AND SURFACE COURSE (D-1)**

Effective: November 1, 2019

Revised: December 1, 2021

Revise Article 1004.03(c) to read:

“(c) Gradation. The coarse aggregate gradations shall be as listed in the following table.

Use	Size/Application	Gradation No.
Class A-1, A-2, & A-3	3/8 in. (10 mm) Seal	CA 16 or CA 20
Class A-1	1/2 in. (13 mm) Seal	CA 15
Class A-2 & A-3	Cover Coat	CA 14
HMA High ESAL	IL-19.0; Stabilized Subbase IL-19.0	CA 11 <sup>1/</sup>
	SMA 12.5 <sup>2/</sup>	CA 13 <sup>4/</sup> , CA 14, or CA 16
	SMA 9.5 <sup>2/</sup>	CA 13 <sup>3/4/</sup> or CA 16 <sup>3/</sup>
	IL-9.5	CA 16, CM 13 <sup>4/</sup>
	IL-9.5FG	CA 16
HMA Low ESAL	IL-19.0L	CA 11 <sup>1/</sup>
	IL-9.5L	CA 16

1/ CA 16 or CA 13 may be blended with the CA 11.

2/ The coarse aggregates used shall be capable of being combined with the fine aggregates and mineral filler to meet the approved mix design and the mix requirements noted herein.

3/ The specified coarse aggregate gradations may be blended.

4/ CA 13 shall be 100 percent passing the 1/2 in. (12.5mm) sieve.”

Revise Article 1004.03(e) of the Supplemental Specifications to read:

“(e) Absorption. For SMA the coarse aggregate shall also have water absorption ≤ 2.0 percent.”

Revise the “High ESAL” portion of the table in Article 1030.01 to read:

“High ESAL	Binder Courses	IL-19.0, IL-9.5, IL-9.5FG, IL-4.75, SMA 12.5, Stabilized Subbase IL-19.0
	Surface Courses	IL-9.5, IL-9.5FG, SMA 12.5, SMA 9.5”

Revise Note 2. and add Note 6 to Article 1030.02 of the Standard Specifications to read:

“Item	Article/Section
(g) Performance Graded Asphalt Binder (Note 6)	1032
(h) Fibers (Note 2)	

Note 2. A stabilizing additive such as cellulose or mineral fiber shall be added to the SMA mixture according to Illinois Modified AASHTO M 325. The stabilizing additive shall meet the Fiber Quality Requirements listed in Illinois Modified AASHTO M 325. Prior to approval and use of fibers, the Contractor shall submit a notarized certification by the producer of these materials stating they meet these requirements. Reclaimed Asphalt Shingles (RAS) may be used in Stone Matrix Asphalt (SMA) mixtures designed with an SBA polymer modifier as a fiber additive if the mix design with RAS included meets AASHTO T305 requirements. The RAS shall be from a certified source that produces either Type I or Type 2. Material shall meet requirements noted herein and the actual dosage rate will be determined by the Engineer.

Note 6. The asphalt binder shall be an SBS PG 76-28 when the SMA is used on a full-depth asphalt pavement and SBS PG 76-22 when used as an overlay, except where modified herein. The asphalt binder shall be a SBS PG 76-22 for IL-4.75, except where modified herein..”

City of Palos Heights  
 Cal Sag Trail Link and Trailhead Parking Lot Improvement  
 Section No. 19-00058-00-BT  
 Cook County

Revise table in Article 1030.05(a) of the Standard Specifications to read:

"MIXTURE COMPOSITION (% PASSING) <sup>1/</sup>												
Sieve Size	IL-19.0 mm		SMA 12.5		SMA 9.5		IL-9.5mm		IL-9.5FG		IL-4.75 mm	
	min	max	min	max	min	max	min	max	min	max	min	max
1 1/2 in. (37.5 mm)												
1 in. (25 mm)		100										
3/4 in. (19 mm)	90	100		100								
1/2 in. (12.5 mm)	75	89	80	100		100		100		100		100
3/8 in. (9.5 mm)				65	90	100	90	100	90	100		100
#4 (4.75 mm)	40	60	20	30	36	50	34	69	60	75 <sup>6/</sup>	90	100
#8 (2.36 mm)	20	42	16	24 <sup>4/</sup>	16	32 <sup>4/</sup>	34 <sup>5/</sup>	52 <sup>2/</sup>	45	60 <sup>6/</sup>	70	90
#16 (1.18 mm)	15	30					10	32	25	40	50	65
#30 (600 μm)			12	16	12	18			15	30		
#50 (300 μm)	6	15					4	15	8	15	15	30
#100 (150 μm)	4	9					3	10	6	10	10	18
#200 (75 μm)	3.0	6.0	7.0	9.0 <sup>3/</sup>	7.5	9.5 <sup>3/</sup>	4.0	6.0	4.0	6.5	7.0	9.0 <sup>3/</sup>
#635 (20 μm)			≤ 3.0		≤ 3.0							
Ratio Dust/Asphalt Binder		1.0		1.5		1.5		1.0		1.0		1.0

1/ Based on percent of total aggregate weight.

- 2/ The mixture composition shall not exceed 44 percent passing the #8 (2.36 mm) sieve for surface courses with Ndesign = 90.
- 3/ Additional minus No. 200 (0.075 mm) material required by the mix design shall be mineral filler, unless otherwise approved by the Engineer.
- 4/ When establishing the Adjusted Job Mix Formula (AJMF) the percent passing the #8 (2.36 mm) sieve shall not be adjusted above the percentage stated on the table.
- 5/ When establishing the Adjusted Job Mix Formula (AJMF) the percent passing the #8 (2.36 mm) sieve shall not be adjusted below 34 percent.
- 6/ When the mixture is used as a binder, the maximum shall be increased by 0.5 percent passing.”

Revise Article 1030.05(b) of the Standard Specifications to read:

(b) Volumetric Requirements. The target value for the air voids of the HMA shall be 4.0 percent, for IL-4.75 and SMA mixtures it shall be 3.5 percent and for Stabilized Subbase it shall be 3.0 percent at the design number of gyrations. The voids in the mineral aggregate (VMA) and voids filled with asphalt binder (VFA) of the HMA design shall be based on the nominal maximum size of the aggregate in the mix and shall conform to the following requirements.

Mix Design	Voids in the Mineral Aggregate (VMA), % Minimum for Ndesign				
	30	50	70	80	90
IL-19.0		13.5	13.5		13.5
IL-9.5		15.0	15.0		
IL-9.5FG		15.0	15.0		
IL-4.75 <sup>1/</sup>		18.5			
SMA-12.5 <sup>1/2/5/</sup>				17.0 <sup>3/</sup> /16.0 <sup>4/</sup>	
SMA-9.5 <sup>1/2/5/</sup>				17.0 <sup>3/</sup> /16.0 <sup>4/</sup>	
IL-19.0L	13.5				
IL-9.5L	15.0				

- 1/ Maximum draindown shall be 0.3 percent according to Illinois Modified AASHTO T 305.
- 2/ The draindown shall be determined at the JMF asphalt binder content at the mixing temperature plus 30°F.
- 3/ Applies when specific gravity of coarse aggregate is ≥ 2.760.
- 4/ Applies when specific gravity of coarse aggregate is < 2.760.

5/ For surface course, the coarse aggregate can be crushed steel slag, crystalline crushed stone or crushed sandstone. For binder course, coarse aggregate shall be crushed stone (dolomite), crushed gravel, crystalline crushed stone, or crushed sandstone”

Revise the last paragraph of Article 1102.01 (a) (5) of the Standard Specifications to read:

“IL-4.75 and Stone Matrix Asphalt (SMA) mixtures which contain aggregate having absorptions greater than or equal to 2.0 percent, or which contain steel slag sand, shall have minimum surge bin storage plus haul time of 1.5 hours.”

Add after third sentence of Article 1030.09(b) to read:

“ If the Contractor and Engineer agree the nuclear density test method is not appropriate for the mixture, cores shall be taken at random locations determined according to the QC/QA document "Determination of Random Density Test Site Locations". Core densities shall be determined using the Illinois Modified AASHTO T 166 or T 275 procedure.”

Revise Table 1 and Note 4/ of Table 1 in Article 406.07(a) of the Standard Specifications to read:

	Breakdown/Intermediate Roller (one of the following)	Final Roller (one or more of the following)	Density Requirement
IL-9.5, IL-9.5FG, IL-19.0 <sup>1/</sup>	V <sub>D</sub> , P , T <sub>B</sub> , 3W, O <sub>T</sub> , O <sub>B</sub>	V <sub>S</sub> , T <sub>B</sub> , T <sub>F</sub> , O <sub>T</sub>	As specified in Section 1030
IL-4.75 and SMA <sup>3/ 4/</sup>	T <sub>B</sub> , 3W, O <sub>T</sub>	T <sub>F</sub> , 3W	As specified in Section 1030
Mixtures on Bridge Decks <sup>2/</sup>	T <sub>B</sub>	T <sub>F</sub>	As specified in Articles 582.05 and 582.06.

“4/ The Contractor shall provide a minimum of two steel-wheeled tandem rollers (T<sub>B</sub>), and/or three-wheel (3W) rollers for breakdown, except one of the (T<sub>B</sub>) or (3W) rollers shall be 84 inches (2.14 m) wide and a weight of 315 pound per linear inch (PLI) (5.63 kg/mm) and one of the (T<sub>B</sub>) or (3W) rollers can be substituted for an oscillatory roller (O<sub>T</sub>). T<sub>F</sub> rollers shall be a minimum of 280 lb/in. (50 N/mm). The 3W and T<sub>B</sub> rollers shall be operated at a uniform speed not to exceed 3 mph (5 km/h), with the drive roll for T<sub>B</sub> rollers nearest the paver and maintain an effective rolling distance of not more than 150 ft (45 m) behind the paver.”

Add the following after the fourth paragraph of Article 406.13 (b):

“The plan quantities of SMA mixtures shall be adjusted using the actual approved binder and surface Mix Design’s  $G_{mb}$ .”

Revise first paragraph of Article 1030.10 of the Standard Specifications to read:

“A test strip of 300 ton (275 metric tons), except for SMA mixtures it will be 400 ton (363 metric ton), will be required for each mixture on each contract at the beginning of HMA production for each construction year according to the Manual of Test Procedures for Materials “Hot Mix Asphalt Test Strip Procedures”. At the request of the Producer, the Engineer may waive the test strip if previous construction during the current construction year has demonstrated the constructability of the mix using Department test results.”

Revise third paragraph of Article 1030.10 of the Standard Specifications to read:

“When a test strip is constructed, the Contractor shall collect and split the mixture according to the document “Hot-Mix Asphalt Test Strip Procedures”. The Engineer, or a representative, shall deliver split sample to the District Laboratory for verification testing. The Contractor shall complete mixture tests stated in Article 1030.09(a). Mixture sampled shall include enough material for the Department to conduct mixture tests detailed in Article 1030.09(a) and in the document “Hot-Mix Asphalt Mixture Design Verification Procedure” Section 3.3. The mixture test results shall meet the requirements of Articles 1030.05(b) and 1030.05(d), except Hamburg wheel tests will only be conducted on High ESAL mixtures during production.”



**MAINTENANCE OF ROADWAYS (D-1)**

Effective: September 30, 1985

Revised: November 1, 1996

Beginning on the date that work begins on this project, the Contractor shall assume responsibility for normal maintenance of all existing roadways within the limits of the improvement. This normal maintenance shall include all repair work deemed necessary by the Engineer, but shall not include snow removal operations. Traffic control and protection for maintenance of roadways will be provided by the Contractor as required by the Engineer.

If items of work have not been provided in the contract, or otherwise specified for payment, such items, including the accompanying traffic control and protection required by the Engineer, will be paid for in accordance with Article 109.04 of the Standard Specifications.

**PUBLIC CONVENIENCE AND SAFETY (D-1)**

Effective: May 1, 2012

Revised: July 15, 2012

Add the following to the end of the fourth paragraph of Article 107.09:

“If the holiday is on a Saturday or Sunday, and is legally observed on a Friday or Monday, the length of Holiday Period for Monday or Friday shall apply.”

Add the following sentence after the Holiday Period table in the fourth paragraph of Article 107.09:

“The Length of Holiday Period for Thanksgiving shall be from 5:00 AM the Wednesday prior to 11:59 PM the Sunday After”

Delete the fifth paragraph of Article 107.09 of the Standard Specifications:

“On weekends, excluding holidays, roadways with Average Daily Traffic of 25,000 or greater, all lanes shall be open to traffic from 3:00 P.M. Friday to midnight Sunday except where structure construction or major rehabilitation makes it impractical.”

**TRAFFIC CONTROL AND PROTECTION (ARTERIALS) (D1)**

Effective: February 1, 1996

Revised: March 1, 2011

Specific traffic control plan details and Special Provisions have been prepared for this contract. This work shall include all labor, materials, transportation, handling and incidental work necessary to furnish, install, maintain and remove all traffic control devices required as indicated in the plans and as approved by the Engineer.

When traffic is to be directed over a detour route, the Contractor shall furnish, erect, maintain and remove all applicable traffic control devices along the detour route according to the details shown in the plans.

Method of Measurement: All traffic control (except "Traffic Control and Protection (Expressways)" and temporary pavement markings) indicated on the traffic control plan details and specified in the Special Provisions will be measured for payment on a lump sum basis.

Basis of Payment: All traffic control and protection will be paid for at the contract lump sum price for TRAFFIC CONTROL AND PROTECTION (SPECIAL).

Temporary pavement markings will be paid for separately unless shown on a Standard.

**CHANGEABLE MESSAGE SIGN**

The Contractor shall provide portable message signs in accordance with Articles 701.15(j) and 1106.02(i) of the Standard Specifications. The message signs shall be used as directed by the Engineer. It is anticipated that the message boards will be displayed for one week before construction begins, and prior to construction staging changes at locations, as directed by the Engineer.

**Basis of Payment.** Changeable message signs will be paid for at the contract unit price per calendar day.

**PERENNIAL PLANTS, WETLAND EMERGENT**

**Description.** This work consists of furnishing, transporting, and planting perennial native wetland emergent plants as specified herein. All work, materials, and equipment shall conform to Sections 254 and 1081 of the Standard Specifications except as modified herein.

**Construction Requirements.** All native species will be local genotype and will be from a radius of 300 miles from the site. Plant form shall be plugs.

Revise Article 254.02 Materials to add the following:

“Perennial Plants”

Revise Article 254.03 Planting Time to add the following:

(d) “Supply and installation of all Perennial Plants for this project shall occur between September 3, 2024 and October 11, 2024.”

If the Perennial Plants cannot be installed within this timeframe, the area shall be seeded with Temporary Erosion Control Seeding at a rate of 100 lbs/acre and the plants installed in 2025, as directed by the Engineer. Temporary seeding shall be completed in accordance with Section 280 of the Standard Specifications and will be paid separately as TEMPORARY EROSION CONTROL SEEDING.

Perennial plants, as shown below, should be used based on commercial availability. All species listed below shall be installed at a rate of 500 plants/acre. Individual plants shall be placed at 1-foot spacings in groups of 20 +/- per plant type.

Scientific Name	Common Name	No. of Plants
Acorus Calamus	Sweet Flag	65
Carex Lacustris	Lake Sedge	65
Iris Virginica	Iris	65
Justicia Americana	Water Willow	65
Pontedaria Cordata	Pickereel Plant	65
Polygonum Amphibium	Knotweed	65
Sagittaria Latifolia	Arrowhead	65
Scirpus Acutus	Hard Stemmed Bulrush	65
Scirpus Atrovirens	Dark Green Bulrush	65
Scirpus Fluviatilis	River Bulrush	65
Sparganium Americanum	Bur Reed	65
Zizania Aquatica	Wild Rice	65

### Native Plant Specifications and Requirements

All native plant materials shall conform to the following requirements:

Species Substitutions or Quantity Deviations. Prior to installation, the Engineer shall review any species substitutions or quantity deviations submitted by the Contractor and reserves the authority to deny use of any species, if deemed unacceptable for the site and evaluate requested deviations in the listed quantities. The Engineer may consult with the LCFPD regarding the suitability of the requested substitution.

All native plants shall be guaranteed by the Contractor to be true to species name and variety.

Any shipments/deliveries of plants shall be packaged and delivered so as to ensure the viability of the plant material upon reception by the Engineer. Bare root material shall be refrigerated at all times prior to installation. All plants shall be healthy, rooted out, and ready for immediate installation upon delivery. The Contractor shall replace any plants that are deemed inconsistent with these characteristics at their expense.

The Contractor shall provide the Engineer with a written description of the plant materials provided by the Contractor. This description shall include any or all of the following:

- Original provenance of seed/plant or other propagation materials (i.e. cuttings)
- Native plant propagation records
- Name and location of plant supplier or propagation location

The original source of propagules (seeds, cuttings, etc.) of plants shall be guaranteed within a 300-mile radius of the site. The Contractor shall note any plant species with origins outside of this radius in the documentation required as described above.

The planting stock shall comply with governmental regulations prevailing at the source of supply and the job site. All planting stock shall be nursery propagated in accordance with good horticultural practice. Collected stock or nursery grown wild plants will not be permitted. All planting stock shall be healthy, free of all fungi and bacterial discoloration, and deformities.

Plants shall be handled, transported, and stored at all times in accordance with the best horticultural practices. Plants handled otherwise will be subject to rejection by the Engineer. All plant material, except container grown, shall be dormant upon delivery to the site, unless otherwise approved by the Engineer.

Plants shall be shipped with legible labels stating correct name and size of plant, securely attached to individual plants or to bundles of like variety and size. Containers of plants shall be individually labeled as specified.

The Contractor shall maintain responsibility for caring for the plants, if delays occur between delivery of the plants and planting, whether or not the delay is within the Contractor's control.

Residential or commercial water is not available on site. Contractors may draft from existing ponds to water plant materials, as approved by the Engineer.

Predator protection is not required but is recommended. However, proposed predator protection plans may be submitted for review to the Engineer prior to installation if the Contractor deems it beneficial.

The spacing of the plants shall on 1-foot centers or as directed by the Engineer to uniformly fill the planting beds.”

Satisfactory performance shall consist of 90% of the aggregate planted material alive at the end of the first complete growing season (October 1). A complete growing season is April 1 to October 1. If the plants are installed after April 1, the complete growing season will be the following year.

The Contractor shall examine and verify the acceptability for installation of plants on the job site. The Contractor shall correct any unacceptable conditions if conditions detrimental to plant growth are encountered such as rubble fill, adverse drainage conditions, or obstructions.

Desired Form: For the scope of this Contract, the City is requesting plants in either one of two forms. They shall be defined as the following.

Container/Plug: The standard “retail” container with dimensions of 2.5” x 2.5” square x 3.5” deep, consisting of 32 plants per flat. Potted plants with containers equivalent to or larger than this are acceptable as well (e.g., “38 grow tubes”).

Bare Root: All species desired in bare root format shall consist of only dormant tubers, corms, rhizomes, etc. No green, actively growing vegetative material will be accepted. All bare root plants shall be at least 2 years old.

First-Year plants will be considered if Second-Year plants are unavailable. However, at time of installation, First-Year plants shall have the root and shoot development consistent with Second-Year plants (i.e. they shall have root systems that have filled the container and are ready for installation).

**Method of Measurement.** This work will be measured in the units of acres of plants installed.

**Basis of Payment.** This work will be paid for at the contract unit price per acre of PERENNIAL PLANTS, WETLAND EMERGENT installed.



**REMOVE AND REINSTALL PARKING BLOCKS**

**Description.** This work shall consist of removing, storing, and reinstalling concrete parking blocks.

**General.** The Contractor shall remove parking blocks and store them on site. Contractor shall be careful not to damage the parking blocks. Any parking blocks that are damaged by the Contractor shall be replaced in kind.

**Reinstallation.** Contractor shall reinstall the parking blocks after the pavement markings are placed. The Contractor shall drill holes into the HMA pavement and install 2-1" diameter steel pins that are 18" in length to stabilize the parking bumpers.

**Basis of Payment.** This work shall be paid for at the contract unit price per each for REMOVE AND REINSTALL PARKING BLOCKS.

**WASHOUT BASIN**

**Description.** This item shall consist of constructing and maintaining a washout basin for concrete trucks and other construction vehicles.

**Requirements.** The work shall include general maintenance and removal of all construction debris.

**Basis of Payment.** This item will be paid for at the contract lump sum price for WASHOUT BASIN.

## **BIAXIAL GEOGRID**

**Description.** This work shall consist of furnishing and installing geogrid.

**General.** This work shall be completed in accordance with applicable portions of Section 210 of the Standard Specifications.

**Materials.** Materials shall meet the requirements as shown below. Shop drawings shall be submitted to the Engineer for approval prior to construction.

- Aperture Dimensions: 1.0 X 1.3 in.
- Ultimate Tensile Strength: 1310 X 1970 lbs/ft
- Resistance to Long Term Degradation: 100%
- Junction Efficiency: 93%
- Flexural Stiffness: 750,000 (mg-cm)
- Resistance to UV Degradation: 100%

**Installation.** It shall be the Contractor's responsibility to inspect the geogrid to ensure it is free from any flaws or damage that may have occurred during shipping and handling. Prior to installation, the undercut surface shall be compacted, cleared of debris and shall be graded smooth. Before unrolling, the Contractor shall anchor the beginning of the roll at the center and the corners to the underlying surface using pins or anchors. The geogrid shall be manually unrolled over the prepared surface. As it is unrolled, the geogrid shall be aligned, and pulled taut with hand tension to remove wrinkles and laydown slack. Adjacent rolls shall have 3-foot overlap. The geogrid shall be manually cut where necessary. All material placed over the grid shall be done so in a manner to prevent tearing. Any geogrid damaged during installation shall be replaced by the Contractor with no additional compensation for labor or materials.

**Method of Measurement and Basis of Payment.** This work will be measured and paid for at the contract unit price per square yard for BIAXIAL GEOGRID, which price shall include all labor, materials, and equipment necessary to complete the work as specified herein. Any overlap of geogrid will not be measured for payment.

### **CONCRETE PAVER PAVEMENT**

**Description.** This work shall consist of furnishing and placing concrete paving units over 1 inch of 1/4" clear, open-graded chip stone (CA-16).

**General.** This work shall be completed in accordance with applicable sections of LRS 14 (Paving Brick and Concrete Paver Pavements and Sidewalks) and the special provision below.

**Quality Assurance.** Installation shall be by a contractor and crew with at least one year of experience in placing permeable concrete pavers on projects of similar size. The contractor will be required to provide a bond of 110% of the cost of the pavers for one year on settlement of more than ¼ inch.

**Submittals.** Full size samples of permeable concrete paving units shall be submitted to indicate color and shape selections. Color will be selected by the City. Sieve analysis for grading of bedding and joint opening aggregates shall be submitted. Color of opening aggregates will be selected by the City.

A 9 ft. x 9 ft. (2.5m x 2.5m) paver area shall be installed prior to full installation. This area will be used to determine joint sizes, lines, laying pattern(s), color(s), and texture of the project.

**Permeable Pavers.** Pavers shall meet the requirements of ASTM C 936-01. Size of all pavers shall be 5"x10" (4-3/4" x 9-1/2" x 3-1/8"). Colors are as follows:

Stall Stripes – White

Parking Lot Drive Lanes and Stalls – Brown (Herringbone Hatch Pattern)

Edge Soldier Course – Brown

The granular bedding and void opening aggregates material shall be graded in accordance with the requirements of ASTM D 33 No 8. Aggregate materials used in the construction of permeable pavements shall be clean, have zero plasticity and contain less than 2% No. 200 sieve size materials. The aggregate materials must serve as the structural load bearing platform of the pavement as well as a temporary receptor for the infiltrated water that is collected through the openings in the pavement's surface.

**Sub Grade Preparation.** Do not install bedding aggregates or pavers during heavy rain or snowfall. Do not install bedding aggregates and pavers over frozen base materials. Do not install frozen bedding aggregates.

The site must be stripped of all topsoil and other objectionable materials to the grades specified. All subdrainage of underground services within the pavement area must be completed in conjunction with subgrade preparation and before the commencement of subbase construction.

After trimming to the grades specified, the pavement area is to be proof rolled to a percentage of Standard Proctor Maximum Dry Density. Any soft spots or localized pockets of objectionable material excavated and properly replaced with approved granular material.

The subgrade shall be trimmed to within 0 to 3/8 in. of the specified grades. The surface of the prepared subgrade shall not deviate by more than 3/8 in. from the bottom edge 3 ft. straight edge laid in any direction.

The Contractor shall ensure that the prepared subgrade is protected from damage from inundation by surface water. No traffic shall be allowed to cross the prepared subgrade. Repair of any damage resulting shall be the responsibility of the Contractor and shall be repaired.

**Paver Installation.** Spread the bedding aggregate evenly over the base course and screed to a nominal 1 in. thickness. The bedding aggregate should not be disturbed. Place sufficient bedding aggregate to stay ahead of the laid pavers. Do not use the bedding aggregate to fill depressions in the base surface.

Pavers shall be free of foreign material before installation. Units cut no smaller than one-third of a whole paver will be accepted along edges subject to vehicular traffic. Pavers to be placed along the edge shall be cut with a masonry saw. Upon completion of cutting, the area must be swept clean of all debris to facilitate inspection and to ensure pavers are not damaged during compaction. Low amplitude, high frequency plate compactor shall be used to compact the pavers. Use of a urethane plate compactor pad is required to minimize any scuffing of the paving stone surface. The pavers shall be compacted, and the bedding aggregates shall be swept into all joints and void openings until they are full. This will require at least two or three passes with the compactor. Do not compact within 3 ft. of the unrestrained edges of the paving units. All work to within 3 ft. of the laying face must be left fully compacted at the completion of each day. Excess surface bedding and void opening aggregates shall be swept off when the job is complete. The final surface elevations shall not deviate, more than 3/8 in. under a 10 ft. long straight edge. The surface elevation of pavers shall be 1/8 to 1/4 in. above adjacent drainage inlets, concrete collars or channels.

**Method of Measurement and Basis of Payment.** This work will be paid for at the contract unit price per square yard for CONCRETE PAVER PAVEMENT. The unit cost shall include the cost of all labor, stone, materials, and equipment necessary to install the pavers as detailed in the plans and to the satisfaction of the Engineer.

## **DEWATERING**

**Description:** This work shall consist of dewatering (regardless of the water source) the work areas to construct the proposed retention pond and all other work.

**Products.** Contractor shall be responsible for the choice of the product(s) and equipment as well as “means and methods” for the Site Dewatering Work to be performed subject to the review of the Engineer. All products and “means and methods” selected shall be adequate for the intended use/application. Engineer’s review does not relieve the Contractor from compliance with the requirements of the Standard Specifications and the requirements of this special provision.

**Submittals.** Contractor shall submit to the Engineer for review a description of dewatering techniques and equipment to be used, together with detail drawings showing lengths of discharge piping and point(s) of discharge including sediment and erosion control procedures using Best Management Practices.

### **Best Management Practices are anticipated (but not limited to) to include:**

Sump Pit

Pumps, Hoses, Etc.

Sediment Filter Bags

Removal and proper disposal of all BMP’s and sediment associated with dewatering

Additional erosion and sediment control BMP’s as per Engineer’s direction

**Responsibility.** The Contractor shall be solely responsible for the choice of product(s) and equipment; for the design, installation, and operation; as well as “means and methods” of performing the Work; and subsequent removal of dewatering systems and their safety and conformity with local codes, regulations and these Specifications. All product(s), equipment and “means and methods” selected shall be adequate for the intended use/application. Review by Engineer does not relieve Contractor from compliance with the requirements specified herein.

**General Requirements.** The Contractor shall select the pumps he/she desires to use and the rate at which the pumps discharge, but adequate protection at the pump discharge shall be provided by the Contractor, subject to review by the Engineer. The Contractor shall ensure that downstream water quality shall not be impaired.

At all times during the excavation period and until completion and acceptance of the Work at Final Inspection, ample means and equipment shall be provided with which to remove promptly and dispose of properly all water (including ground water, ditch water, storm sewer water, storm runoff, and water generated from Contractor’s activities) entering any excavation or any other parts of the Work.

Water pumped or drained from the work required for this Contract shall be disposed of in a safe and suitable manner without damage to adjacent waterways, adjacent property or streets or to other work under construction. Water shall be discharged with adequate erosion and sediment control protection of the surface at the point of discharge. No water shall be discharged into sanitary sewers. Any and all damages caused by dewatering the work shall be promptly repaired by the Contractor. The Contractor is responsible for providing all labor, materials and equipment needed for the dewatering in order to meet the scheduled completion of the project, regardless of the number of times (or duration) that dewatering is required..

**Bypass Pumping.** Bypass pumping to keep the work areas relatively dry, shall meet the above requirements.

**Requirements – Sediment Filter Bags.**

- A. Sediment filter bags to be sized based on volume of water being pumped and quantity and type of sediment.
- B. Multiple discharges into a single bag are not permitted.
- C. Sediment filter bag shall be oriented to direct flow away from construction area and discharge filtered water into approved manhole or other receiving area.
- D. Sediment filter bag shall be replaced when it becomes ½ full of sediment or when the sediment has reduced discharge flow rate below the design requirements.
- E. Place straps, cross chains, pallets or other lifting device under the sediment filter bag for ease of replacement.

**Materials – Sediment Filter Bags.** The filter bags shall be made from a nonwoven, needle punched, polypropylene geotextile that meets the following values:

Weight - Typical	ASTM D-5261	8 oz/sy
Tensile Strength	ASTM D-4632	205 lbs
Elongation @ Break	ASTM D-4632	50%
Mullen Burst*	ASTM D-3786	350 psi
Puncture Strength*	ASTM D-4833	120 lbs
CBR Puncture	ASTM D-6241	535 lbs
Trapezoidal Tear	ASTM D-4533	85 lbs
Apparent Opening Size	ASTM D-4751	80 US Sieve
Permittivity	ASTM D-4491	1.35 Sec-1



City of Palos Heights  
Cal Sag Trail Link and Trailhead Parking Lot Improvement  
Section No. 19-00058-00-BT  
Cook County

Water Flow Rate	ASTM D-4491	90 g/min/sf
UV Resistance @ 500 Hours	ASTM D-4355	70%

**Basis of Payment.** This work will be paid for at the contract lump sum price for DEWATERING.

**EROSION CONTROL BLANKET (SPECIAL) (WILDLIFE SAFE)**

This Special Provision revises Section 251 of the Standard Specifications to eliminate the use of Excelsior Blanket for Erosion Control Blanket. This work shall consist of furnishing, transporting, and placing 100 % biodegradable erosion control blanket over seeded areas as detailed on the plans, according to Section 251 except as modified herein.

Delete “either excelsior blanket or” of the first sentence of Article 251.04 Erosion Control Blanket.

Delete “excelsior and” of the second sentence of Article 251.04 Erosion Control Blanket.

Delete Article 1081.10 (a) Excelsior Blanket.

Delete the first paragraph of Article 1081.10 (b) Knitted Straw Mat and substitute the following:

Knitted Straw Mat. Knitted straw mat shall be a machine-produced mat of 100% clean, weed free agricultural straw. The blanket shall be of consistent thickness with the straw evenly distributed over the entire area of the blanket with a functional longevity of up to 12 months. The blanket shall be covered on top and bottom sides with a 100% biodegradable woven natural organic fiber netting. No plastic netting will be allowed. Netting shall be “leno-weave” with movable joints (not fixed or welded). The netting consists of machine directional strands formed from two intertwined yarns with cross directional strands interwoven through the twisted machine strands to form an approximate 0.50 x 1.0 - inch (1.27 x 2.54 cm) mesh. The blanket shall be sewn together with flexible joints on 1.50 - inch (3.81 cm) centers with biodegradable thread. The blanket shall be manufactured with a colored thread stitched along both outer edges (approximately 2 - 5 inches (5 - 12.5cm) from the edge) as an overlap guide for adjacent mats.

Delete the first paragraph of Article 1081.10 (c) (2) Knitted Straw Mat and substitute the following:

Knitted Straw Mat. The blanket shall be machine-produced 100% biodegradable blanket, which contains 70% agricultural straw and 30% coconut fiber with a functional longevity of up to 18 months. The blanket shall be of consistent thickness with the straw and coconut evenly distributed over the entire area of the mat. The blanket shall be covered on the top and bottom sides with 100% biodegradable woven natural organic fiber netting. The top netting shall be “leno-weave,” with movable joints (not fixed or welded). The netting consists of machine directional strands formed from two intertwined yarns with cross directional strands

interwoven through the twisted machine strands to form an approximate 0.50 x 1.0 - inch(1.27 x 2.54 cm) mesh. The blanket shall be sewn together on 1.50 - inch (3.81 cm) centers with degradable thread. The blanket shall be manufactured with a colored thread stitched along both outer edges (approximately 2 - 5 inches (5 - 12.5cm) from the edge) as an overlap guide for adjacent mats.

Delete Article 1081.10(d) Wire Staples.

Add the following to Article 1081.10 (e) Wood Stakes:

Biodegradable plastic stakes will be allowed. The biodegradable plastic anchor shall be approximately 6 - inches (15.24 cm) in length. No metal wire stakes will be allowed.

Add the following to Article 251.06(b) Method of Measurement:

(b) Measured Quantities. EROSION CONTROL BLANKET (SPECIAL) will be measured for payment in place in square yards of actual surface area covered.

Add the following to Article 251.07 Basis of Payment:

EROSION CONTROL BLANKET (SPECIAL) shall be paid at the Contract unit price per square yard.

**ENGINEERED SOIL FURNISH AND PLACE (SPECIAL)**

**Description.** This work shall consist of furnishing and placing engineered soil.

**General.** This work shall be completed in accordance with applicable portions of Section 211 of the Standard Specifications. The engineered soil shall consist of 50% sand, 30% compost, and 20% topsoil mixture. The Contractor shall provide the Engineer with documentation showing that the engineered soil meets these requirements.

Engineered soil shall be placed at the thicknesses as shown on the plans and as directed by the Engineer.

**Basis of Payment.** This work shall be paid for at the contract unit price per cubic yard for ENGINEERED SOIL FURNISH AND PLACE (SPECIAL).

**AGGREGATE BASE COURSE, TYPE CA-7**

**Description.** This work shall consist of furnishing and installing aggregate base course at locations as shown on the plans.

**General.** This work shall be completed in accordance with Section 351 of the Standard Specifications. Aggregate base course shall meet IDOT gradation CA-7 requirements and shall be placed to the depths as shown on the plans.

**Basis of Payment.** This work shall be paid for at the contract unit price per ton for AGGREGATE BASE COURSE, CA-7.

**CLEANOUTS**

**Description.** This work shall consist of furnishing and installing cleanouts at locations as shown on the plans.

**General.** This work shall be completed in accordance with Section 601 of the Standard Specifications and the details shown in the plans. All work and materials, as shown in the detail, shall be included in this pay item.

**Basis of Payment.** This work shall be paid for at the contract unit price per each for CLEANOUTS.

**TEMPORARY CHAIN LINK FENCE**

**Description.** This work shall consist of furnishing and erecting temporary chain link fence and gates.

**General.** This work shall be completed in accordance with Section 664 of the Standard Specifications and as follows:

- The fence shall be 6 feet in height and supported on T-bars that are weighed down with 2 sandbags on either side of the fence.
- The fence shall include gates that are wide enough to allow the passage of trucks in and out of the gated area. The gates shall be closed and securely locked at the end of each workday.
- The fence shall be screened with a green tarp, or other material as approved by the Engineer. The tarp shall be securely fastened to the fence. Any tears or other damage to the tarp shall be repaired by the Contractor.

**Method of Measurement.** Temporary chain link fence, including gates, will be measured for payment along the top of the fence from center to center of end posts, including the length occupied by the gates.

**Basis of Payment.** This work will be paid for at the contract unit price per foot for TEMPORARY CHAIN LINK FENCE.

**WEATHERING STEEL PLATE BEAM GUARDRAIL SPECIAL**

**Description.** This work shall consist of furnishing and erecting weathering steel plate beam guardrail with end sections, and wood posts with blocks.

**General.** This work shall be completed in accordance with Sections 630 and 634 of the Standard Specifications.

**Materials.** Guardrail shall be constructed with weathering steel, which is rustic brown in color. Wood posts and wood blocks shall meet the requirements of Section 634 of the Standard Specifications. Guardrail shall be fabricated to match the radius around the proposed turnaround (as shown in the plans). End sections, in accordance with IDOT Highway Standard 630001, shall be installed at both ends of the proposed guardrail.

**Basis of Payment.** This work shall be paid for at the contract unit price per foot for WEATHERING STEEL PLATE BEAM GUARDRAIL SPECIAL.



**CONCRETE RIBBON**

**Description.** This work shall consist of constructing concrete ribbon curb.

**General.** This work shall be completed in accordance with Section 606 of the Standard Specifications and the details in the plans.

**Method of Measurement.** Concrete ribbon will be measured for payment in feet along the pavement edge.

**Basis of Payment.** This work shall be paid for at the contract unit price per foot for CONCRETE RIBBON.

**STABILIZED CONSTRUCTION ENTRANCE**

**Description.** This work consists of constructing a stabilized construction entrance to access the work zone.

**General.** The aggregate shall be a minimum of 12" in depth and placed over filter fabric. The filter fabric will not be paid for separately but will be included in the cost of the work. The gradation of the aggregate shall be as follows:

STABILIZED CONSTRUCTION ENTRANCE – AGGREGATE GRADATIONS				
Sieve Size and Percent Passing				
8"	6"	4"	2"	#4
100	97 ± 3	90 ± 10	45 ± 25	20 ± 20

This work shall also include the removal of the stabilized construction entrance. Restoration will be paid for separately.

**Basis of Payment.** This work shall be paid for at the contract unit price per square yard for STABILIZED CONSTRUCTION ENTRANCE.

**DUST CONTROL WATERING**

**Description.** This work shall consist of applying water, with a water truck, to control dust during the construction of the project.

**General.** This work shall comply with Article 107.36 of the Standard Specifications and as modified in this special provision.

The Contractor shall submit a dust control plan prior to the start of construction that indicates how he will control dust during the construction. The plan shall address dust created by all construction activities. The plan shall be reviewed and approved by the City prior to implementation of the plan.

**Construction Requirements.** The Contractor shall maintain dust control measures in the approved plan to the satisfaction of the Engineer.

The Contractor shall at all times be responsible for maintaining dust-free conditions within the work zone. The Engineer will notify the Contractor of any detected deficiencies concerning dust control. Such notice when delivered verbally to the Contractor's superintendent at the work site, or via written email sent to the Contractor, will be deemed sufficient for the purpose of notification. The Contractor shall take immediate corrective action after receiving such notice. If the Contractor fails or refuses to comply, the Engineer may order the stoppage of all project work until satisfactory corrective action has been taken by the Contractor. No part of the time lost due to such stop orders will be made subject of claim for extension of time or for excess costs or damages by the Contractor.

**Method of Measurement.** Dust control watering will be measured for payment in units of 1000 gallons of water applied.

**Basis of Payment.** This work will be paid for at the contract unit price per unit for DUST CONTROL WATERING.

**AVAILABLE REPORTS**

No project specific reports were prepared.

When applicable, the following checked reports and record information is available for Bidders' reference upon request:

- Record structural plans
- Preliminary Site Investigation (PSI) (Local)
- Preliminary Environmental Site Assessment (PESA)
- Soils/Geotechnical Report
- Boring Logs
- Pavement Cores
- Location Drainage Study (LDS)
- Hydraulic Report
- Noise Analysis
- Other: IGA Between City of Palos Heights and MWRDGC

Those seeking these reports should request access from:

Steve Sugg, P.E., CBBEL, (ssugg@cbbel.com)  
Christopher B. Burke Engineering, Ltd.  
9575 W. Higgins Rd. Rosemont, IL 60018  
847-823-0500

State of Illinois  
Department of Transportation  
Bureau of Local Roads and Streets

SPECIAL PROVISION  
FOR  
INSURANCE

Effective: February 1, 2007  
Revised: August 1, 2007

All references to Sections or Articles in this specification shall be construed to mean specific Section or Article of the Standard Specifications for Road and Bridge Construction, adopted by the Department of Transportation.

The Contractor shall name the following entities as additional insured under the Contractor's general liability insurance policy in accordance with Article 107.27:

---

---

---

---

---

---

---

---

The entities listed above and their officers, employees, and agents shall be indemnified and held harmless in accordance with Article 107.26.

State of Illinois  
 DEPARTMENT OF TRANSPORTATION  
 Bureau of Local Roads & Streets  
 SPECIAL PROVISION  
 FOR  
 LOCAL QUALITY ASSURANCE/ QUALITY MANAGEMENT QC/QA  
 Effective: January 1, 2022

Replace the first five paragraphs of Article 1030.06 of the Standard Specifications with the following:

**“1030.06 Quality Management Program.** The Quality Management Program (QMP) will be Quality Control / Quality Assurance (QC/QA) according to the following.”

Delete Article 1030.06(d)(1) of the Standard Specifications.

Revise Article 1030.09(g)(3) of the Standard Specifications to read:

“(3) If core testing is the density verification method, the Contractor shall provide personnel and equipment to collect density verification cores for the Engineer. Core locations will be determined by the Engineer following the document “Hot-Mix Asphalt QC/QA Procedure for Determining Random Density Locations” at density verification intervals defined in Article 1030.09(b). After the Engineer identifies a density verification location and prior to opening to traffic, the Contractor shall cut a 4 in. (100 mm) diameter core. With the approval of the Engineer, the cores may be cut at a later time.”

Revise Article 1030.09(h)(2) of the Standard Specifications to read:

“(2) After final rolling and prior to paving subsequent lifts, the Engineer will identify the random density verification test locations. Cores or nuclear density gauge testing will be used for density verification. The method used for density verification will be as selected below.

Density Verification Method	
<input checked="" type="checkbox"/>	Cores
<input type="checkbox"/>	Nuclear Density Gauge (Correlated when paving ≥ 3,000 tons per mixture)

Density verification test locations will be determined according to the document “Hot-Mix Asphalt QC/QA Procedure for Determining Random Density Locations”. The density testing interval for paving wider than or equal to 3 ft (1 m) will be 0.5 miles (800 m) for lift thicknesses of 3 in. (75 mm) or less and 0.2 miles (320 m) for lift thicknesses greater than 3 in. (75 mm). The density testing interval for paving less than 3 ft (1 m) wide will be 1 mile (1,600 m). If a day’s paving will be less than the prescribed density testing interval, the length of the day’s paving will be the interval for that day. The density testing interval for mixtures used for patching will be 50 patches with a minimum of one test per mixture per project.

If core testing is the density verification method, the Engineer will witness the Contractor coring, and secure and take possession of all density samples at the

density verification locations. The Engineer will test the cores collected by the Contractor for density according to Illinois Modified AASHTO T 166 or AASHTO T 275.

If nuclear density gauge testing is the density verification method, the Engineer will conduct nuclear density gauge tests. The Engineer will follow the density testing procedure detailed in the document "Illinois Modified ASTM D 2950, Standard Test Method for Density of Bituminous Concrete In-Place by Nuclear Method".

A density verification test will be the result of a single core or the average of the nuclear density tests at one location. The results of each density test must be within acceptable limits. The Engineer will promptly notify the Contractor of observed deficiencies."

Revise the seventh paragraph and all subsequent paragraphs in Section D. of the document "Hot-Mix Asphalt QC/QA Initial Daily Plant and Random Samples" to read:


"Mixtures shall be sampled from the truck at the plant by the Contractor following the same procedure used to collect QC mixture samples (Section A). This process will be witnessed by the Engineer who will take custody of the verification sample. Each sample bag with a verification mixture sample will be secured by the Engineer using a locking ID tag. Sample boxes containing the verification mixture sample will be sealed/taped by the Engineer using a security ID label."



Route	Marked Route	Section Number
	Lake Katherine Drive	19-00058-00-BT
Project Number	County	Contract Number
BYBQ(608)	Cook	61K41

This plan has been prepared to comply with the provisions of the National Pollutant Discharge Elimination System (NPDES) Permit No. ILR10 (Permit ILR10), issued by the Illinois Environmental Protection Agency (IEPA) for storm water discharges from construction site activities.

I certify under penalty of law that this document and all attachments were prepared under my direction or supervision in accordance with a system designed to assure that qualified personnel properly gathered and evaluated the information submitted. Based on my inquiry of the person or persons who manage the system, or those persons directly responsible for gathering the information, the information submitted is, to the best of my knowledge and belief, true, accurate and complete. I am aware that there are significant penalties for submitting false information, including the possibility of fine and imprisonment for knowing violations.

Signature	Date
	1-8-24

Print Name	Title	Agency
Adam Jasinski	Director of Public Works	City of Palos Heights

**Note:** Guidance on preparing each section of BDE 2342 can be found in Chapter 41 of the IDOT Bureau of Design and Environment (BDE) Manual. Chapter 41 and this form also reference the IDOT Drainage Manual which should be readily available.

**I. Site Description:**

A. Provide a description of the project location; include latitude and longitude, section, town, and range:

The project location is south of the Calumet Sag Channel, west of Harlem Avenue and north of College Drive in the City of Palos Heights, Cook County, Illinois.  
41°39'55"N 87°47'50"W, Section 24, Township 37N, Range 12E

B. Provide a description of the construction activity which is the subject of this plan. Include the number of construction stages, drainage improvements, in-stream work, installation, maintenance, removal of erosion measures, and permanent stabilization:

The project consists of parking area development using permeable pavers with ADA compliant access improvements, parking facilities and signage. The project includes the construction of water quality BMP's including bioswales and a naturalized storm water management basin. The project includes a minor amount of tree removal, and landscape restoration, in addition to the BMP installations. The anticipated sequence of construction activities associated with installation, maintenance, removal or erosion and sediment controls is included under Section I.I. of this SWPPP

C. Provide the estimated duration of this project:

3 Months

D. The total area of the construction site is estimated to be 1.67 acres.

The total area of the site estimated to be disturbed by excavation, grading or other activities is 1.67 acres.

E. The following are weighted averages of the runoff coefficient for this project before and after construction activities are completed; see Section 4-102 of the IDOT Drainage Manual:

0.39 Before, 0.43 After



F. List all soils found within project boundaries; include map unit name, slope information, and erosivity:

Soils within the project soil disturbance construction zone include:

535B - Orthents, undulating, stony; 1 - 6% slopes with moderate susceptibility to water and wind erosion

802B - Orthents, loamy; 1 - 6% slopes with moderate susceptibility to water and wind erosion

G. If wetlands were delineated for this project, provide an extent of wetland acreage at the site; see Phase I report:

Wetlands were delineated within the area immediately east of the project area and will not be impacted.

H. Provide a description of potentially erosive areas associated with this project:

A system of erosion and sediment control BMPs will be utilized for all stages of the project. During construction, a perimeter silt fence will be in place to contain any sediment on-site. Exposed slopes and areas of high potential for erosion will be protected with the use of appropriate erosion and sediment controls. Permanent stabilization will be initiated immediately once final grades are achieved and top soil re-spread has been completed.

I. The following is a description of soil disturbing activities by stages, their locations, and their erosive factors (e.g., steepness of slopes, length of slopes, etc.):

The following is a description of the intended general sequence of construction activities which will disturb soils for major portions of the site:

1. Install temporary erosion and sediment control measures.
2. Removal of existing pavement from specified areas and necessary trees.
3. Grading and excavation work for parking lots, trail link, bioswales and detention/water quality basin (including outfall).
4. Temporarily stabilize areas that will remain idle for 14 days within 1 day of last restoration activity in that area.
5. Paving block installation, curb and gutter installation, and asphalt paving.
6. Install permanent stabilization and landscaping.
7. Remove all temporary soil erosion and sediment control measures after the site is stabilized with vegetation.

J. See the erosion control plans and/or drainage plans for this contract for information regarding drainage patterns, approximate slopes anticipated before and after major grading activities, locations where vehicles enter or exit the site and controls to prevent offsite sediment tracking (to be added after contractor identifies locations), areas of soil disturbance, the location of major structural and non-structural controls identified in the plan, the location of areas where stabilization practices are expected to occur, surface waters (including wetlands), and locations where storm water is discharged to surface water including wetlands.

K. Identify who owns the drainage system (municipality or agency) this project will drain into:

MWRDGC

L. The following is a list of General NPDES ILR40 permittees within whose reporting jurisdiction this project is located:

City of Palos Heights, MWRD, County of Cook

M. The following is a list of receiving water(s) and the ultimate receiving water(s) for this site. In addition, include receiving waters that are listed as Biologically Significant Streams by the Illinois Department of Natural Resources (IDNR). The location of the receiving waters can be found on the erosion and sediment control plans:

The direct, "first flush" receiving water for the project is identified and delineated wetland area immediately east of the project area. The ultimate receiving water for the site would be the Calumet Sag Channel. Please note that project design does not entail a direct discharge to the Calumet Sag Channel.

N. Describe areas of the site that are to be protected or remain undisturbed. These areas may include steep slopes (i.e., 1:3 or steeper), highly erodible soils, streams, stream buffers, specimen trees, natural vegetation, nature preserves, etc. Include any commitments or requirements to protect adjacent wetlands.

For any storm water discharges from construction activities within 50-feet of Waters of the U.S. (except for activities for water-dependent structures authorized by a Section 404 permit, describe: a) How a 50-foot undisturbed natural buffer will be provided between the construction activity and the Waters of the U.S. or b) How additional erosion and sediment controls will be provided within that area.

Natural landscape areas that exist immediately adjacent to the proposed work zone, as shown on the attached plan set, will be protected from disturbances beyond those designed for and anticipated with the construction of the project. Perimeter erosion barrier will be installed to prevent intrusion into the surrounding areas and will limit movement of sediment eroded from disturbed ground during precipitation events.

O. Per the Phase I document, the following sensitive environmental resources are associated with this project and may have the potential to be impacted by the proposed development. Further guidance on these resources is available in Section 41-4 of the BDE Manual.

303(d) Listed receiving waters for suspended solids, turbidity, or siltation.  
The name(s) of the listed water body, and identification of all pollutants causing impairment:

The Calumet Sag Channel is a 303(d) listed water body, identification code IL\_H-02. The water body is listed for the following pollutants: mercury, PCB's, dissolved oxygen, and fecal coliform.

Provide a description of how erosion and sediment control practices will prevent a discharge of sediment resulting from a storm event equal to or greater than a twenty-five (25) year, twenty-four (24) hour rainfall event:

The project includes the installation of perimeter erosion barrier (i.e., silt fence) around the entire work zone. Additionally, a 4200 square foot detention and water quality basin will be constructed as part of the improvements. Finally, the areas of disturbed ground that are not covered by pavement, including permeable pavers, will be topsoiled and seeded with a native vegetation and blanketed with a degradable erosion control blanket product. No discharge of sediment from a storm event equal to or greater than a twenty-five (25) year, twenty-four (24) hour rainfall event is anticipated. All BMP's designated for use on the project are designed and will be installed per the Illinois Urban Manual, Latest Edition (<https://illinoisurbanmanual.org>).

Provide a description of the location(s) of direct discharge from the project site to the 303(d) water body:

As mentioned previously in this SWPPP document, there will be no direct discharge from the project site to the 303(d) water body, the Calumet Sag Channel. Instead, all runoff from the site will be directed to the detention and water quality basin prior to discharge to an unnamed identified and delineated wetland area immediately east of the project site.

Provide a description of the location(s) of any dewatering discharges to the MS4 and/or water body:

Not applicable. Any dewatering that would be necessary for construction will discharge to the excavated detention and water quality basin depicted on the plans. Ultimately, the basin will drain to the east through a culvert and into the identified and delineated unnamed wetland area. The approximate location of the offsite discharge point is near Latitude 41.677118 N, Longitude -87.798076 W.

Applicable Federal, Tribal, State, or Local Programs

Not applicable.

Floodplain

Not applicable.

Historic Preservation

Cultural resources sign off has been received. No historic properties affected.

Receiving waters with Total Maximum Daily Load (TMDL) for sediment, total suspended solids, turbidity or siltation  
TMDL (fill out this section if checked above)

The name(s) of the listed water body:

Provide a description of the erosion and sediment control strategy that will be incorporated into the site design that is consistent with the assumptions and requirements of the TMDL:

If a specific numeric waste load allocation has been established that would apply to the project's discharges, provide a description of the necessary steps to meet that allocation:

Threatened and Endangered Species/Illinois Natural Areas (INAI)/Nature Preserves

TREC report has been run and NRR approval from BDE received. No T&E concerns provided project complies with NLEB restriction dates for tree clearing. No INAI sites or Nature Preserves identified.

Other

Wetland

Wetland delineation completed and reviewed/approved by IDOT BDE. No wetland impacts are associated with project construction.

P. The following pollutants of concern will be associated with this construction project:

- |   |  |
|---|--|
| <input type="checkbox"/> Antifreeze / Coolants  | <input checked="" type="checkbox"/> Solid Waste Debris                     |
| <input checked="" type="checkbox"/> Concrete  | <input type="checkbox"/> Solvents  |
| <input checked="" type="checkbox"/> Concrete Curing Compounds                           | <input type="checkbox"/> Waste water from cleaning construction equipments |
| <input checked="" type="checkbox"/> Concrete Truck Waste                                | <input type="checkbox"/> Other (Specify) _____                             |
| <input checked="" type="checkbox"/> Fertilizers / Pesticides                            | <input type="checkbox"/> Other (Specify) _____                             |
| <input type="checkbox"/> Paints   | <input type="checkbox"/> Other (Specify) _____                             |
| <input type="checkbox"/> Petroleum (gas, diesel, oil, kerosene, hydraulic oil / fluids) | <input type="checkbox"/> Other (Specify) _____                             |
| <input checked="" type="checkbox"/> Soil Sediment                                       | <input type="checkbox"/> Other (Specify) _____                             |

**II. Controls:**

This section of the plan addresses the controls that will be implemented for each of the major construction activities described in Section I.C above and for all use areas, borrow sites, and waste sites. For each measure discussed, the Contractor will be responsible for its implementation as indicated. The Contractor shall provide to the Resident Engineer a plan for the implementation of the measures indicated. The Contractor, and subcontractors, will notify the Resident Engineer of any proposed changes, maintenance, or modifications to keep construction activities compliant with the Permit ILR10. Each such Contractor has signed the required certification on forms which are attached to, and are a part of, this plan:

A. **Erosion and Sediment Controls:** At a minimum, controls must be coordinated, installed and maintained to:

1. Minimize the amount of soil exposed during construction activity;
2. Minimize the disturbance of steep slopes;
3. Maintain natural buffers around surface waters, direct storm water to vegetated areas to increase sediment removal and maximize storm water infiltration, unless infeasible;
4. Minimize soil compaction and, unless infeasible, preserve topsoil.

B. **Stabilization Practices:** Provided below is a description of interim and permanent stabilization practices, including site- specific scheduling of the implementation of the practices. Site plans will ensure that existing vegetation is preserved where attainable and disturbed portions of the site will be stabilized. Stabilization practices may include but are not limited to: temporary seeding, permanent seeding, mulching, geotextiles, sodding, vegetative buffer strips, protection of trees, preservation of mature vegetation, and other appropriate measures. Except as provided below in II.B.1 and II.B.2, stabilization measures shall be initiated **immediately** where construction activities have temporarily or permanently ceased, but in no case more than **one (1) day** after the construction activity in that portion of the site has temporarily or permanently ceases on all disturbed portions of the site where construction will not occur for a period of fourteen (14) or more calendar days.

1. Where the initiation of stabilization measures is precluded by snow cover, stabilization measures shall be initiated as soon as practicable.
2. On areas where construction activity has temporarily ceased and will resume after fourteen (14) days, a temporary stabilization method can be used.

The following stabilization practices will be used for this project:

- |  |  |
|--|--|
| <input checked="" type="checkbox"/> Erosion Control Blanket / Mulching | <input type="checkbox"/> Temporary Turf (Seeding, Class 7) |
| <input checked="" type="checkbox"/> Geotextiles                        | <input checked="" type="checkbox"/> Temporary Mulching     |
| <input checked="" type="checkbox"/> Permanent Seeding                  | <input type="checkbox"/> Vegetated Buffer Strips           |
| <input type="checkbox"/> Preservation of Mature Seeding                | <input type="checkbox"/> Other (Specify) _____             |
| <input checked="" type="checkbox"/> Protection of Trees                | <input type="checkbox"/> Other (Specify) _____             |
| <input type="checkbox"/> Sodding                                       | <input type="checkbox"/> Other (Specify) _____             |
| <input checked="" type="checkbox"/> Temporary Erosion Control Seeding  | <input type="checkbox"/> Other (Specify) _____             |

Describe how the stabilization practices listed above will be utilized during construction:

Temporary stabilization using methods listed above will be initiated within 1 working day where construction activity has ceased but will resume after 14 days.

Describe how the stabilization practices listed above will be utilized after construction activities have been completed:

Permanent native vegetation and plantings specified and designed for the project will help attenuate pollutants in storm water discharges that will occur after the construction operations have been completed.

**C. Structural Practices:** Provided below is a description of structural practices that will be implemented, to the degree attainable, to divert flows from exposed soils, store flows or otherwise limit runoff and the discharge of pollutants from exposed areas of the site. Such practices may include but are not limited to: perimeter erosion barrier, earth dikes, drainage swales, sediment traps, ditch checks, subsurface drains, pipe slope drains, level spreaders, storm drain inlet protection, rock outlet protection, reinforced soil retaining systems, gabions, and temporary or permanent sediment basins. The installation of these devices may be subject to Section 404 of the Clean Water Act.

- |  |   |
|--|---|
| <input type="checkbox"/> Aggregate Ditch                         | <input checked="" type="checkbox"/> Stabilized Construction Exits |
| <input type="checkbox"/> Concrete Revetment Mats                 | <input type="checkbox"/> Stabilized Trench Flow                   |
| <input checked="" type="checkbox"/> Dust Suppression             | <input type="checkbox"/> Slope Mattress                           |
| <input type="checkbox"/> Dewatering Filtering                    | <input type="checkbox"/> Slope Walls                              |
| <input type="checkbox"/> Gabions                                 | <input type="checkbox"/> Temporary Ditch Check                    |
| <input type="checkbox"/> In-Stream or Wetland Work               | <input type="checkbox"/> Temporary Pipe Slope Drain               |
| <input type="checkbox"/> Level Spreaders                         | <input checked="" type="checkbox"/> Temporary Sediment Basin      |
| <input type="checkbox"/> Paved Ditch                             | <input type="checkbox"/> Temporary Stream Crossing                |
| <input type="checkbox"/> Permanent Check Dams                    | <input type="checkbox"/> Turf Reinforcement Mats                  |
| <input type="checkbox"/> Perimeter Erosion Barrier               | <input type="checkbox"/> Other (Specify) _____                    |
| <input type="checkbox"/> Permanent Sediment Basin                | <input type="checkbox"/> Other (Specify) _____                    |
| <input type="checkbox"/> Retaining Walls                         | <input type="checkbox"/> Other (Specify) _____                    |
| <input checked="" type="checkbox"/> Riprap                       | <input type="checkbox"/> Other (Specify) _____                    |
| <input checked="" type="checkbox"/> Rock Outlet Protection       | <input type="checkbox"/> Other (Specify) _____                    |
| <input type="checkbox"/> Sediment Trap                           | <input type="checkbox"/> Other (Specify) _____                    |
| <input checked="" type="checkbox"/> Storm Drain Inlet Protection | <input type="checkbox"/> Other (Specify) _____                    |

Describe how the structural practices listed above will be utilized during construction:

Perimeter erosion barrier, inlet protection, and stabilized entrances (if necessary) will be installed prior to the start of construction. The combination of soil erosion and sediment controls shown on the plan set will be implemented on site and modified to reflect the current phase of construction. Dust suppression measures such as the use of water application will be employed during construction as needed should dry conditions and wind gusts create an erosion issue.

Describe how the structural practices listed above will be utilized after construction activities have been completed:

Outlet protection will be installed at the new outfalls as shown on the plans. While all temporary BMPs will be removed once construction is complete and the site has been permanently stabilized, the outfall protection is a permanent BMP and will remain in place after the site has been stabilized.

**D. Treatment Chemicals**

Will polymer flocculants or treatment chemicals be utilized on this project:  Yes  No

If yes above, identify where and how polymer flocculants or treatment chemicals will be utilized on this project.

**E. Permanent (i.e., Post-Construction) Storm Water Management Controls:** Provided below is a description of measures that will be installed during the construction process to control volume and pollutants in storm water discharges that will occur after construction operations have been completed. The installation of these devices may be subject to Section 404 of the Clean Water Act.

1. Such practices may include but are not limited to: storm water detention structures (including wet ponds), storm water retention structures, flow attenuation by use of open vegetated swales and natural depressions, infiltration of runoff on site, and sequential systems (which combine several practices).

The practices selected for implementation were determined based on the technical guidance in Chapter 41 (Construction Site Storm Water Pollution Control) of the IDOT BDE Manual. If practices other than those discussed in Chapter 41 are selected for implementation or if practices are applied to situations different from those covered in Chapter 41, the technical basis for such decisions will be explained below.

2. Velocity dissipation devices will be placed at discharge locations and along the length of any outfall channel as necessary to provide a non-erosive velocity flow from the structure to a water course so that the natural physical and biological characteristics and functions are maintained and protected (e.g., maintenance of hydrologic conditions such as the hydroperiod and hydrodynamics present prior to the initiation of construction activities).

Description of permanent storm water management controls:

Stone riprap (Class A4) with filter fabric will be installed outfall locations to minimize the velocity of any discharge. Permanent vegetation and plantings will be established per the landscaping plan.

**F. Approved State or Local Laws:** The management practices, controls and provisions contained in this plan will be in accordance with IDOT specifications, which are at least as protective as the requirements contained in the IEPA's Illinois Urban Manual. Procedures and requirements specified in applicable sediment and erosion site plans or storm water management plans approved by local officials shall be described or incorporated by reference in the space provided below. Requirements specified in sediment and erosion site plans, site permits, storm water management site plans or site permits approved by local officials that are applicable to protecting surface water resources are, upon submittal of an NOI, to be authorized to discharge under the Permit ILR10 incorporated by reference and are enforceable under this permit even if they are not specifically included in the plan.

Description of procedures and requirements specified in applicable sediment and erosion site plans or storm water management plans approved by local officials:

City of Palos Heights  
MWRDGC  
IL Environmental Protection Agency  
U.S. Environmental Protection Agency

**G. Contractor Required Submittals:** Prior to conducting any professional services at the site covered by this plan, the Contractor and each subcontractor responsible for compliance with the permit shall submit to the Resident Engineer a Contractor Certification Statement, BDE 2342A.

1. The Contractor shall provide a construction schedule containing an adequate level of detail to show major activities with implementation of pollution prevention BMPs, including the following items:

- Approximate duration of the project, including each stage of the project
- Rainy season, dry season, and winter shutdown dates
- Temporary stabilization measures to be employed by contract phases
- Mobilization time-frame
- Mass clearing and grubbing/roadside clearing dates
- Deployment of Erosion Control Practices
- Deployment of Sediment Control Practices (including stabilized cons

- Deployment of Construction Site Management Practices (including concrete washout facilities, chemical storage, refueling locations, etc.)
  - Paving, saw-cutting, and any other pavement related operations
  - Major planned stockpiling operation
  - Time frame for other significant long-term operations or activities that may plan non-storm water discharges as dewatering, grinding, etc
  - Permanent stabilization activities for each area of the project
2. During the pre-construction meeting, the Contractor and each subcontractor shall provide, as an attachment to their signed Contractor Certification Statement, a discussion of how they will comply with the requirements of the permit in regard to the following items and provide a graphical representation showing location and type of BMPs to be used when applicable:
- Temporary Ditch Checks - Identify what type and the source of Temporary Ditch Checks that will be installed as part of the project. The installation details will then be included with the SWPPP.
  - Vehicle Entrances and Exits - Identify type and location of stabilized construction entrances and exits to be used and how they will be maintained.
  - Material Delivery, Storage and Use - Discuss where and how materials including chemicals, concrete curing compounds, petroleum products, etc. will be stored for this project.
  - Stockpile Management - Identify the location of both on-site and off-site stockpiles. Discuss what BMPs will be used to prevent pollution of storm water from stockpiles.
  - Waste Disposal - Discuss methods of waste disposal that will be used for this project.
  - Spill Prevention and Control - Discuss steps that will be taken in the event of a material spill (chemicals, concrete curing compounds, petroleum, etc.)
  - Concrete Residuals and Washout Wastes - Discuss the location and type of concrete washout facilities to be used on this project and how they will be signed and maintained.
  - Litter Management - Discuss how litter will be maintained for this project (education of employees, number of dumpsters, frequency of dumpster pick-up, etc.).
  - Vehicle and Equipment Fueling - Identify equipment fueling locations for this project and what BMPs will be used to ensure containment and spill prevention.
  - Vehicle and Equipment Cleaning and Maintenance - Identify where equipment cleaning and maintenance locations for this project and what BMPs will be used to ensure containment and spill prevention.
  - Dewatering Activities - Identify the controls which will be used during dewatering operations to ensure sediments will not leave the construction site.
  - Polymer Flocculants and Treatment Chemicals - Identify the use and dosage of treatment chemicals and provide the Resident Engineer with Material Safety Data Sheets. Describe procedures on how the chemicals will be used and identify who will be responsible for the use and application of these chemicals. The selected individual must be trained on the established procedures.
  - Additional measures indicated in the plan.

### III. Maintenance:

When requested by the Contractor, the Resident Engineer will provide general maintenance guides (e.g., IDOT Erosion and Sediment Control Field Guide) to the Contractor for the practices associated with this project. Describe how all items will be checked for structural integrity, sediment accumulation and functionality. Any damage or undermining shall be repaired immediately. Provide specifics on how repairs will be made. The following additional procedures will be used to maintain, in good and effective operating conditions, the vegetation, erosion and sediment control measures and other protective measures identified in this plan. It will be the Contractor's responsibility to attain maintenance guidelines for any manufactured BMPs which are to be installed and maintained per manufacture's specifications.

All temporary sediment and erosion control measures should be repaired or replaced as soon as practicable to maintain NPDES compliance, but in no case should the repair or replacement of a BMP exceed 7 calendar days after discovery.

### IV. Inspections:

Qualified personnel shall inspect disturbed areas of the construction site including Borrow, Waste, and Use Areas, which have not yet been finally stabilized, structural control measures, and locations where vehicles and equipment enter and exit the site using IDOT Storm Water Pollution Prevention Plan Erosion Control Inspection Report, BC 2259. Such inspections shall be conducted at least once every seven (7) calendar days and within twenty-four (24) hours of the end of a storm or by the end of the following business or work day that is 0.5 inch or greater or equivalent snowfall.

Inspections may be reduced to once per month when construction activities have ceased due to frozen conditions. Weekly inspections will recommence when construction activities are conducted, or if there is 0.5" or greater rain event, or a discharge due to snowmelt occurs.

If any violation of the provisions of this plan is identified during the conduct of the construction work covered by this plan, the Resident Engineer shall notify the appropriate IEPA Field Operations Section office by email at: [epa.swnoncomp@illinois.gov](mailto:epa.swnoncomp@illinois.gov), telephone or fax

within twenty-four (24) hours of the incident. The Resident Engineer shall then complete and submit an "Incidence of Non-Compliance" (ION) report for the identified violation within five (5) days of the incident. The Resident Engineer shall use forms provided by IEPA and shall include specific information on the cause of noncompliance, actions which were taken to prevent any further causes of noncompliance, and a statement detailing any environmental impact which may have resulted from the noncompliance. All reports of non-compliance shall be signed by a responsible authority in accordance with Part VI. G of the Permit ILR10.

The Incidence of Non-Compliance shall be mailed to the following address:

Illinois Environmental Protection Agency

Division of Water Pollution Control

Attn: Compliance Assurance Section

1021 North Grand East

Post Office Box 19276

Springfield, Illinois 62794-9276

**V. Failure to Comply:**

Failure to comply with any provisions of this Storm Water Pollution Prevention Plan will result in the implementation of a National Pollutant Discharge Elimination System/Erosion and Sediment Control Deficiency Deduction against the Contractor and/or penalties under the Permit ILR10 which could be passed on to the Contractor.



# Illinois Environmental Protection Agency

1021 North Grand Avenue East • P.O. Box 19276 • Springfield • Illinois • 62794-9276 • (217) 782-3397

## Uncontaminated Soil Certification by Licensed Professional Engineer or Licensed Professional Geologist for Use of Uncontaminated Soil as Fill in a CCDD or Uncontaminated Soil Fill Operation LPC-663

Revised in accordance with 35 Ill. Adm. Code 1100, as amended by PCB R2012-009 (eff. Aug. 27, 2012)

This certification form is to be used by professional engineers and professional geologists to certify, pursuant to 35 Ill. Adm. Code 1100.205(a)(1)(B), that soil (i) is uncontaminated soil and (ii) is within a pH range of 6.26 to 9.0. If you have questions about this form, please telephone the Bureau of Land Permit Section at 217/524-3300.

This form may be completed online, saved locally, printed and signed, and submitted to prospective clean construction or demolition debris (CCDD) fill operations or uncontaminated soil fill operations.

### I. Source Location Information

(Describe the location of the source of the uncontaminated soil)

Project Name: Cal-Sag Trail Improvements & Parking Lot Office Phone Number, if available: \_\_\_\_\_

Physical Site Location (address, including number and street):

7402 Lake Katherine Drive

City: Palos Heights State: IL Zip Code: 60463

County: Cook Township: Palos

Lat/Long of approximate center of site in decimal degrees (DD.ddddd) to five decimal places (e.g., 40.67890, -90.12345):

Latitude: 41.67695 Longitude: - 87.7986  
(Decimal Degrees) (-Decimal Degrees)

Identify how the lat/long data were determined:

GPS  Map Interpolation  Photo Interpolation  Survey  Other

EDR First Report

IEPA Site Number(s), if assigned: \_\_\_\_\_ BOL: None BOW: None BOA: None

Approximate Start Date (mm/dd/yyyy): Oct 31, 2023 Approximate End Date (mm/dd/yyyy): Oct 31, 2024

Estimated Volume of debris (cu. Yd.): \_\_\_\_\_

### II. Owner/Operator Information for Source Site

Site Owner

Name: \_\_\_\_\_

Street Address: \_\_\_\_\_

PO Box: \_\_\_\_\_

City: \_\_\_\_\_ State: \_\_\_\_\_

Zip Code: \_\_\_\_\_ Phone: \_\_\_\_\_

Contact: \_\_\_\_\_

Email, if available: \_\_\_\_\_

Site Operator

Name: Christopher B. Burke Engineering, Ltd.

Street Address: 9575 West Higgins Road Suite 600

PO Box: \_\_\_\_\_

City: Rosemont State: IL

Zip Code: 60018-4920 Phone: (708) 828-5938

Contact: Mr. Stephen Sugg, PE, PTOE

Email, if available: ssugg@cbbel.com

This Agency is authorized to require this information under Section 4 and Title X of the Environmental Protection Act (415 ILCS 5/4, 5/39). Failure to disclose this information may result in: a civil penalty of not to exceed \$50,000 for the violation and an additional civil penalty of not to exceed \$10,000 for each day during which the violation continues (415 ILCS 5/42). This form has been approved by the Forms Management Center.



**III. Basis for Certification and Attachments**

For each item listed below, reference the attachments to this form that provide the required information.

- a. A Description of the soil sample points and how they were determined to be sufficient in number and appropriately located 35 Ill. Adm. Code 1100.610(a):

See attached report. Site is portion the Lake Katherine Nature Center and the Cal-Sag Channel Trail. EDR report identifies nearby property to the south on UST & SRP databases, focused NFR letter issued. Two samples collected (S-1 & S-2) represent soil to be removed from Site. All samples screened with PID and analyzed for VOCs, SVOCs, RCRA Metals, & pH.

- b. Analytical soil testing results to show that soil chemical constituents comply with the maximum allowable concentrations established pursuant to 35 Ill. Adm. Code Part 1100, Subpart F and that the soil pH is within the range of 6.25 to 9.0, including the documentation of chain of custody control, a copy of the lab analysis; the accreditation status of the laboratory performing the analysis; and certification by an authorized agent of the laboratory that the analysis has been performed in accordance with the Agency's rules for the accreditation of environmental and the scope of the accreditation [35 Ill. Adm. Code 1100.201 (g), 1100.205(a), 1100.610]:

PID readings of Background. Lab report 23-9192 indicates all parameters meet MACs for samples S-1 & S-2, except for elevated Chromium in samples S-1 & S-2, pH range of 7.65-8.01 units. Lab report 23-9520 indicates Chromium in samples S-1 & S-2 meets MAC for Chromium after SPLP analysis.


**IV. Certification Statement, Signature and Seal of Licensed Professional Engineer or Licensed Professional Geologist**

I, Brian K. Walker (name of licensed professional engineer or geologist) certify under penalty of law that the information submitted, including but not limited to, all attachments and other information, is to the best of my knowledge and belief, true, accurate and complete. In accordance with the Environmental Protection Act [415 ILCS 5/22.51 or 22.51a] and 35 Ill. Adm. Code 1100.205(a), I certify that the soil from this site is uncontaminated soil. I also certify that the soil pH is within the range of 6.25 to 9.0. In addition, I certify that the soil has not been removed from the site as part of a cleanup or removal of contaminants. All necessary documentation is attached.

***Any person who knowingly makes a false, fictitious, or fraudulent material statement, orally or in writing, to the Illinois EPA commits a Class 4 felony. A second or subsequent offense after conviction is a Class 3 felony. (415 ILCS 5/44(h))***

Company Name: Testing Service Corporation  
Street Address: 360 S. Main Place  
City: Carol Stream State: IL Zip Code: 60188  
Phone: (630) 784-4012

Brian K. Walker  
Printed Name:

  
Licensed Professional Engineer or  
Licensed Professional Geologist Signature:

Oct 30, 2023  
Date:



**Metropolitan Water Reclamation District of Greater Chicago**

100 EAST ERIE STREET

CHICAGO, ILLINOIS 60611-3154

312.751.5600

12/20/2023

Luke Sherry,  
Christopher B. Burke Engineering, Ltd.  
9575 W. Higgins Road, Suite 600,  
Rosemont, IL 60018  
E-mail: lsherry@cbbel.com

Dear Mr. Sherry:

Subject: WMO Permit Application No.: 2023-0349      Review Letter No.: 1  
Name of Project: Cal-Sag Trail Link & Parking Improvement Project  
Municipality: City of Palos Heights

Review of the subject permit application, plan set, and supporting documents has been completed. The comments listed below must be addressed prior to issuance of a permit.

**General Comments:**

1. Please note that it is the responsibility of the design engineer to inform and obtain approval from the Permittee and Co-Permittee for all plan revisions requested in the letter below.
2. Resubmittals for this permit application and all new applications should now be submitted using WPASS.
  - 1) New applications can be started using the following link <https://mwrld.app/form/?fid=20>. Instructions for filling out the forms on the new system can be found at the link <https://mwrld.org/wpPASS>.
  - 2) Please continue to check the MWRD WMO website <https://mwrld.org/wmo> for updates as they are provided. If you have any questions or concerns, please reach out to your reviewer.
3. Retention-based practices are proposed for this project, please confirm that the sites do not have subsurface contamination.
4. Please update the provided soil boring report and/or narratives to include a statement from the geotechnical engineer indicating the estimated SHGWT and the basis for that estimate.
5. Additional comments may follow after these comments are successfully addressed.

**Permit Application:**

6. Schedule D:
  - 1) Item 1. It appears that the 0.19 ac of upstream tributary area is within the same contiguous ownership interest area, the 0.19 ac of upstream tributary area is considered as 'onsite'. Please update Item 1B and leave Item 1C blank.

- 2) Item 2G. The current volume control design does not match the WMO standard. Please see comment #9 below.
7. Schedule P: Item 2. Please check off the boxes for 'Entrance/Exit Control' and 'Double-Row Silt Fence'. Volume control facilities must be protected with a double-row of silt fence (or equivalent measure) during construction. The two rows of silt fence should be placed at least 5 feet apart and must follow the Illinois Urban Manual standards.

**Plans:**

8. Cover Sheet: Location Map/ Routing map: Provide a sewer routing map and show the path of storm sewer from the project site to the nearest waterway. Label the size and ownership of the storm sewer outlet.
9. Typical Section: Show the required 4-in underdrain on the proposed typical section detail. Call out the underdrain invert elevation and the SHGWT. The underdrain needs 2-inches of stone bedding beneath it. Please keep this underdrain out of the soil media layer to prevent clogging (legend 19 – aggregate base is not shown/called out on the detail). Please refer to MWRD Typical Volume control Storage Below Detention Basin detail.
10. Existing Conditions and Removal Plan: Please note that there is a MWRD TARP Deep Tunnel running along the Cal-Sag Trail. Show this Deep Tunnel in the plan view.
11. Proposed Plan and Profile 1:
  - 1) It appears that the proposed bioswales are not used to comply with WMO volume control requirements or DRC requirements. Show and call out the boundary of the proposed bioswale. Label it as 'locally required green infrastructure.'
  - 2) Please revise the provided DRC volume from 2,993 CF to 3,824 CF (28,607 gal) to match the issued GI permit 2022-4001. Please note that 2,495 CF (18,668 gal) was required under GI permit 22-4001.
12. The permeable paver cross-sectional detail from GI permit 22-4001 shows an underdrain. Show these underdrains and how they will connect to the storm sewer system in plan view. Proposed Grading Plan: Please show and call out the rim elevations of the proposed storm structures.
13. Construction Details:
  - 1) Please remain consistent with the size of the orifice plate. It is shown as 2.70 in on the utility plan. It is shown as 2.60 in on the detail and Schedule D.
  - 2) Due to the restrictor small size (<4 inches), please provide a removable hood/snout over the restrictor plate to prevent clogging.
  - 3) Include a detail drawing for the proposed permeable paver pavement.
14. Please provide a soil erosion and sediment control (SESC) stormwater pollution prevention plans (SWPPP) drawing. Show the locations of all the SESC practices to be installed on plan. Inlet filters should be installed on any open lid storm structures. If there will be any concrete poured provide a concrete washout station. Please also include the Illinois Urban Manual detail drawing of all SESC practices in the plans. Include a sequence of major construction activities and any SESC maintenance notes on the SWPPP.
15. Drainage Exhibit:
  - 1) Verify the plot scale of the drainage exhibit. It appears that the plot scale is around 1" =60' instead of 1" =120' shown on the title block.
  - 2) The 0.31 ac of HMA pavement is considered as 'maintenance activity' instead of 'non-qualified development'. Please revise the legend from 'non-qualified development' to 'maintenance area'.
  - 3) Revise the drainage exhibit to show the 0.19 ac of upstream tributary area.

16. Maintenance monitoring exhibit. Call out the detention/volume control facility on the maintenance and monitoring exhibit.

### **Stormwater Report**

17. The cover page must be signed, dated, and sealed by the Professional Engineer of record.

18. The calculations should be consistent with the permit application (Schedule D) and the plan set.

Please resubmit electronic versions of the revised permit application, plan set, supporting documents, and an itemized response letter, addressing each comment above, within 30 days. Permit applications will not be kept open indefinitely. The permit application may be canceled by the District if a resubmittal has not been received within 90 days, following the first review letter (WMO §1401.3.B). In addition, the permit application may be canceled by the District if meaningful compliance progress is not made within 180 days following the first review letter.

If there are any questions, please email me at [WangA@mwr.org](mailto:WangA@mwr.org).

Respectfully,

*Anqi Wang*

Anqi Wang

Associate Civil Engineer



# WATERSHED MANAGEMENT PERMIT

## METROPOLITAN WATER RECLAMATION DISTRICT OF GREATER CHICAGO

LOCAL SEWER SYSTEMS SECTION  
111 EAST ERIE STREET, CHICAGO, IL 60611  
[www.mwrd.org/wmo](http://www.mwrd.org/wmo)

### INSTRUCTIONS FOR COMPLETING PERMIT FORM

Submit a signed copy of the Watershed Management Permit application electronically through the Watershed Management Ordinance Permit Application Submittal System (WPASS) at [www.mwrd.org/wpass](http://www.mwrd.org/wpass). Include any other applicable permit schedules with the application and check the appropriate boxes. Submit a signed and sealed copy of the plan set. If applicable, submit the Fee Payment Voucher and Payment Receipt. Payments can be mailed to the address at the top of this form or submitted electronically at <https://mwrd.org/form/lsss-payment>. For any questions or assistance with submitting the permit application please email us at [wpass@mwrd.org](mailto:wpass@mwrd.org) or call (312) 751-3255.

### NAME AND LOCATION OF PROJECT

Name of Project (as shown on the plan set): Cal-Sag Trail Link & Parking Improvement Project

Location of Project (address or with respect to two major streets): 7402 Lake Katherine Drive, Palos Heights, IL 60463

Municipality (Township, if unincorporated): City of Palos Heights

PIN (include all impacted, use additional sheet if necessary): 23 - 24 - 406 - 025 - 0000 , 23 - 24 - 401 - 002 - 0000  
23 - 24 - 406 - 026 - 0000 , 23 - 24 - 300 - 120 - 0000

### SEWER AREA OF PROJECT

- Combined Sewer Area  Separate Sewer Area

### APPLICABLE PERMIT SCHEDULES

- |   |                       |               |
|---|-----------------------|---------------|
| <input checked="" type="checkbox"/> Project Information (Required for all projects)               | WMO Schedule A        | (Page 5 of 9) |
| <input checked="" type="checkbox"/> Sewer Summary (Required for all projects)                     | WMO Schedule B        | (Page 6 of 9) |
| <input checked="" type="checkbox"/> Sewer Connections (Required for all projects)                 | WMO Schedule C        | (Page 7 of 9) |
| <input checked="" type="checkbox"/> Detention & Stormwater Management Facilities (WMO)            | WMO Schedule D        | (2 Pages)     |
| <input type="checkbox"/> Detention & Stormwater Management Facilities (Legacy)                    | WMO Schedule D-Legacy | (4 Pages)     |
| <input type="checkbox"/> Public Lift Station and/or Force Main                                    | WMO Schedule E        | (2 Pages)     |
| <input type="checkbox"/> Characteristics of Waste Discharge                                       | WMO Schedule F        | (2 Pages)     |
| <input type="checkbox"/> Treatment or Pretreatment Facilities                                     | WMO Schedule G        | (2 Pages)     |
| <input type="checkbox"/> Hazard Areas (Floodplain / Floodway /Riparian Areas)                     | WMO Schedule H        | (2 Pages)     |
| <input type="checkbox"/> Affidavit Relative to Compliance with Article 7                          | WMO Schedule J        | (1 Page)      |
| <input type="checkbox"/> Affidavit of Disclosure of Property Interest                             | WMO Schedule K        | (2 Pages)     |
| <input type="checkbox"/> Notice of Requirements for Storm Water Detention                         | WMO Schedule L        | (2 Pages)     |
| <input checked="" type="checkbox"/> Outfall, Direct Connection, District Owned or Leased Property | WMO Schedule O        | (1 Page)      |
| <input checked="" type="checkbox"/> Soil Erosion and Sediment Control                             | WMO Schedule P        | (1 Page)      |
| <input type="checkbox"/> Recording and Maintenance  | WMO Schedule R        | (2 Pages)     |
| <input type="checkbox"/> Wetlands and Wetland Buffer Areas  | WMO Schedule W        | (2 Pages)     |
| <input type="checkbox"/> Current Survey of Property Interests (Required for most projects)        | Exhibit A             |               |

### DISTRICT or AUTHORIZED MUNICIPALITY USE ONLY

Application Received: 12/01/2023 Permit Issued: \_\_\_\_\_

PERMIT ISSUED BY:  DISTRICT  Authorized Municipality

# WMO PERMIT

## GENERAL CONDITIONS

WMO Permit Number: 2023-0349

1. **Definitions.** The definitions of Appendix A of the Watershed Management Ordinance are incorporated into this Watershed Management Permit by reference. Additionally, the following words and phrases shall be defined as follows:
  - a) **Building and Occupancy Permit.** Building and Occupancy Permit issued by the Municipality.
  - b) **Design Engineer.** A Professional Engineer who prepares plans and specifications for the project, and signs the Watershed Management Permit Application.
  - c) **Inspection Engineer.** A Professional Engineer who inspects the development to ensure compliance with the design plans, specifications, a Watershed Management Permit, and the Watershed Management Ordinance.
  - d) **Permit.** Watershed Management Permit.
  - e) **General Conditions.** General Conditions contained in a Watershed Management Permit.
  - f) **Special Conditions.** Special Conditions of this Watershed Management Permit.
2. **Adequacy of Design.** The schedules, plans, specifications and all other data and documents submitted for this Permit are made a part hereof. The Permit shall not relieve the Design Engineer of the sole responsibility for the adequacy of the design. The issuance of this Permit shall not be construed as approval of the concept or construction details of the proposed facilities and shall not absolve the Permittee, Co-Permittee or Design Engineer of their respective responsibilities.
3. **Joint Construction and Operation Permits.** Unless otherwise stated by the Special Conditions, the issuance of this Permit shall be a joint construction and operation permit, provided that the Permittee or Co-Permittee has complied with all General and Special Conditions.
4. **Allowable Discharges.** Discharges into the Sanitary Sewer system constructed under this Permit shall consist of sanitary Sewage only. Unless otherwise stated by the Special Conditions, there shall be no discharge of industrial wastes under this Permit. Stormwater shall not be permitted to enter the Sanitary Sewer system. Without limiting the general prohibition of the previous sentence, roof and footing drains shall not be connected to the Sanitary Sewer system.
5. **Construction Inspection.** All erosion and sediment control facilities, Stormwater Facilities, Detention Facilities, and Qualified Sewer Construction shall be inspected and approved by an Inspection Engineer acting on behalf of the Permittee or the Owner of the

project, or by a duly authorized and competent representative of the Inspection Engineer. No sewer trenches shall be backfilled except as authorized by the Inspection Engineer after having inspected and approved the sewer installation.

6. **Maintenance.** Stormwater Facilities, Detention Facilities, Qualified Sewer Construction, Sanitary Sewer lines, Combined Sewer lines, systems or facilities constructed hereunder or serving the facilities constructed hereunder shall be properly maintained and operated at all times in accordance with all applicable requirements. It is understood that the responsibility for maintenance shall run as a joint and several obligation against the Permittee, the Co-Permittee, the property served, the Owner and the operator of the facilities, and said responsibility shall not be discharged nor in any way affected by change of ownership of said property, unless the District has authorized assignment of the permit.
7. **Indemnification.** The Permittee shall be solely responsible for and shall defend, indemnify and hold harmless the Metropolitan Water Reclamation District of Greater Chicago ("District", "MWRD", or "MWRDGC") and its Commissioners, officers, employees, servants, and agents from liabilities of every kind, including losses, damages and reasonable costs, payments and expenses (such as, but not limited to, court costs and reasonable attorneys' fees and disbursements), claims, demands, actions, suits, proceedings, judgments or settlements, any or all of which are asserted by any individual, private entity, or public entity against the District and its Commissioners, officers, employees, servants, or agents and arise out of or are in any way related to the issuance of this Permit. Without limiting the generality of the preceding sentence, the provisions of this paragraph shall extend to indemnify and hold harmless the District and its Commissioners, officers, employees, servants, and agents from any claims or damages arising out of or in connection with the termination or revocation of this Permit.

The Permittee shall be solely responsible for and shall defend, indemnify and hold harmless an Authorized Municipality and its elected officials, officers, employees, servants, and agents from liabilities of every kind, including losses, damages and reasonable costs, payments and expenses (such as, but not limited to, court costs and reasonable attorneys' fees and disbursements), claims, demands, actions, suits, proceedings, judgments or settlements, any or all of which are asserted by any individual, private entity, or public entity against the Authorized Municipality and its elected officials, officers, employees, servants, or agents and arise out of or are in any way related to the issuance of this Permit. Without limiting the generality

# WMO PERMIT

## GENERAL CONDITIONS

WMO Permit Number: 2023-0349

of the preceding sentence, the provisions of this paragraph shall extend to indemnify and hold harmless the Authorized Municipality and its elected officials, officers, employees, servants, and agents from any claims or damages arising out of or in connection with the termination or revocation of this Permit.

8. **Sewer Construction by District.** Permittee understands and acknowledges that the District has the right and power to construct and extend sewer service facilities and render such services within the area to be served by the project for which this Permit is issued, and that by the District constructing and extending such sewer service facilities and rendering such services, the facilities constructed by the Permittee under this Permit may decrease in value, become useless or of no value whatsoever, the Permittee may also sustain a loss of business, income and profits.

Therefore, by accepting this Permit and acting thereon, the Permittee, for itself, its successors and assigns, does remise, release and forever discharge the District and its Commissioners, officers, employees, servants, and agents of any and all claims whatsoever which Permittee may now have or hereafter acquire and which Permittee's successors and assigns hereafter can, shall, or may have against the District and its Commissioners, officers, employees, servants, and agents for all losses and damages, either direct or indirect, claimed to have been incurred by reason of the construction or extension at any time hereafter by the District of sewer service facilities in the service area contemplated by this Permit, the rendering of such services, which District facilities and services decrease the value of the facilities constructed by the Permittee under this Permit, make same useless or of no value whatsoever, including but not limited to, any and all damages arising under 70 ILCS 2605/19; the taking of private property for public use without due compensation; the interference with the contracts of Permittee; the interference with Permittee's use and enjoyment of its land; and the decrease in value of Permittee's land.

9. **Third Parties.** Regarding Qualified Sewer Construction, this Permit does not grant the right or authority to the Permittee: (a) to construct or encroach upon any lands of the District or of any other parties, (b) to construct outside of the territorial boundaries of the District except as allowed under an extraterritorial service agreement, (c) to construct or encroach upon the territorial boundaries of any units of local government within the District, (d) to connect to or discharge into or be served by (directly or indirectly) any sewer or sewer system owned or operated by third parties.

10. **Costs.** It is expressly stipulated and clearly understood that the Stormwater Facilities, Detention Facilities, Qualified Sewer Construction, or facilities for which the Permit is issued shall be constructed, operated and maintained at no cost to the District.
11. **Other Sewer Construction.** The District reserves the right, privilege and authority to permit others to reconstruct, change, alter and replace all sewers and appurtenances thereto at the point of connection of any sewerage system to a District interceptor and/or in public right-of-ways of District easements, and to introduce additional Sewage flow through this connection into the intercepting sewer of said District.
12. **Change of Use.** This Permit shall be incorporated in the Building and Occupancy Permit for the Building or Buildings served under this Permit. The Owner or occupant of any Building served under this Permit shall not cause, or permit, a change of use of the Building to a use other than that indicated in this Permit without first having obtained a written permission from the Executive Director of the District.
13. **Interceptors Overloading.** The District hereby serves notice that its interceptors may flow full and may surcharge, and flooding of the proposed system may occur. The Permittee agrees that the proposed systems shall be constructed, operated and maintained at the sole risk of the Permittee.
14. **Transferability.** This Permit may not be assigned or transferred without the written consent of the Executive Director of the District or Enforcement Officer of an Authorized Municipality. However, a Sole Permittee may be required to assign or transfer the Permit when divesting itself of ownership to a third-party and should notify the District prior to such divestment so that the District may determine whether assignment to the new owner is necessary.
15. **Termination.** The District has the right to enforce or revoke a Permit issued by either the District or an Authorized Municipality as outlined in Article 12 of the Watershed Management Ordinance.

It is understood and agreed that in the event the Permittee shall default on or fail to perform and carryout any of the covenants, conditions or provisions of this Permit and such default or violation shall continue for sixty (60) days after receipt of notice thereof in writing given by the Executive Director of the District, then it shall be lawful for the District at or after the expiration of said sixty (60) days to declare said Permit terminated. The Permittee agrees that immediately upon receipt of written notice of such termination it will stop all operations, discontinue any discharges and disconnect the sewerage system or facilities constructed under this Permit. If the

# WMO PERMIT

## GENERAL CONDITIONS

WMO Permit Number: 2023-0349

Permittee fails to do so, the District shall have the right to disconnect said system. The Permittee hereby agrees to pay for any costs incurred by the District for said disconnection.

16. **Rights and Remedies.** The various rights and remedies of the District contained in this Permit shall be construed as cumulative, and no one of them shall be construed as exclusive of any one or more of the others or exclusive of any other rights or remedies allowed by applicable rules, regulations, ordinances and laws. An election by the District to enforce any one or more of its rights or remedies shall not be construed as a waiver of the rights of the District to pursue any other rights or remedies provided under the terms and provisions of this Permit or under any applicable rules, regulations, ordinances or laws.
17. **Expiration.** This Permit shall expire if construction has not started within one (1) year from the date of issue. Construction under an expired Permit is deemed construction without a Permit. All construction under this Permit shall be completed within three (3) years after the date of permit issuance. If conditions so warrant, an extension may be granted. For publicly financed projects (e.g. special assessments) the one (1) year period indicated will be considered from the date of final court action.
18. **Revocation.** In issuing this Permit, the District or Authorized Municipality has relied upon the statements and representations made by the Permittee or his agent. Any incorrect statements or representations shall be cause for revocation of this Permit, and all the rights of the Permittee hereunder shall immediately become null and void.
19. **Advance Notice.** The Permittee shall give the District or Authorized Municipality advance notice of at least two working days prior to the following: mobilization and installation of Erosion and Sediment Control Practices; commencement of construction; excavation for Qualified Sewer Construction; Major Stormwater Systems and Detention Facilities under this Permit; and completion of construction. When advance notice is given, the Permittee shall provide the Permit number, municipality and location.
20. **Compliance with Plans and Specifications.** All construction shall be in accordance with the plans and specifications submitted for this Permit and made a part hereof. No changes in, or deviation from the plans and specifications which affect capacity, maintenance, design requirements, service area or Permit requirements shall be permitted unless revised plans have been submitted to, and approved by the District or Authorized Municipality. The Permit together with a set of the plans and specifications (revised plans and specifications, if any) shall be kept on the jobsite at all times during construction and until final inspection and approval by the District or Authorized Municipality.
21. **Testing and Approval.** All construction under this Permit shall be subject to inspection, testing and approval by the District. All testing shall be made, or caused to be made, by the Permittee at no cost to the District and in the presence of the District representative. Upon satisfactory completion of construction, the Permittee and the owner shall submit, or cause to be submitted, a completion certificate and request for approval on the form prescribed by the District. No sewer or other facilities shall be put in service until all the conditions of the Permit have been satisfactorily met.
22. **Record Drawings.** Before final inspection and approval by the District or an Authorized Municipality, the Permittee shall furnish, or cause to be furnished to the District or an Authorized Municipality, a set of Record drawings and Schedule R for the site stormwater plan, Detention Facilities, Stormwater Facilities, and Qualified Sewer Construction.
23. **Compliance with Rules and Regulations.** The Permittee hereby expressly assumes all responsibilities for meeting the requirements of all applicable rules, regulations, ordinances and laws of Local, State and Federal authorities. Issuance of this Permit shall not constitute a waiver of any applicable requirements.
24. **Severability.** The provisions of this Permit are severable, and if any provision of this Permit, or the application of any provision of this Permit, is held invalid, the remaining provisions of this Permit shall continue in full force and effect.
25. **Property Rights.** This Permit does not convey any property rights of any sort, or any exclusive privilege.
26. **Conflict with Other Conditions.** In the case of conflict between these General Conditions and any other condition(s) in this permit, the other condition(s) shall govern.



**WMO SCHEDULE A  
PROJECT INFORMATION**

Watershed Management Permit No. 2023-0349

1. **NAME OF PROJECT** Cal-Sag Trail Link & Parking Improvement Project  
(as shown on the plans)

2. **APPURTENANCES** (check all applicable items)

- Siphon                       Drop Manholes                       Public Lift Station     Outfalls
- (Submit Sch. E)                      (Submit Sch. O)
- Stream Crossing     Direct Connections to District → Describe \_\_\_\_\_

**3. RECEIVING SANITARY/COMBINED SEWER SYSTEM**

A. System that project will connect to is:

- Existing                       Proposed /Under Construction → District Permit # \_\_\_\_\_

List owners of all sewers from project to District interceptor \_\_\_\_\_

**4. RECEIVING STORM SEWER SYSTEM TRIBUTARY TO WATERWAY**

A. System that project will connect to is:

- Existing                       Proposed /Under Construction → District Permit # \_\_\_\_\_

List owners of all sewers from project to waterway City of Palos Heights - Cal-Sag Channel

**5. EXISTING LIFT STATION**

- No     Yes → Receiving system includes existing lift station

If yes, indicate location \_\_\_\_\_

**6. FLOOD PROTECTION AREAS**

Does any part of the project area involve the following? (check all applicable items)

- Floodplain/Floodway/Riparian                       Wetlands/Buffers/Riparian
- (Schedule H)                      (Schedule W)

**7. SIZE OF PROJECT**

Impervious area within project

- |   |   |
|---|---|
| A. Total contiguous ownership interest <u>82.36</u> acres | C. Before development <u>0.00</u> acres |
| B. Development Area <u>1.26</u> acres                     | D. After development <u>0.28</u> acres  |

**8. STORMWATER MANAGEMENT**

A. Is project in the service area of a District permitted detention facility?

- No                       Yes → District Permit No. \_\_\_\_\_

B. Is stormwater management provided under this permit?

- No                       Yes → Required by:  District                       Other
- (Submit Sch. D)

C. Type of stormwater management

- Runoff Control                       Volume Control                       Detention Storage

# WMO SCHEDULE B

## SEWER SUMMARY

Watershed Management Permit No.

2023-0349

PROJECT NAME: Cal-Sag Trail Link & Parking Improvement Project

(as shown on the plans)

1. **SEWER SUMMARY:** Include all qualified sewer construction sewers (Sanitary sewers in combined and separate sewer areas and Storm sewers in combined sewer area) and their tributary type: Sanitary (San), Combined (C), Storm to Combined (SC), Storm to Waterway (SW), or Storm part of Volume Control (SVC)

Tributary Type	Choose an Choose one	Choose an Choose one	Choose an Choose one	Choose an Choose one	Choose Choose one	Choose an Choose one	Choose Choose one
Pipe Size (in.)							
Total Length (ft.)							
Min. slope used (%)							
Pipe Material *							
Total Manholes							
Total Cleanouts							
Catch Basin/Inlets							

\* Pipe material and joint specifications must be shown on plans. See Technical Guidance Manual for acceptable specifications.

Sewer construction in floodplain:  No  Yes → FPE \_\_\_\_\_ ft.

Sanitary Manholes in floodplain \_\_\_\_\_

Note: All structures shall have lids located above the FPE or be constructed with watertight, bolt down covers/lids.

2. **NATURE OF PROJECT** (Check all that apply)

Brief description Recreational path and parking improvements

- Publicly financed  Sewer extension to serve future development
- Sewer system serving a subdivision  Storm sewers in combined sewer area
- Off-site trunk sewer to serve subdivision  Service connections to serve buildings (Sch. C)
- Other \_\_\_\_\_

3. **SEWER EXTENSIONS**

Identify proposed project designed to service future connections (not included in Schedule C). Check the appropriate box and submit service area map and estimate of population equivalent (PE) to be served.

- NO  YES →  Service area map
- P.E. estimate submitted

# WMO SCHEDULE C

Watershed Management Permit No. 2023-0349

## SEWER CONNECTIONS

(FILL OUT ALL SECTIONS THAT APPLY)

### 1. BUILDING CONNECTION DATA

#### A. RESIDENTIAL BUILDINGS

<input type="checkbox"/> Single Family	Total dwelling units *	_____	
	Number of sewer connections *	_____	PE** _____
<input type="checkbox"/> Multi Family	Total dwelling units *	_____	
	Number of sewer connections *	_____	PE** _____

#### B. COMMERCIAL & RECREATIONAL BUILDINGS

<input type="checkbox"/> Number of sewer connections	_____	PE** _____
--	-------	------------

#### C. INDUSTRIAL BUILDINGS

<input type="checkbox"/> Number of sewer connections	_____	PE** _____
--	-------	------------

\* Each sanitary line exiting a building is a connection

\*\* Population Equivalent (Submit calculations for each connection and total from all connections)

### 2. BUILDING USE - (Check all that apply)

#### A. COMMERCIAL & RECREATIONAL

Describe use of buildings, including principal product(s) or activities \_\_\_\_\_

<input type="checkbox"/> Food preparation or processing (install grease separator)	<input type="checkbox"/> Laundromat (install lint basin)
<input type="checkbox"/> Swimming pool (provide pool plans)	<input type="checkbox"/> Auto service (install triple basin)
<input type="checkbox"/> Manufacturing (describe) _____	<input type="checkbox"/> Auto wash (install mud basin)
<input type="checkbox"/> Other _____	

#### B. INDUSTRIAL BUILDINGS

Describe use of buildings, including principal product(s) or activities \_\_\_\_\_

<input type="checkbox"/> Sewer connections will receive domestic sewage only
<input type="checkbox"/> Industrial waste is produced

**NOTE:** If industrial waste is produced, submit WMO Schedule F & WMO Schedule G and plumbing plans along with flow diagram for pretreatment system.

**SCHEDULE D**

WMO Permit Number: 2023-0349

**STORMWATER MANAGEMENT FACILITIES**

**NAME OF PROJECT:** Cal-Sag Trail Link & Parking Improvement Project

*(Submit a separate Schedule D for each stormwater facility, as needed)*

**1. RUNOFF REQUIREMENTS:** Submit calculations and an exhibit that delineates the 100-year critical storm conveyed by the major stormwater system including cross-sections indicating the HGL at critical points (e.g. overflow weirs)

- A. Method used to calculate the 100-year peak design runoff rate:  
 Hydrologic model       Rational Method →  $i_{100\text{-year}}$  11.69 in/hr
- B. Onsite tributary area to the major stormwater system 0.52 C or CN \_\_\_\_\_, 1.45 acres
- C. Offsite tributary area to the major stormwater system \_\_\_\_\_ C or CN \_\_\_\_\_, \_\_\_\_\_ acres
- D. Total tributary area to the major stormwater system 0.52 C or CN \_\_\_\_\_, 1.45 acres
- E. Ratio of offsite to onsite tributary area \_\_\_\_\_
- F. Time-of-concentration \_\_\_\_\_ 7.14 minutes
- G. 100-year peak design runoff rate \_\_\_\_\_ 8.81 cfs
- H. Capacity of major stormwater system discharging offsite \_\_\_\_\_ 135.76 cfs
- I. Offsite discharge location of the major stormwater system:  
 ROW/drainage easement     Adjacent property *(submit calculations to comply with §502.3.B)*
- J. Type and location of major stormwater system: 128-ft wide overflow weir in basin
- K. Building lowest entry elevation(s) are located at least 1 foot above the adjacent HGL:  
*(Submit calculations and cross-sections showing the lowest entry elevation(s) and adjacent HGL)*  
 Yes     No *(for existing buildings located within the property holdings, submit acknowledgment)*

**2. VOLUME CONTROL REQUIREMENTS:** Submit calculations and a detail for the volume control facility including a cross-section indicating relevant elevations and the seasonal high groundwater table (SHGWT).

- A. Does the site have any restrictive covenants related to environmental conditions (e.g., NFR letter)?  
 No     Yes → Explain: \_\_\_\_\_
- B. Site constraint(s) that precludes the use of onsite retention-based practices *(submit documentation)*:  
 None     SHGWT     Contaminated Soil     Other: \_\_\_\_\_
- C. Proposed impervious area of development \_\_\_\_\_ 0.28 acres
- D. Gross volume control storage (2.C / 12) \_\_\_\_\_ 0.023 ac-ft
- E. The onsite gross volume control storage may be reduced when a site constraint is present:
  - 1. Existing impervious area within development \_\_\_\_\_ acres
  - 2. VC storage reduction (5)(2.D)[1 - (2.C / 2.E.1)] \_\_\_\_\_ ac-ft
- F. Required volume control storage (2.D - 2.E.2) \_\_\_\_\_ 0.023 ac-ft
- G. Provided volume within retention-based practice \_\_\_\_\_ 0.035 ac-ft
- H. Volume control facility (*\*only when a site constraint is present*)
  - Retention-based practice → Type of practice: Storage below NWL of detention basin
  - Flow-through practice\* → Type of practice: \_\_\_\_\_
  - Detention Storage\* → Type of facility: \_\_\_\_\_
  - Offsite retention-based practice\* → WMO Permit Number: \_\_\_\_\_
- I. Designed as an offsite retention-based practice:  
 No     Yes → Impervious runoff volume tributary to facility \_\_\_\_\_ ac-ft

# SCHEDULE D

WMO Permit Number: 2023-0349

## STORMWATER MANAGEMENT FACILITIES

**3. DETENTION REQUIREMENTS:** Submit calculations and an exhibit that includes a cross-section of the detention facility and a detail of the control structure, and delineates the tributary, unrestricted, depressional storage, and bypass areas with the acreage and curve number indicated.

A. Watershed specific release rate ( <i>Appendix B</i> ).....	<u>0.30</u>	cfs/ac
B. Detention service area .....	<u>1.26</u>	acres
C. Gross allowable release rate .....	<u>0.38</u>	cfs
D. Unrestricted area..... CN <u>N/A</u> ,	<u>0.00</u>	acres
E. Unrestricted release rate ( <i>100-year, 24-hour storm</i> ).....	<u>0.00</u>	cfs
F. Depressional storage release rate adjustment ( <i>100-year, 24-hour storm</i> ).....	<u>0.00</u>	cfs
G. Net allowable release rate ( <i>3.C - 3.E - 3.F</i> ).....	<u>0.38</u>	cfs
H. Control structure (restrictor) information:		
1. Diameter..... <u>2.60</u> in	2. Actual Release Rate.....	<u>0.38</u> cfs
3. <i>C<sub>d</sub></i> ..... <u>0.61</u>	4. HWL.....	<u>601.50</u> ft
5. Type <u>Restrictor Plate</u>	6. Invert elevation.....	<u>597.00</u> ft
I. Method used to determine the required detention volume:		
<input type="checkbox"/> Hydrologic Model	<input checked="" type="checkbox"/> Nomograph	
J. Time-of-concentration.....	<u>7.14</u>	minutes
K. Area detained ( <i>include trade areas</i> )..... CN <u>82.73</u> ,	<u>1.26</u>	acres
L. Adjusted CN ( <i>when onsite retention-based practices are provided</i> ).....	<u>79.97</u>	
M. Required detention volume at actual release rate ( <i>3.H.2</i> ).....	<u>0.334</u>	ac-ft
N. Provided detention volume at HWL ( <i>3.H.4</i> ).....	<u>0.575</u>	ac-ft
O. Drawdown time.....	<u>46</u>	hours
P. Type of stormwater detention facility: <u>Native-planted above-ground facility</u>		
Q. Designed as an offsite detention facility:		
<input checked="" type="checkbox"/> No	<input type="checkbox"/> Yes → Runoff volume tributary to facility.....	_____ ac-ft

**4. OFFSITE DETENTION REQUIREMENTS:** This item is only applicable when the development utilizes an offsite detention facility to comply with the detention requirements.

A. Site limitation(s) that precludes the use of an onsite detention facility ( <i>submit justification</i> ):		
<input type="checkbox"/> Floodway	<input type="checkbox"/> Shallow Bedrock	<input type="checkbox"/> Other: _____
B. Area requiring detention .....	CN _____ ,	_____ acres
C. Runoff volume from area to be detained offsite.....		_____ ac-ft
D. WMO Permit Number for offsite detention facility.....		_____

Engineering Firm: Christopher B. Burke Engineering, Ltd.



Name: Luke J. Sherry Phone: 847-823-0500  
 Title: Senior Water Resources Engineer Email: lsherry@cbbel.com  
 Signature: *Luke J. Sherry* Date: 11/29/23

**WMO SCHEDULE O  
OUTFALL, DIRECT CONNECTIONS TO DISTRICT FACILITIES, AND IMPACTS TO  
DISTRICT OWNED OR LEASED PROPERTY**

INSTRUCTIONS: Use only for direct connections to District facilities outside the City of Chicago (City), direct discharge into waterways outside the City, or developments impacting District owned or leased property outside the City. Submit typed forms in **quadruplicate**, complete all information or indicate non-applicability, submit **two** copies of location map, plot plan, direct connection, and/or outfall details. (Additional material, such as plans and profiles, design report, specifications, calculations etc, which will describe the project more adequately, is desirable and may be required.)

Note: Written approval from the District shall be obtained prior to entering any District facilities including, but not limited to: TARP and interceptor manholes.

**1. NAME AND LOCATION**

Name of project (as shown on Plans): Cal-Sag Trail Link & Parking Improvement Project

Location: City of Palos Heights Receiving District WRP/Lift Station Stickney

**2. TYPE OF CONNECTION**

A. Authorization is requested for connection to:

- District interceptor facility  District TARP facility
- Discharge into receiving water with new or reconstructed outfall. Indicate new or reconstructed: \_\_\_\_\_
- District owned reservoir or other facility (pump station, water reclamation facility, etc).

Describe: \_\_\_\_\_

B. Nature of discharge to District facility:

- Sanitary sewage  Stormwater  Other (describe): \_\_\_\_\_

Location of facility: \_\_\_\_\_

Structure Name and No. \_\_\_\_\_ Contract No. \_\_\_\_\_

**3. OUTFALLS**

A. Nature of discharge into receiving water

- Stormwater  Cooling/process water or treatment system effluent (describe): \_\_\_\_\_
- Other (describe) \_\_\_\_\_

Name of receiving waterway: \_\_\_\_\_

Location of outfall: \_\_\_\_\_

Indicate nearest street and bank (e.g. N,S,E,W) of waterway

Owner: \_\_\_\_\_ Invert elevation: (NAVD 88) \_\_\_\_\_ (CCD) \_\_\_\_\_ Size \_\_\_\_\_ Material \_\_\_\_\_

For discharge to Lake Michigan, indicate water quality measures provided: \_\_\_\_\_

Note: Submit outfall detail with all pertinent elevations. The detail should show the waterway section with normal/high water elevations.

B. Backflow prevention (submit details)

- Check valves  Flap gates  Energy dissipation (describe) \_\_\_\_\_

Refer to TGM for requirements

**4. DEVELOPMENT IMPACTING DISTRICT OWNED OR LEASED PROPERTY**

- No  Yes —> Location: 11755 S 74th Avenue, Palos Heights

Describe development: Construction of permeable paver parking lot and associated trail/parking lot improvements

Notes: 1. Must obtain approval letter from District Law Department. 2. Submit copy of lease agreement.

Describe mitigation such as erosion control or District infrastructure relocation (if applicable): Volume control, stormwater detention, and soil erosion and sediment control practices will be provided - no impacts to District infrastructure

**5. ADDITIONAL INFORMATION (if applicable)**

If project discharges directly or indirectly into a City/Village combined sewer, the receiving combined sewer does , does not , have an overflow. Overflow discharges to (name of waterway): \_\_\_\_\_ by means of \_\_\_\_\_

If connection to District facility is involved, indicate project distance to nearest City/Village sewer: \_\_\_\_\_ ft;

Location: \_\_\_\_\_

# SCHEDULE P

## SOIL EROSION AND SEDIMENT CONTROL

WMO Permit Number: 2023-0349

NAME OF PROJECT: Cal-Sag Trail Link & Parking Improvement Project

### 1. PROJECT INFORMATION:

- A. Project Area (include all disturbed area) ..... 1.95 acres
- B. Stormwater discharges directly to:
- Storm Sewer
  - Combined Sewer
  - Overland Flow Route
  - Waters of the State → Name of water body: Cal-Sag Channel
  - Other → Explain: \_\_\_\_\_
- C. Indicate if any of the following special circumstances apply (check all that apply):
- Volume Control Facility     Wetland / Buffer     Outfall to Waterway
  - Floodplain / Floodway     Riparian Environment     Tributary to Lake Michigan
- D. Explain how special circumstances indicated in Item 1.C will be protected from erosion and sedimentation:
- Construction sequencing and perimeter erosion control will be used to protect the volume control facility (detention basin) in addition to double-row silt fence around the facility

### 2. SOIL EROSION AND SEDIMENT CONTROL PRACTICES: Submit a soil erosion and sediment control plan indicating type, location, and detail for all practices. Include a sequence for all major construction activities. All practices must be constructed in accordance with the Illinois Urban Manual.

- A. Indicate all temporary soil erosion and sediment control practices installed as part of the project:
- Entrance / Exit Control     Vegetative Control     Filtration for Dewatering
  - Concrete Washout     Matting / Mulching     Conveyance Channel
  - Silt Fence     Coir Roll     Velocity Dissipation
  - Double-Row Silt Fence     Sediment Trap     Cofferdam / Silt Curtain
  - Inlet Control     Sediment Basin
  - Other: \_\_\_\_\_
  - Other: \_\_\_\_\_
- B. Indicate all permanent soil erosion control practices installed as part of the project:
- Vegetative Control     Velocity Dissipation
  - Other: \_\_\_\_\_
  - Other: \_\_\_\_\_

## **SPECIAL CONDITIONS FOR MWRD PERMIT NO. 2023-0349**

1. Construction must conform to the soil erosion and sediment control requirements of this permit and any other local, state, and/or federal agencies.
2. This permit is issued subject to the runoff requirements of the WMO and in reliance of the drainage certification submitted by the design engineer. Development under this permit shall not increase flood elevations or decrease flood conveyance capacity of the area upstream or downstream of the developed property covered under this permit.
3. This permit is issued subject to the volume control requirements of the WMO. The volume control facility shown on the plans and the associated maintenance plan are made a part of this permit. Volume control is provided by storage beneath the outlet of the wet-bottomed detention pond.
4. This permit is issued subject to the stormwater detention requirements of the WMO. The stormwater detention facility shown on the plans is made a part of this permit. Construction of the facility shall proceed prior to or concurrently with other construction on the project and shall be completed prior to occupancy. Stormwater detention is provided by wet-bottomed detention pond.
5. The proposed 2.60-inch diameter orifice plate restrictor shall have a square/sharp edge ( $C_d = 0.61$ ) and shall be fitted with a removable snout/hood.
6. The Permittee/Co-Permittee is hereby warned, and does hereby acknowledge, that the proposed stormwater detention facility will require additional maintenance due to the small sized restrictor, and does hereby represent that all necessary maintenance will be undertaken so that the detention facility will perform satisfactorily at all times.



# ENGINEERING CERTIFICATIONS

Watershed Management Permit No. \_\_\_\_\_

2023-0349

**CERTIFICATE BY DESIGN ENGINEER:** I hereby certify that the project described herein has been designed in accordance with the requirements set forth in this application and all applicable ordinances, rules, regulations, local, state and federal laws, and design criteria of the issuing authority; that the storm drainage and sanitary sewer system designed for this project are proper and adequate; that where the design involves one or more connections to an existing local sewer system, the capacity of said system has been examined and the system is found to be adequate to transport the stormwater and/or wastewater that will be added through the proposed sewer without violating any provisions of the Illinois Environmental Protection Act or the rules and regulations thereunder.


Comments, if any: \_\_\_\_\_

Engineering Firm: Christopher B. Burke Engineering, Ltd. Telephone: (847) 823 - 0500

Address: 9575 W. Higgins Road, Suite 600 City: Rosemont Zip: 60018

Signature:  Project Manager Date: 11/15/23  
(Name and Title)

Email Address: ssugg@cbbel.com



**CERTIFICATE BY MUNICIPAL OR SYSTEM ENGINEER:** The application and the drawings, together with other data being submitted with this application, have been examined by me and are found to be in compliance with all applicable requirements. The manner of drainage is satisfactory and proper in accordance with local requirements. The existing local sewer system to which the project discharges has been examined and the system is found to be adequate to transport the stormwater and/or wastewater that will be added through the proposed sewer without violating any provisions of the Illinois Environmental Protection Act or the rules and regulations thereunder.

I hereby certify that the project area is within the municipal corporate limits.  YES  NO

Owner of Local Sewer System: City of Palos Heights

Municipal Engineer: Adam Jasinski Telephone: \_\_\_\_\_

Address: 7607 W. College Drive City: Palos Heights Zip: 60463

Signature:  Date: 11/9/23  
(Name and Title)

Email Address: ajasinski@palosheights.org



**CERTIFICATE BY INSPECTION ENGINEER:** I hereby certify that construction of the project will be in substantial compliance with the data and the plans submitted with this application; that approval will be obtained from the issuing authority prior to making any changes that would affect capacity, maintenance, design requirements, service area or the Permit requirements; that a set of RECORD drawings, signed and sealed by the undersigned Engineer will be furnished to the District or an Authorized Municipality before testing and approval by the District or Authorized Municipality of the completed work.

Engineering Firm: Christopher B. Burke Engineering, Ltd. Telephone: 847-823-0500

Address: 9575 W. Higgins Road, Suite 600 City: Rosemont Zip: 60018

Signature:  Project Manager Date: 11/15/23  
(Name and Title)

Email Address: ssugg@cbbel.com



# SPECIAL CONDITIONS

Watershed Management Permit No.

2023-0349

This Permit is issued subject to the General Conditions and the attached Special Conditions.

If Permit is granted:



- Please return two (2) copies of the Permit to the Permittee; or
- Please mail one (1) copy to Permittee and one (1) copy to the person designated below:

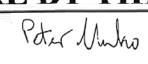
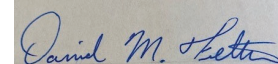
Name: Luke Sherry - Christopher B. Burke Engineering, Ltd.

Address : 9575 W. Higgins Road, Suite 600 Rosemont, IL 60018

Email : lsherry@cbbel.com

**CERTIFICATE BY APPLICANTS:** We have read and thoroughly understand the conditions and requirements of this Permit application, and agree to conform to the Permit conditions and other applicable requirements of the District. It is understood that construction hereunder, after the Permit is granted, shall constitute acceptance by the applicants of any Special Conditions that may be placed hereon by the District or an Authorized Municipality. It is further understood that this application shall not constitute a Permit until it is approved, signed and returned by the Director of Engineering of the District or Enforcement Officer of an Authorized Municipality.

PERMITTEE	CO-PERMITTEE
<p><b>The project area is within municipal corporate limits.</b></p> <p><input checked="" type="checkbox"/> Yes   <input type="checkbox"/> No   <input type="checkbox"/> Not Applicable</p>	<p><b>(Co-Permittee is Property Owner)</b></p> <p>Title to property is held in a land trust: <input type="checkbox"/> Yes   <input checked="" type="checkbox"/> No</p> <p>If yes, Co-Permittee shall be beneficiary with Power of Direction</p>
Municipality <u>City of Palos Heights</u>	Owner <u>City of Palos Heights</u>
Address <u>7607 W. College Drive</u>	Address <u>7607 W. College Drive</u>
City <u>Palos Heights</u> Zip <u>60463</u>	City <u>Palos Heights</u> Zip <u>60463</u>
Signature 	Signature 
Name <u>Adam Jasinski</u> (Print)	Name <u>Adam Jasinski</u> (Print)
Title <u>Director of Public Works</u>	Title <u>Director of Public Works</u>
Date <u>11/09/23</u> Phone <u>708-480-3030</u>	Date <u>11/9/23</u> Phone <u>708-480-3030</u>
Email <u>ajasinski@palosheights.org</u>	Email <u>ajasinski@palosheights.org</u>

REVIEW AND APPROVAL BY THE DISTRICT OR AUTHORIZED MUNICIPALITY	
<p><b>Reviewed by:</b> <u></u></p> <p style="text-align: center; font-size: small;">(Local Sewer Systems) or (Professional Engineer)</p>	<p><b>Date</b> _____</p>
<p><b>Approved for Issue</b></p> <p><b>Approved by:</b> <u></u></p> <p style="text-align: center; font-size: small;">(For the Director of Engineering) or (Enforcement Officer)</p>	<p><b>Date</b> _____</p>

## AGGREGATE SUBGRADE IMPROVEMENT (BDE)

Effective: April 1, 2012

Revised: April 1, 2022

Add the following Section to the Standard Specifications:

### “SECTION 303. AGGREGATE SUBGRADE IMPROVEMENT

**303.01 Description.** This work shall consist of constructing an aggregate subgrade improvement (ASI).

**303.02 Materials.** Materials shall be according to the following.

Item	Article/Section
(a) Coarse Aggregate .....	1004.07
(b) Reclaimed Asphalt Pavement (RAP) .....	1031.09

**303.03 Equipment.** The vibratory roller shall be according to Article 1101.01, or as approved by the Engineer. Vibratory machines, such as tampers, shall be used in areas where rollers do not fit.

**303.04 Soil Preparation.** The minimum immediate bearing value (IBV) of the soil below the improved subgrade shall be according to the Department’s “Subgrade Stability Manual” for the aggregate thickness specified.

**303.05 Placing and Compacting.** The maximum nominal lift thickness of aggregate gradations CA 2, CA 6, and CA 10 when compacted shall be 9 in. (225 mm). The maximum nominal lift thickness of aggregate gradations CS 1, CS 2, and RR 1 when compacted shall be 24 in. (600 mm).

The top surface of the aggregate subgrade improvement shall consist of a layer of capping aggregate gradations CA 6 or CA 10 that is 3 in. (75 mm) thick after compaction. Capping aggregate will not be required when aggregate subgrade improvement is used as a cubic yard pay item for undercut applications.

Each lift of aggregate shall be compacted to the satisfaction of the Engineer. If the moisture content of the material is such that compaction cannot be obtained, sufficient water shall be added so that satisfactory compaction can be obtained.

**303.06 Finishing and Maintenance.** The aggregate subgrade improvement shall be finished to the lines, grades, and cross sections shown on the plans, or as directed by the Engineer. The aggregate subgrade improvement shall be maintained in a smooth and compacted condition.

**303.07 Method of Measurement.** This work will be measured for payment according to Article 311.08.

**303.08 Basis of Payment.** This work will be paid for at the contract unit price per cubic yard (cubic meter) or ton (metric ton) for AGGREGATE SUBGRADE IMPROVEMENT or at the contract unit price per square yard (square meter) for AGGREGATE SUBGRADE IMPROVEMENT, of the thickness specified.”

Add the following to Section 1004 of the Standard Specifications:

**“1004.07 Coarse Aggregate for Aggregate Subgrade Improvement (ASI).** The aggregate shall be according to Article 1004.01 and the following.

(a) Description. The coarse aggregate shall be crushed gravel, crushed stone, or crushed concrete. In applications where greater than 24 in. (600 mm) of ASI material is required, gravel may be used below the top 12 in (300 mm) of ASI.

(b) Quality. The coarse aggregate shall consist of sound durable particles reasonably free of deleterious materials.

(c) Gradation.

(1) The coarse aggregate gradation for total ASI thickness less than or equal to 12 in. (300 mm) shall be CA 2, CA 6, CA 10, or CS 1.

The coarse aggregate gradation for total ASI thickness greater than 12 in. (300 mm) shall be CS 1 or CS 2 as shown below or RR 1 according to Article 1005.01(c).

COARSE AGGREGATE SUBGRADE GRADATIONS					
Grad No.	Sieve Size and Percent Passing				
	8”	6”	4”	2”	#4
CS 1	100	97 ± 3	90 ± 10	45 ± 25	20 ± 20
CS 2		100	80 ± 10	25 ± 15	

COARSE AGGREGATE SUBGRADE GRADATIONS (Metric)					
Grad No.	Sieve Size and Percent Passing				
	200 mm	150 mm	100 mm	50 mm	4.75 mm
CS 1	100	97 ± 3	90 ± 10	45 ± 25	20 ± 20
CS 2		100	80 ± 10	25 ± 15	

(2) Capping aggregate shall be gradation CA 6 or CA 10.”

Add the following to Article 1031.09 of the Standard Specifications:

“(b) RAP in Aggregate Subgrade Improvement (ASI). RAP in ASI shall be according to Articles 1031.01(a), 1031.02(a), 1031.06(a)(1), and 1031.06(a)(2), and the following.

- (1) The testing requirements of Article 1031.03 shall not apply.
- (2) Crushed RAP used for the lower lift may be mechanically blended with aggregate gradations CS 1, CS 2, and RR 1 but it shall be no greater than 40 percent of the total product volume. RAP agglomerations shall be no greater than 4 in. (100 mm).
- (3) For capping aggregate, well graded RAP having 100 percent passing the 1 1/2 in. (38 mm) sieve may be used when aggregate gradations CS 1, CS 2, CA 2, or RR 1 are used in the lower lift. FRAP will not be permitted as capping material.

Blending shall be through calibrated interlocked feeders or a calibrated blending plant such that the prescribed blending percentage is maintained throughout the blending process. The calibration shall have an accuracy of  $\pm 2.0$  percent of the actual quantity of material delivered.”

80274

**CEMENT, TYPE IL (BDE)**

Effective: August 1, 2023

Add the following to Article 302.02 of the Standard Specifications:

“(k) Type IL Portland-Limestone Cement .....1001”

Revise Note 2 of Article 352.02 of the Standard Specifications to read:

“Note 2. Either Type I or Type IA portland cement or Type IL portland-limestone cement shall be used.”

Revise Note 1 of Article 404.02 of the Standard Specifications to read:

“Note 1. The cement shall be Type I portland cement or Type IL portland-limestone cement.”

Revise Article 1019.02(a) of the Standard Specifications to read:

“(a) Cement, Type I or IL .....1001”

80449

## **COMPENSABLE DELAY COSTS (BDE)**

Effective: June 2, 2017

Revised: April 1, 2019

Revise Article 107.40(b) of the Standard Specifications to read:

“(b) Compensation. Compensation will not be allowed for delays, inconveniences, or damages sustained by the Contractor from conflicts with facilities not meeting the above definition; or if a conflict with a utility in an unanticipated location does not cause a shutdown of the work or a documentable reduction in the rate of progress exceeding the limits set herein. The provisions of Article 104.03 notwithstanding, compensation for delays caused by a utility in an unanticipated location will be paid according to the provisions of this Article governing minor and major delays or reduced rate of production which are defined as follows.

- (1) Minor Delay. A minor delay occurs when the work in conflict with the utility in an unanticipated location is completely stopped for more than two hours, but not to exceed two weeks.
- (2) Major Delay. A major delay occurs when the work in conflict with the utility in an unanticipated location is completely stopped for more than two weeks.
- (3) Reduced Rate of Production Delay. A reduced rate of production delay occurs when the rate of production on the work in conflict with the utility in an unanticipated location decreases by more than 25 percent and lasts longer than seven calendar days.”

Revise Article 107.40(c) of the Standard Specifications to read:

“(c) Payment. Payment for Minor, Major, and Reduced Rate of Production Delays will be made as follows.

- (1) Minor Delay. Labor idled which cannot be used on other work will be paid for according to Article 109.04(b)(1) and (2) for the time between start of the delay and the minimum remaining hours in the work shift required by the prevailing practice in the area.

Equipment idled which cannot be used on other work, and which is authorized to standby on the project site by the Engineer, will be paid for according to Article 109.04(b)(4).

- (2) Major Delay. Labor will be the same as for a minor delay.

Equipment will be the same as for a minor delay, except Contractor-owned equipment will be limited to two weeks plus the cost of move-out to either the

Contractor's yard or another job and the cost to re-mobilize, whichever is less. Rental equipment may be paid for longer than two weeks provided the Contractor presents adequate support to the Department (including lease agreement) to show retaining equipment on the job is the most economical course to follow and in the public interest.

- (3) Reduced Rate of Production Delay. The Contractor will be compensated for the reduced productivity for labor and equipment time in excess of the 25 percent threshold for that portion of the delay in excess of seven calendar days. Determination of compensation will be in accordance with Article 104.02, except labor and material additives will not be permitted.

Payment for escalated material costs, escalated labor costs, extended project overhead, and extended traffic control will be determined according to Article 109.13.”

Revise Article 108.04(b) of the Standard Specifications to read:

“(b) No working day will be charged under the following conditions.

- (1) When adverse weather prevents work on the controlling item.
- (2) When job conditions due to recent weather prevent work on the controlling item.
- (3) When conduct or lack of conduct by the Department or its consultants, representatives, officers, agents, or employees; delay by the Department in making the site available; or delay in furnishing any items required to be furnished to the Contractor by the Department prevents work on the controlling item.
- (4) When delays caused by utility or railroad adjustments prevent work on the controlling item.
- (5) When strikes, lock-outs, extraordinary delays in transportation, or inability to procure critical materials prevent work on the controlling item, as long as these delays are not due to any fault of the Contractor.
- (6) When any condition over which the Contractor has no control prevents work on the controlling item.”

Revise Article 109.09(f) of the Standard Specifications to read:

“(f) Basis of Payment. After resolution of a claim in favor of the Contractor, any adjustment in time required for the work will be made according to Section 108. Any adjustment in the costs to be paid will be made for direct labor, direct materials, direct equipment, direct jobsite overhead, direct offsite overhead, and other direct costs allowed by the resolution. Adjustments in costs will not be made for interest charges, loss of anticipated profit, undocumented loss of efficiency, home office overhead and unabsorbed overhead



other than as allowed by Article 109.13, lost opportunity, preparation of claim expenses and other consequential indirect costs regardless of method of calculation.

The above Basis of Payment is an essential element of the contract and the claim cost recovery of the Contractor shall be so limited.”

Add the following to Section 109 of the Standard Specifications.

**“109.13 Payment for Contract Delay.** Compensation for escalated material costs, escalated labor costs, extended project overhead, and extended traffic control will be allowed when such costs result from a delay meeting the criteria in the following table.

Contract Type	Cause of Delay	Length of Delay
Working Days	Article 108.04(b)(3) or Article 108.04(b)(4)	No working days have been charged for two consecutive weeks.
Completion Date	Article 108.08(b)(1) or Article 108.08(b)(7)	The Contractor has been granted a minimum two week extension of contract time, according to Article 108.08.

Payment for each of the various costs will be according to the following.

- (a) Escalated Material and/or Labor Costs. When the delay causes work, which would have otherwise been completed, to be done after material and/or labor costs have increased, such increases will be paid. Payment for escalated material costs will be limited to the increased costs substantiated by documentation furnished by the Contractor. Payment for escalated labor costs will be limited to those items in Article 109.04(b)(1) and (2), except the 35 percent and 10 percent additives will not be permitted.
- (b) Extended Project Overhead. For the duration of the delay, payment for extended project overhead will be paid as follows.
  - (1) Direct Jobsite and Offsite Overhead. Payment for documented direct jobsite overhead and documented direct offsite overhead, including onsite supervisory and administrative personnel, will be allowed according to the following table.

Original Contract Amount	Supervisory and Administrative Personnel
Up to \$5,000,000	One Project Superintendent
Over \$ 5,000,000 - up to \$25,000,000	One Project Manager, One Project Superintendent or Engineer, and One Clerk
Over \$25,000,000 - up to \$50,000,000	One Project Manager, One Project Superintendent, One Engineer, and

	One Clerk
Over \$50,000,000	One Project Manager, Two Project Superintendents, One Engineer, and One Clerk

(2) Home Office and Unabsorbed Overhead. Payment for home office and unabsorbed overhead will be calculated as 8 percent of the total delay cost.

(c) Extended Traffic Control. Traffic control required for an extended period of time due to the delay will be paid for according to Article 109.04.

When an extended traffic control adjustment is paid under this provision, an adjusted unit price as provided for in Article 701.20(a) for increase or decrease in the value of work by more than ten percent will not be paid.

Upon payment for a contract delay under this provision, the Contractor shall assign subrogation rights to the Department for the Department's efforts of recovery from any other party for monies paid by the Department as a result of any claim under this provision. The Contractor shall fully cooperate with the Department in its efforts to recover from another party any money paid to the Contractor for delay damages under this provision."

80384

## CONSTRUCTION AIR QUALITY – DIESEL RETROFIT (BDE)

Effective: June 1, 2010

Revised: November 1, 2014

The reduction of emissions of particulate matter (PM) for off-road equipment shall be accomplished by installing retrofit emission control devices. The term “equipment” refers to diesel fuel powered devices rated at 50 hp and above, to be used on the jobsite in excess of seven calendar days over the course of the construction period on the jobsite (including rental equipment).

Contractor and subcontractor diesel powered off-road equipment assigned to the contract shall be retrofitted using the phased in approach shown below. Equipment that is of a model year older than the year given for that equipment’s respective horsepower range shall be retrofitted:

Effective Dates	Horsepower Range	Model Year
June 1, 2010 <sup>1/</sup>	600-749	2002
	750 and up	2006
June 1, 2011 <sup>2/</sup>	100-299	2003
	300-599	2001
	600-749	2002
	750 and up	2006
June 1, 2012 <sup>2/</sup>	50-99	2004
	100-299	2003
	300-599	2001
	600-749	2002
	750 and up	2006

1/ Effective dates apply to Contractor diesel powered off-road equipment assigned to the contract.

2/ Effective dates apply to Contractor and subcontractor diesel powered off-road equipment assigned to the contract.

The retrofit emission control devices shall achieve a minimum PM emission reduction of 50 percent and shall be:

- a) Included on the U.S. Environmental Protection Agency (USEPA) *Verified Retrofit Technology List* (<http://www.epa.gov/cleandiesel/verification/verif-list.htm>), or verified by the California Air Resources Board (CARB) (<http://www.arb.ca.gov/diesel/verdev/vt/cvt.htm>); or
- b) Retrofitted with a non-verified diesel retrofit emission control device if verified retrofit emission control devices are not available for equipment proposed to be used on the project, and if the Contractor has obtained a performance certification from the retrofit

device manufacturer that the emission control device provides a minimum PM emission reduction of 50 percent.

Note: Large cranes (Crawler mounted cranes) which are responsible for critical lift operations are exempt from installing retrofit emission control devices if such devices adversely affect equipment operation.

Diesel powered off-road equipment with engine ratings of 50 hp and above, which are unable to be retrofitted with verified emission control devices or if performance certifications are not available which will achieve a minimum 50 percent PM reduction, may be granted a waiver by the Department if documentation is provided showing good faith efforts were made by the Contractor to retrofit the equipment.

Construction shall not proceed until the Contractor submits a certified list of the diesel powered off-road equipment that will be used, and as necessary, retrofitted with emission control devices. The list(s) shall include (1) the equipment number, type, make, Contractor/rental company name; and (2) the emission control devices make, model, USEPA or CARB verification number, or performance certification from the retrofit device manufacturer. Equipment reported as fitted with emissions control devices shall be made available to the Engineer for visual inspection of the device installation, prior to being used on the jobsite.

The Contractor shall submit an updated list of retrofitted off-road construction equipment as retrofitted equipment changes or comes on to the jobsite. The addition or deletion of any diesel powered equipment shall be included on the updated list.

If any diesel powered off-road equipment is found to be in non-compliance with any portion of this special provision, the Engineer will issue the Contractor a diesel retrofit deficiency deduction.

Any costs associated with retrofitting any diesel powered off-road equipment with emission control devices shall be considered as included in the contract unit prices bid for the various items of work involved and no additional compensation will be allowed. The Contractor's compliance with this notice and any associated regulations shall not be grounds for a claim.

### **Diesel Retrofit Deficiency Deduction**

When the Engineer determines that a diesel retrofit deficiency exists, a daily monetary deduction will be imposed for each calendar day or fraction thereof the deficiency continues to exist. The calendar day(s) will begin when the time period for correction is exceeded and end with the Engineer's written acceptance of the correction. The daily monetary deduction will be \$1,000.00 for each deficiency identified.

The deficiency will be based on lack of diesel retrofit emissions control.

If a Contractor accumulates three diesel retrofit deficiency deductions for the same piece of equipment in a contract period, the Contractor will be shutdown until the deficiency is corrected.

Such a shutdown will not be grounds for any extension of the contract time, waiver of penalties, or be grounds for any claim.

80261

## **DISADVANTAGED BUSINESS ENTERPRISE PARTICIPATION (BDE)**

Effective: September 1, 2000

Revised: March 2, 2019

**FEDERAL OBLIGATION.** The Department of Transportation, as a recipient of federal financial assistance, is required to take all necessary and reasonable steps to ensure nondiscrimination in the award and administration of contracts. Consequently, the federal regulatory provisions of 49 CFR Part 26 apply to this contract concerning the utilization of disadvantaged business enterprises. For the purposes of this Special Provision, a disadvantaged business enterprise (DBE) means a business certified by the Department in accordance with the requirements of 49 CFR Part 26 and listed in the Illinois Unified Certification Program (IL UCP) DBE Directory.

**STATE OBLIGATION.** This Special Provision will also be used by the Department to satisfy the requirements of the Business Enterprise for Minorities, Females, and Persons with Disabilities Act, 30 ILCS 575. When this Special Provision is used to satisfy state law requirements on 100 percent state-funded contracts, the federal government has no involvement in such contracts (not a federal-aid contract) and no responsibility to oversee the implementation of this Special Provision by the Department on those contracts. DBE participation on 100 percent state-funded contracts will not be credited toward fulfilling the Department's annual overall DBE goal required by the US Department of Transportation to comply with the federal DBE program requirements.

**CONTRACTOR ASSURANCE.** The Contractor makes the following assurance and agrees to include the assurance in each subcontract the Contractor signs with a subcontractor.

The Contractor, subrecipient, or subcontractor shall not discriminate on the basis of race, color, national origin, or sex in the performance of this contract. The Contractor shall carry out applicable requirements of 49 CFR Part 26 in the award and administration of contracts funded in whole or in part with federal or state funds. Failure by the Contractor to carry out these requirements is a material breach of this contract, which may result in the termination of this contract or such other remedy as the recipient deems appropriate, which may include, but is not limited to:

- (a) Withholding progress payments;
- (b) Assessing sanctions;
- (c) Liquidated damages; and/or
- (d) Disqualifying the Contractor from future bidding as non-responsible.

**OVERALL GOAL SET FOR THE DEPARTMENT.** As a requirement of compliance with 49 CFR Part 26, the Department has set an overall goal for DBE participation in its federally assisted contracts. That goal applies to all federal-aid funds the Department will expend in its federally assisted contracts for the subject reporting fiscal year. The Department is required to make a

good faith effort to achieve the overall goal. The dollar amount paid to all approved DBE companies performing work called for in this contract is eligible to be credited toward fulfillment of the Department's overall goal.

CONTRACT GOAL TO BE ACHIEVED BY THE CONTRACTOR. This contract includes a specific DBE utilization goal established by the Department. The goal has been included because the Department has determined the work of this contract has subcontracting opportunities that may be suitable for performance by DBE companies. The determination is based on an assessment of the type of work, the location of the work, and the availability of DBE companies to do a part of the work. The assessment indicates, in the absence of unlawful discrimination and in an arena of fair and open competition, DBE companies can be expected to perform 10% of the work. This percentage is set as the DBE participation goal for this contract. Consequently, in addition to the other award criteria established for this contract, the Department will only award this contract to a bidder who makes a good faith effort to meet this goal of DBE participation in the performance of the work. A bidder makes a good faith effort for award consideration if either of the following is done in accordance with the procedures set for in this Special Provision:

- (a) The bidder documents enough DBE participation has been obtained to meet the goal or,
- (b) The bidder documents a good faith effort has been made to meet the goal, even though the effort did not succeed in obtaining enough DBE participation to meet the goal.

DBE LOCATOR REFERENCES. Bidders shall consult the IL UCP DBE Directory as a reference source for DBE-certified companies. In addition, the Department maintains a letting and item specific DBE locator information system whereby DBE companies can register their interest in providing quotes on particular bid items advertised for letting. Information concerning DBE companies willing to quote work for particular contracts may be obtained by contacting the Department's Bureau of Small Business Enterprises at telephone number (217) 785-4611, or by visiting the Department's website at:

<http://www.idot.illinois.gov/doing-business/certifications/disadvantaged-business-enterprise-certification/il-ucp-directory/index>.

BIDDING PROCEDURES. Compliance with this Special Provision is a material bidding requirement and failure of the bidder to comply will render the bid not responsive.

The bidder shall submit a DBE Utilization Plan (form SBE 2026), and a DBE Participation Statement (form SBE 2025) for each DBE company proposed for the performance of work to achieve the contract goal, with the bid. If the Utilization Plan indicates the contract goal will not be met, documentation of good faith efforts shall also be submitted. The documentation of good faith efforts must include copies of each DBE and non-DBE subcontractor quote submitted to the bidder when a non-DBE subcontractor is selected over a DBE for work on the contract. The required forms and documentation must be submitted as a single .pdf file using the "Integrated Contractor Exchange (iCX)" application within the Department's "EBids System".

The Department will not accept a Utilization Plan if it does not meet the bidding procedures set forth herein and the bid will be declared not responsive. In the event the bid is declared not responsive, the Department may elect to cause the forfeiture of the penal sum of the bidder's proposal guaranty and may deny authorization to bid the project if re-advertised for bids.

GOOD FAITH EFFORT PROCEDURES. The contract will not be awarded until the Utilization Plan is approved. All information submitted by the bidder must be complete, accurate and adequately document enough DBE participation has been obtained or document the good faith efforts of the bidder, in the event enough DBE participation has not been obtained, before the Department will commit to the performance of the contract by the bidder. The Utilization Plan will be approved by the Department if the Utilization Plan documents sufficient commercially useful DBE work to meet the contract goal or the bidder submits sufficient documentation of a good faith effort to meet the contract goal pursuant to 49 CFR Part 26, Appendix A. This means the bidder must show that all necessary and reasonable steps were taken to achieve the contract goal. Necessary and reasonable steps are those which, by their scope, intensity and appropriateness to the objective, could reasonably be expected to obtain sufficient DBE participation, even if they were not successful. The Department will consider the quality, quantity, and intensity of the kinds of efforts the bidder has made. Mere *pro forma* efforts, in other words efforts done as a matter of form, are not good faith efforts; rather, the bidder is expected to have taken genuine efforts that would be reasonably expected of a bidder actively and aggressively trying to obtain DBE participation sufficient to meet the contract goal.

- (a) The following is a list of types of action that the Department will consider as part of the evaluation of the bidder's good faith efforts to obtain participation. These listed factors are not intended to be a mandatory checklist and are not intended to be exhaustive. Other factors or efforts brought to the attention of the Department may be relevant in appropriate cases and will be considered by the Department.
  - (1) Soliciting through all reasonable and available means (e.g. attendance at pre-bid meetings, advertising and/or written notices) the interest of all certified DBE companies that have the capability to perform the work of the contract. The bidder must solicit this interest within sufficient time to allow the DBE companies to respond to the solicitation. The bidder must determine with certainty if the DBE companies are interested by taking appropriate steps to follow up initial solicitations.
  - (2) Selecting portions of the work to be performed by DBE companies in order to increase the likelihood that the DBE goals will be achieved. This includes, where appropriate, breaking out contract work items into economically feasible units to facilitate DBE participation, even when the Contractor might otherwise prefer to perform these work items with its own forces.
  - (3) Providing interested DBE companies with adequate information about the plans, specifications, and requirements of the contract in a timely manner to assist them in responding to a solicitation.



- (4) a. Negotiating in good faith with interested DBE companies. It is the bidder's responsibility to make a portion of the work available to DBE subcontractors and suppliers and to select those portions of the work or material needs consistent with the available DBE subcontractors and suppliers, so as to facilitate DBE participation. Evidence of such negotiation includes the names, addresses, and telephone numbers of DBE companies that were considered; a description of the information provided regarding the plans and specifications for the work selected for subcontracting; and evidence as to why additional agreements could not be reached for DBE companies to perform the work.
  - b. A bidder using good business judgment would consider a number of factors in negotiating with subcontractors, including DBE subcontractors, and would take a firm's price and capabilities as well as contract goals into consideration. However, the fact that there may be some additional costs involved in finding and using DBE companies is not in itself sufficient reason for a bidder's failure to meet the contract DBE goal, as long as such costs are reasonable. Also the ability or desire of a bidder to perform the work of a contract with its own organization does not relieve the bidder of the responsibility to make good faith efforts. Bidders are not, however, required to accept higher quotes from DBE companies if the price difference is excessive or unreasonable. In accordance with the above Bidding Procedures, the documentation of good faith efforts must include copies of each DBE and non-DBE subcontractor quote submitted to the bidder when a non-DBE subcontractor was selected over a DBE for work on the contract.
- (5) Not rejecting DBE companies as being unqualified without sound reasons based on a thorough investigation of their capabilities. The bidder's standing within its industry, membership in specific groups, organizations, or associations and political or social affiliations (for example union vs. non-union employee status) are not legitimate causes for the rejection or non-solicitation of bids in the bidder's efforts to meet the project goal.
  - (6) Making efforts to assist interested DBE companies in obtaining bonding, lines of credit, or insurance as required by the recipient or Contractor.
  - (7) Making efforts to assist interested DBE companies in obtaining necessary equipment, supplies, materials, or related assistance or services.
  - (8) Effectively using the services of available minority/women community organizations; minority/women contractors' groups; local, state, and federal minority/women business assistance offices; and other organizations as allowed on a case-by-case basis to provide assistance in the recruitment and placement of DBE companies.
- (b) If the Department determines the bidder has made a good faith effort to secure the work commitment of DBE companies to meet the contract goal, the Department will award the contract provided it is otherwise eligible for award. If the Department determines the

bidder has failed to meet the requirements of this Special Provision or that a good faith effort has not been made, the Department will notify the responsible company official designated in the Utilization Plan that the bid is not responsive. The notification will also include a statement of reasons for the adverse determination. If the Utilization Plan is not approved because it is deficient as a technical matter, unless waived by the Department, the bidder will be notified and will be allowed no more than a five calendar day period to cure the deficiency.

- (c) The bidder may request administrative reconsideration of an adverse determination by emailing the Department at "[DOT.DBE.UP@illinois.gov](mailto:DOT.DBE.UP@illinois.gov)" within the five calendar days after the receipt of the notification of the determination. The determination shall become final if a request is not made on or before the fifth calendar day. A request may provide additional written documentation or argument concerning the issues raised in the determination statement of reasons, provided the documentation and arguments address efforts made prior to submitting the bid. The request will be reviewed by the Department's Reconsideration Officer. The Reconsideration Officer will extend an opportunity to the bidder to meet in person to consider all issues of documentation and whether the bidder made a good faith effort to meet the goal. After the review by the Reconsideration Officer, the bidder will be sent a written decision within ten working days after receipt of the request for reconsideration, explaining the basis for finding that the bidder did or did not meet the goal or make adequate good faith efforts to do so. A final decision by the Reconsideration Officer that a good faith effort was made shall approve the Utilization Plan submitted by the bidder and shall clear the contract for award. A final decision that a good faith effort was not made shall render the bid not responsive.

**CALCULATING DBE PARTICIPATION.** The Utilization Plan values represent work anticipated to be performed and paid for upon satisfactory completion. The Department is only able to count toward the achievement of the overall goal and the contract goal the value of payments made for the work actually performed by DBE companies. In addition, a DBE must perform a commercially useful function on the contract to be counted. A commercially useful function is generally performed when the DBE is responsible for the work and is carrying out its responsibilities by actually performing, managing, and supervising the work involved. The Department and Contractor are governed by the provisions of 49 CFR Part 26.55(c) on questions of commercially useful functions as it affects the work. Specific counting guidelines are provided in 49 CFR Part 26.55, the provisions of which govern over the summary contained herein.

- (a) DBE as the Contractor: 100 percent goal credit for that portion of the work performed by the DBE's own forces, including the cost of materials and supplies. Work that a DBE subcontracts to a non-DBE does not count toward the DBE goals.
- (b) DBE as a joint venture Contractor: 100 percent goal credit for that portion of the total dollar value of the contract equal to the distinct, clearly defined portion of the work performed by the DBE's own forces.

- (c) DBE as a subcontractor: 100 percent goal credit for the work of the subcontract performed by the DBE's own forces, including the cost of materials and supplies, excluding the purchase of materials and supplies or the lease of equipment by the DBE subcontractor from the Contractor or its affiliates. Work that a DBE subcontractor in turn subcontracts to a non-DBE does not count toward the DBE goal.
- (d) DBE as a trucker: 100 percent goal credit for trucking participation provided the DBE is responsible for the management and supervision of the entire trucking operation for which it is responsible. At least one truck owned, operated, licensed, and insured by the DBE must be used on the contract. Credit will be given for the following:
  - (1) The DBE may lease trucks from another DBE firm, including an owner-operator who is certified as a DBE. The DBE who leases trucks from another DBE receives credit for the total value of the transportation services the lessee DBE provides on the contract.
  - (2) The DBE may also lease trucks from a non-DBE firm, including from an owner-operator. The DBE who leases trucks from a non-DBE is entitled to credit only for the fee or commission it receives as a result of the lease arrangement.
- (e) DBE as a material supplier:
  - (1) 60 percent goal credit for the cost of the materials or supplies purchased from a DBE regular dealer.
  - (2) 100 percent goal credit for the cost of materials or supplies obtained from a DBE manufacturer.
  - (3) 100 percent credit for the value of reasonable fees and commissions for the procurement of materials and supplies if not a DBE regular dealer or DBE manufacturer.

**CONTRACT COMPLIANCE.** Compliance with this Special Provision is an essential part of the contract. The Department is prohibited by federal regulations from crediting the participation of a DBE included in the Utilization Plan toward either the contract goal or the Department's overall goal until the amount to be applied toward the goals has been paid to the DBE. The following administrative procedures and remedies govern the compliance by the Contractor with the contractual obligations established by the Utilization Plan. After approval of the Utilization Plan and award of the contract, the Utilization Plan and individual DBE Participation Statements become part of the contract. If the Contractor did not succeed in obtaining enough DBE participation to achieve the advertised contract goal, and the Utilization Plan was approved and contract awarded based upon a determination of good faith, the total dollar value of DBE work calculated in the approved Utilization Plan as a percentage of the awarded contract value shall become the amended contract goal. All work indicated for performance by an approved DBE shall be performed, managed, and supervised by the DBE executing the DBE Participation Commitment Statement.

- (a) NO AMENDMENT. No amendment to the Utilization Plan may be made without prior written approval from the Department's Bureau of Small Business Enterprises. All requests for amendment to the Utilization Plan shall be emailed to the Department at [DOT.DBE.UP@illinois.gov](mailto:DOT.DBE.UP@illinois.gov).
- (b) CHANGES TO WORK. Any deviation from the DBE condition-of-award or contract plans, specifications, or special provisions must be approved, in writing, by the Department as provided elsewhere in the Contract. The Contractor shall notify affected DBEs in writing of any changes in the scope of work which result in a reduction in the dollar amount condition-of-award to the contract. Where the revision includes work committed to a new DBE subcontractor, not previously involved in the project, then a Request for Approval of Subcontractor, Department form BC 260A or AER 260A, must be signed and submitted. If the commitment of work is in the form of additional tasks assigned to an existing subcontract, a new Request for Approval of Subcontractor will not be required. However, the Contractor must document efforts to assure the existing DBE subcontractor is capable of performing the additional work and has agreed in writing to the change.
- (c) SUBCONTRACT. The Contractor must provide copies of DBE subcontracts to the Department upon request. Subcontractors shall ensure that all lower tier subcontracts or agreements with DBEs to supply labor or materials be performed in accordance with this Special Provision.
- (d) ALTERNATIVE WORK METHODS. In addition to the above requirements for reductions in the condition of award, additional requirements apply to the two cases of Contractor-initiated work substitution proposals. Where the contract allows alternate work methods which serve to delete or create underruns in condition of award DBE work, and the Contractor selects that alternate method or, where the Contractor proposes a substitute work method or material that serves to diminish or delete work committed to a DBE and replace it with other work, then the Contractor must demonstrate one of the following:
- (1) The replacement work will be performed by the same DBE (as long as the DBE is certified in the respective item of work) in a modification of the condition of award; or
  - (2) The DBE is aware its work will be deleted or will experience underruns and has agreed in writing to the change. If this occurs, the Contractor shall substitute other work of equivalent value to a certified DBE or provide documentation of good faith efforts to do so; or
  - (3) The DBE is not capable of performing the replacement work or has declined to perform the work at a reasonable competitive price. If this occurs, the Contractor shall substitute other work of equivalent value to a certified DBE or provide documentation of good faith efforts to do so.

- (e) TERMINATION AND REPLACEMENT PROCEDURES. The Contractor shall not terminate or replace a DBE listed on the approved Utilization Plan, or perform with other forces work designated for a listed DBE except as provided in this Special Provision. The Contractor shall utilize the specific DBEs listed to perform the work and supply the materials for which each is listed unless the Contractor obtains the Department's written consent as provided in subsection (a) of this part. Unless Department consent is provided for termination of a DBE subcontractor, the Contractor shall not be entitled to any payment for work or material unless it is performed or supplied by the DBE in the Utilization Plan.

As stated above, the Contractor shall not terminate or replace a DBE subcontractor listed in the approved Utilization Plan without prior written consent. This includes, but is not limited to, instances in which the Contractor seeks to perform work originally designated for a DBE subcontractor with its own forces or those of an affiliate, a non-DBE firm, or with another DBE firm. Written consent will be granted only if the Bureau of Small Business Enterprises agrees, for reasons stated in its concurrence document, that the Contractor has good cause to terminate or replace the DBE firm. Before transmitting to the Bureau of Small Business Enterprises any request to terminate and/or substitute a DBE subcontractor, the Contractor shall give notice in writing to the DBE subcontractor, with a copy to the Bureau, of its intent to request to terminate and/or substitute, and the reason for the request. The Contractor shall give the DBE five days to respond to the Contractor's notice. The DBE so notified shall advise the Bureau and the Contractor of the reasons, if any, why it objects to the proposed termination of its subcontract and why the Bureau should not approve the Contractor's action. If required in a particular case as a matter of public necessity, the Bureau may provide a response period shorter than five days.

For purposes of this paragraph, good cause includes the following circumstances:

- (1) The listed DBE subcontractor fails or refuses to execute a written contract;
- (2) The listed DBE subcontractor fails or refuses to perform the work of its subcontract in a way consistent with normal industry standards. Provided, however, that good cause does not exist if the failure or refusal of the DBE subcontractor to perform its work on the subcontract results from the bad faith or discriminatory action of the Contractor;
- (3) The listed DBE subcontractor fails or refuses to meet the Contractor's reasonable, nondiscriminatory bond requirements;
- (4) The listed DBE subcontractor becomes bankrupt, insolvent, or exhibits credit unworthiness;
- (5) The listed DBE subcontractor is ineligible to work on public works projects because of suspension and debarment proceedings pursuant 2 CFR Parts 180, 215 and 1200 or applicable state law.

- (6) The Contractor has determined the listed DBE subcontractor is not a responsible contractor;
- (7) The listed DBE subcontractor voluntarily withdraws from the projects and provides written notice to the Contractor of its withdrawal;
- (8) The listed DBE is ineligible to receive DBE credit for the type of work required;
- (9) A DBE owner dies or becomes disabled with the result that the listed DBE subcontractor is unable to complete its work on the contract;
- (10) Other documented good cause that compels the termination of the DBE subcontractor. Provided, that good cause does not exist if the Contractor seeks to terminate a DBE it relied upon to obtain the contract so that the Contractor can self-perform the work for which the DBE contractor was engaged or so that the Contractor can substitute another DBE or non-DBE contractor after contract award.

When a DBE is terminated or fails to complete its work on the Contract for any reason, the Contractor shall make a good faith effort to find another DBE to substitute for the original DBE to perform at least the same amount of work under the contract as the terminated DBE to the extent needed to meet the established Contract goal. The good faith efforts shall be documented by the Contractor. If the Department requests documentation under this provision, the Contractor shall submit the documentation within seven days, which may be extended for an additional seven days if necessary at the request of the Contractor. The Department will provide a written determination to the Contractor stating whether or not good faith efforts have been demonstrated.

- (f) FINAL PAYMENT. After the performance of the final item of work or delivery of material by a DBE and final payment therefore to the DBE by the Contractor, but not later than 30 calendar days after payment has been made by the Department to the Contractor for such work or material, the Contractor shall submit a DBE Payment Agreement on Department form SBE 2115 to the Resident Engineer. If full and final payment has not been made to the DBE, the DBE Payment Agreement shall indicate whether a disagreement as to the payment required exists between the Contractor and the DBE or if the Contractor believes the work has not been satisfactorily completed. If the Contractor does not have the full amount of work indicated in the Utilization Plan performed by the DBE companies indicated in the Utilization Plan and after good faith efforts are reviewed, the Department may deduct from contract payments to the Contractor the amount of the goal not achieved as liquidated and ascertained damages. The Contractor may request an administrative reconsideration of any amount deducted as damages pursuant to subsection (h) of this part.
- (g) ENFORCEMENT. The Department reserves the right to withhold payment to the Contractor to enforce the provisions of this Special Provision. Final payment shall not be

made on the contract until such time as the Contractor submits sufficient documentation demonstrating achievement of the goal in accordance with this Special Provision or after liquidated damages have been determined and collected.

- (h) RECONSIDERATION. Notwithstanding any other provision of the contract, including but not limited to Article 109.09 of the Standard Specifications, the Contractor may request administrative reconsideration of a decision to deduct the amount of the goal not achieved as liquidated damages. A request to reconsider shall be delivered to the Contract Compliance Section and shall be handled and considered in the same manner as set forth in paragraph (c) of “Good Faith Effort Procedures” of this Special Provision, except a final decision that a good faith effort was not made during contract performance to achieve the goal agreed to in the Utilization Plan shall be the final administrative decision of the Department. The result of the reconsideration process is not administratively appealable to the U.S. Department of Transportation.

80029

## **HOT-MIX ASPHALT (BDE)**

Effective: January 1, 2024

Revise the second paragraph of Articles 1030.07(a)(11) and 1030.08(a)(9) of the Standard Specifications to read:

“When establishing the target density, the HMA maximum theoretical specific gravity ( $G_{mm}$ ) will be based on the running average of four available Department test results for that project. If less than four  $G_{mm}$  test results are available, an average of all available Department test results for that project will be used. The initial  $G_{mm}$  will be the last available Department test result from a QMP project. If there is no available Department test result from a QMP project, the Department mix design verification test result will be used as the initial  $G_{mm}$ .”

In the Supplemental Specifications, replace the revision for the end of the third paragraph of Article 1030.09(h)(2) with the following:

“When establishing the target density, the HMA maximum theoretical specific gravity ( $G_{mm}$ ) will be the Department mix design verification test result.”

Revise the tenth paragraph of Article 1030.10 of the Standard Specifications to read:

“Production is not required to stop after a test strip has been constructed.”

80456



## PERFORMANCE GRADED ASPHALT BINDER (BDE)

Effective: January 1, 2023

Revise Article 1032.05 of the Standard Specifications to read:

**“1032.05 Performance Graded Asphalt Binder.** These materials will be accepted according to the Bureau of Materials Policy Memorandum, “Performance Graded Asphalt Binder Qualification Procedure.” The Department will maintain a qualified producer list. These materials shall be free from water and shall not foam when heated to any temperature below the actual flash point. Air blown asphalt, recycle engine oil bottoms (ReOB), and polyphosphoric acid (PPA) modification shall not be used.

When requested, producers shall provide the Engineer with viscosity/temperature relationships for the performance graded asphalt binders delivered and incorporated in the work.

- (a) Performance Graded (PG) Asphalt Binder. The asphalt binder shall meet the requirements of AASHTO M 320, Table 1 “Standard Specification for Performance Graded Asphalt Binder” for the grade shown on the plans and the following.

Test	Parameter
Small Strain Parameter (AASHTO PP 113) BBR, $\Delta T_c$ , 40 hrs PAV (40 hrs continuous or 2 PAV at 20 hrs)	-5 °C min.

- (b) Modified Performance Graded (PG) Asphalt Binder. The asphalt binder shall meet the requirements of AASHTO M 320, Table 1 “Standard Specification for Performance Graded Asphalt Binder” for the grade shown on the plans.

Asphalt binder modification shall be performed at the source, as defined in the Bureau of Materials Policy Memorandum, “Performance Graded Asphalt Binder Qualification Procedure.”

Modified asphalt binder shall be safe to handle at asphalt binder production and storage temperatures or HMA construction temperatures. Safety Data Sheets (SDS) shall be provided for all asphalt modifiers.

- (1) Polymer Modification (SB/SBS or SBR). Elastomers shall be added to the base asphalt binder to achieve the specified performance grade and shall be either a styrene-butadiene diblock, triblock copolymer without oil extension, or a styrene-butadiene rubber. The polymer modified asphalt binder shall be smooth, homogeneous, and be according to the requirements shown in Table 1 or 2 for the grade shown on the plans.

Table 1 - Requirements for Styrene-Butadiene Copolymer (SB/SBS) Modified Asphalt Binders		
Test	Asphalt Grade SB/SBS PG 64-28 SB/SBS PG 70-22	Asphalt Grade SB/SBS PG 64-34 SB/SBS PG 70-28 SB/SBS PG 76-22 SB/SBS PG 76-28
Separation of Polymer ITP, "Separation of Polymer from Asphalt Binder" Difference in °F (°C) of the softening point between top and bottom portions	4 (2) max.	4 (2) max.
TESTS ON RESIDUE FROM ROLLING THIN FILM OVEN TEST (AASHTO T 240)		
Elastic Recovery ASTM D 6084, Procedure A, 77 °F (25 °C), 100 mm elongation, %	60 min.	70 min.

Table 2 - Requirements for Styrene-Butadiene Rubber (SBR) Modified Asphalt Binders		
Test	Asphalt Grade SBR PG 64-28 SBR PG 70-22	Asphalt Grade SB/SBS PG 64-34 SB/SBS PG 70-28 SBR PG 76-22 SBR PG 76-28
Separation of Polymer ITP, "Separation of Polymer from Asphalt Binder" Difference in °F (°C) of the softening point between top and bottom portions	4 (2) max.	4 (2) max.
Toughness ASTM D 5801, 77 °F (25 °C), 20 in./min. (500 mm/min.), in.-lbs (N-m)	110 (12.5) min.	110 (12.5) min.
Tenacity ASTM D 5801, 77 °F (25 °C), 20 in./min. (500 mm/min.), in.-lbs (N-m)	75 (8.5) min.	75 (8.5) min.
TESTS ON RESIDUE FROM ROLLING THIN FILM OVEN TEST (AASHTO T 240)		
Elastic Recovery ASTM D 6084, Procedure A, 77 °F (25 °C), 100 mm elongation, %	40 min.	50 min.

- (2) Ground Tire Rubber (GTR) Modification. GTR modification is the addition of recycled ground tire rubber to liquid asphalt binder to achieve the specified performance grade. GTR shall be produced from processing automobile and/or truck tires by the ambient

grinding method or micronizing through a cryogenic process. GTR shall not exceed 1/16 in. (2 mm) in any dimension and shall not contain free metal particles, moisture that would cause foaming of the asphalt, or other foreign materials. A mineral powder (such as talc) meeting the requirements of AASHTO M 17 may be added, up to a maximum of four percent by weight of GTR to reduce sticking and caking of the GTR particles. When tested in accordance with Illinois Modified AASHTO T 27 “Standard Method of Test for Sieve Analysis of Fine and Coarse Aggregates” or AASHTO PP 74 “Standard Practice for Determination of Size and Shape of Glass Beads Used in Traffic Markings by Means of Computerized Optical Method”, a 50 g sample of the GTR shall conform to the following gradation requirements.

Sieve Size	Percent Passing
No. 16 (1.18 mm)	100
No. 30 (600 µm)	95 ± 5
No. 50 (300 µm)	> 20

GTR modified asphalt binder shall be tested for rotational viscosity according to AASHTO T 316 using spindle S27. GTR modified asphalt binder shall be tested for original dynamic shear and RTFO dynamic shear according to AASHTO T 315 using a gap of 2 mm.

The GTR modified asphalt binder shall meet the requirements of Table 3.

Table 3 - Requirements for Ground Tire Rubber (GTR) Modified Asphalt Binders		
Test	Asphalt Grade GTR PG 64-28 GTR PG 70-22	Asphalt Grade GTR PG 76-22 GTR PG 76-28 GTR PG 70-28
TESTS ON RESIDUE FROM ROLLING THIN FILM OVEN TEST (AASHTO T 240)		
Elastic Recovery ASTM D 6084, Procedure A, 77 °F (25 °C), 100 mm elongation, %	60 min.	70 min.

- (3) Softener Modification (SM). Softener modification is the addition of organic compounds, such as engineered flux, bio-oil blends, modified vegetable oils, glycol amines, and fatty acid derivatives, to the base asphalt binder to achieve the specified performance grade. Softeners shall be dissolved, dispersed, or reacted in the asphalt binder to enhance its performance and shall remain compatible with the asphalt binder with no separation. Softeners shall not be added to modified PG asphalt binder as defined in Articles 1032.05(b)(1) or 1032.05(b)(2).

An Attenuated Total Reflectance-Fourier Transform Infrared spectrum (ATR-FTIR) shall be collected for both the softening compound as well as the softener modified

asphalt binder at the dose intended for qualification. The ATR-FTIR spectra shall be collected on unaged softener modified binder, 20-hour Pressurized Aging Vessel (PAV) aged softener modified binder, and 40-hour PAV aged softener modified binder. The ATR-FTIR shall be collected in accordance with Illinois Test Procedure 601. The electronic files spectral files (in one of the following extensions or equivalent: \*.SPA, \*.SPG, \*.IRD, \*.IFG, \*.CSV, \*.SP, \*.IRS, \*.GAML, \*. [0-9], \*.IGM, \*.ABS, \*.DRT, \*.SBM, \*.RAS) shall be submitted to the Central Bureau of Materials.

Softener modified asphalt binders shall meet the requirements in Table 4.

Test	Asphalt Grade	
	SM PG 46-28	SM PG 46-34
	SM PG 52-28	SM PG 52-34
	SM PG 58-22	SM PG 58-28
	SM PG 64-22	
Small Strain Parameter (AASHTO PP 113) BBR, $\Delta T_c$ , 40 hrs PAV (40 hrs continuous or 2 PAV at 20 hrs)	-5°C min.	
Large Strain Parameter (Illinois Modified AASHTO T 391) DSR/LAS Fatigue Property, $\Delta G^* _{peak}$ , 40 hrs PAV (40 hrs continuous or 2 PAV at 20 hrs)	≥ 54 %	

The following grades may be specified as tack coats.

Asphalt Grade	Use
PG 58-22, PG 58-28, PG 64-22	Tack Coat

Revise Article 1031.06(c)(1) and 1031.06(c)(2) of the Standard Specifications to read:

“(1) RAP/RAS. When RAP is used alone or RAP is used in conjunction with RAS, the percentage of virgin ABR shall not exceed the amounts listed in the following table.

Ndesign	Binder	Surface	Polymer Modified Binder or Surface <sup>3/</sup>
30	30	30	10
50	25	15	10
70	15	10	10
90	10	10	10

1/ For Low ESAL HMA shoulder and stabilized subbase, the RAP/RAS ABR shall not exceed 50 percent of the mixture.

- 2/ When RAP/RAS ABR exceeds 20 percent, the high and low virgin asphalt binder grades shall each be reduced by one grade (i.e. 25 percent ABR would require a virgin asphalt binder grade of PG 64-22 to be reduced to a PG 58-28).
  - 3/ The maximum ABR percentages for ground tire rubber (GTR) modified mixes shall be equivalent to the percentages specified for SBS/SBR polymer modified mixes.
- (2) FRAP/RAS. When FRAP is used alone or FRAP is used in conjunction with RAS, the percentage of virgin asphalt binder replacement shall not exceed the amounts listed in the following table.

HMA Mixtures - FRAP/RAS Maximum ABR % <sup>1/2/</sup>			
Ndesign	Binder	Surface	Polymer Modified Binder or Surface <sup>3/</sup>
30	55	45	15
50	45	40	15
70	45	35	15
90	45	35	15
SMA	--	--	25
IL-4.75	--	--	35

- 1/ For Low ESAL HMA shoulder and stabilized subbase, the FRAP/RAS ABR shall not exceed 50 percent of the mixture.
- 2/ When FRAP/RAS ABR exceeds 20 percent for all mixes, the high and low virgin asphalt binder grades shall each be reduced by one grade (i.e. 25 percent ABR would require a virgin asphalt binder grade of PG 64-22 to be reduced to a PG 58-28).
- 3/ The maximum ABR percentages for GTR modified mixes shall be equivalent to the percentages specified for SBS/SBR polymer modified mixes.”

Add the following to the end of Note 2 of Article 1030.03 of the Standard Specifications.

“A dedicated storage tank for the ground tire rubber (GTR) modified asphalt binder shall be provided. This tank shall be capable of providing continuous mechanical mixing throughout and/or recirculation of the asphalt binder to provide a uniform mixture. The tank shall be heated and capable of maintaining the temperature of the asphalt binder at 300 °F to 350 °F (149 °C to 177 °C). The asphalt binder metering systems of dryer drum plants shall be calibrated with the actual GTR modified asphalt binder material with an accuracy of ±0.40 percent.”

## **PORTLAND CEMENT CONCRETE (BDE)**

Effective: August 1, 2023

Revise the second paragraph of Article 1103.03(a)(4) the Standard Specifications to read:

“The dispenser system shall provide a visual indication that the liquid admixture is actually entering the batch, such as via a transparent or translucent section of tubing or by independent check with an integrated secondary metering device. If approved by the Engineer, an alternate indicator may be used for admixtures dosed at rates of 25 oz/cwt (1630 mL/100 kg) or greater, such as accelerating admixtures, corrosion inhibitors, and viscosity modifying admixtures.”

80451

## REMOVAL AND DISPOSAL OF REGULATED SUBSTANCES (BDE)

Effective: January 1, 2024

Revised: April 1, 2024

Revise the first paragraph of Article 669.04 of the Standard Specifications to read:

**“669.04 Regulated Substances Monitoring.** Regulated substances monitoring includes environmental observation and field screening during regulated substances management activities. The excavated soil and groundwater within the work areas shall be managed as either uncontaminated soil, hazardous waste, special waste, or non-special waste.

As part of the regulated substances monitoring, the monitoring personnel shall perform and document the applicable duties listed on form BDE 2732 “Regulated Substances Monitoring Daily Record (RSM DR)”.

Revise the first two sentences of the nineteenth paragraph of Article 669.05 of the Standard Specifications to read:

“The Contractor shall coordinate waste disposal approvals with the disposal facility and provide the specific analytical testing requirements of that facility. The Contractor shall make all arrangements for collection, transportation, and analysis of landfill acceptance testing.”

Revise the last paragraph of Article 669.05 of the Standard Specifications to read:

“The Contractor shall select a permitted landfill facility or CCDD/USFO facility meeting the requirements of 35 Ill. Admin. Code Parts 810-814 or Part 1100, respectively. The Department will review and approve or reject the facility proposed by the Contractor based upon information provided in BDE 2730. The Contractor shall verify whether the selected facility is compliant with those applicable standards as mandated by their permit and whether the facility is presently, has previously been, or has never been, on the United States Environmental Protection Agency (U.S. EPA) National Priorities List or the Resource Conservation and Recovery Act (RCRA) List of Violating Facilities. The use of a Contractor selected facility shall in no manner delay the construction schedule or alter the Contractor's responsibilities as set forth.”

Revise the first paragraph of Article 669.07 of the Standard Specifications to read:

**“669.07 Temporary Staging.** Soil classified according to Articles 669.05(a)(2), (b)(1), or (c) may be temporarily staged at the Contractor's option. All other soil classified according to Articles 669.05(a)(1), (a)(3), (a)(4), (a)(5), (a)(6), or (b)(2) shall be managed and disposed of without temporary staging to the greatest extent practicable. If circumstances beyond the Contractor's control require temporary staging of these latter materials, the Contractor shall request approval from the Engineer in writing.

Topsoil for re-use as final cover which has been field screened and found not to exhibit PID readings over daily background readings as documented on the BDE 2732, visual staining or

odors, and is classified according to Articles 669.05(a)(2), (a)(3), (a)(4), (b)(1), or (c) may be temporarily staged at the Contractor's option."

Add the following paragraph after the sixth paragraph of Article 669.11 of the Standard Specifications.

"The sampling and testing of effluent water derived from dewatering discharges for priority pollutants volatile organic compounds (VOCs), priority pollutants semi-volatile organic compounds (SVOCs), or priority pollutants metals, will be paid for at the contract unit price per each for VOCS GROUNDWATER ANALYSIS using EPA Method 8260B, SVOCS GROUNDWATER ANALYSIS using EPA Method 8270C, or RCRA METALS GROUNDWATER ANALYSIS using EPA Methods 6010B and 7471A. This price shall include transporting the sample from the job site to the laboratory."

Revise the first sentence of the eight paragraph of Article 669.11 of the Standard Specifications to read:

"Payment for temporary staging of soil classified according to Articles 669.05(a)(1), (a)(3), (a)(4), (a)(5), (a)(6), or (b)(2) to be managed and disposed of, if required and approved by the Engineer, will be paid according to Article 109.04."

80455



## **SEEDING (BDE)**

Effective: November 1, 2022

Revise Article 250.07 of the Standard Specifications to read:

**“250.07 Seeding Mixtures.** The classes of seeding mixtures and combinations of mixtures will be designated in the plans.

When an area is to be seeded with two or more seeding classes, those mixtures shall be applied separately on the designated area within a seven day period. Seeding shall occur prior to placement of mulch cover. A Class 7 mixture can be applied at any time prior to applying any seeding class or added to them and applied at the same time.

TABLE 1 - SEEDING MIXTURES		
Class - Type	Seeds	lb/acre (kg/hectare)
1 Lawn Mixture 1/	Kentucky Bluegrass	100 (110)
	Perennial Ryegrass	60 (70)
	<i>Festuca rubra</i> ssp. <i>rubra</i> (Creeping Red Fescue)	40 (50)
1A Salt Tolerant Lawn Mixture 1/	Kentucky Bluegrass	60 (70)
	Perennial Ryegrass	20 (20)
	<i>Festuca rubra</i> ssp. <i>rubra</i> (Creeping Red Fescue)	20 (20)
	<i>Festuca brevipilla</i> (Hard Fescue)	20 (20)
	<i>Puccinellia distans</i> (Fults Saltgrass or Salty Alkaligrass)	60 (70)
1B Low Maintenance Lawn Mixture 1/	Turf-Type Fine Fescue 3/	150 (170)
	Perennial Ryegrass	20 (20)
	Red Top	10 (10)
	<i>Festuca rubra</i> ssp. <i>rubra</i> (Creeping Red Fescue)	20 (20)
2 Roadside Mixture 1/	<i>Lolium arundinaceum</i> (Tall Fescue)	100 (110)
	Perennial Ryegrass	50 (55)
	<i>Festuca rubra</i> ssp. <i>rubra</i> (Creeping Red Fescue)	40 (50)
	Red Top	10 (10)
2A Salt Tolerant Roadside Mixture 1/	<i>Lolium arundinaceum</i> (Tall Fescue)	60 (70)
	Perennial Ryegrass	20 (20)
	<i>Festuca rubra</i> ssp. <i>rubra</i> (Creeping Red Fescue)	30 (20)
	<i>Festuca brevipila</i> (Hard Fescue)	30 (20)
	<i>Puccinellia distans</i> (Fults Saltgrass or Salty Alkaligrass)	60 (70)
3 Northern Illinois Slope Mixture 1/	<i>Elymus canadensis</i> (Canada Wild Rye) 5/	5 (5)
	Perennial Ryegrass	20 (20)
	Alsike Clover 4/	5 (5)
	<i>Desmanthus illinoensis</i> (Illinois Bundleflower) 4/ 5/	2 (2)
	<i>Schizachyrium scoparium</i> (Little Bluestem) 5/	12 (12)
	<i>Bouteloua curtipendula</i> (Side-Oats Grama) 5/	10 (10)
	<i>Puccinellia distans</i> (Fults Saltgrass or Salty Alkaligrass)	30 (35)
	Oats, Spring	50 (55)
	Slender Wheat Grass 5/	15 (15)
	Buffalo Grass 5/ 7/	5 (5)
	3A Southern Illinois Slope Mixture 1/	Perennial Ryegrass
<i>Elymus canadensis</i> (Canada Wild Rye) 5/		20 (20)
<i>Panicum virgatum</i> (Switchgrass) 5/		10 (10)
<i>Schizachyrium scoparium</i> (Little Blue Stem) 5/		12 (12)
<i>Bouteloua curtipendula</i> (Side-Oats Grama) 5/		10 (10)
<i>Dalea candida</i> (White Prairie Clover) 4/ 5/		5 (5)
<i>Rudbeckia hirta</i> (Black-Eyed Susan) 5/		5 (5)
Oats, Spring		50 (55)

Class – Type	Seeds	lb/acre (kg/hectare)
4 Native Grass 2/ 6/	<i>Andropogon gerardi</i> (Big Blue Stem) 5/	4 (4)
	<i>Schizachyrium scoparium</i> (Little Blue Stem) 5/	5 (5)
	<i>Bouteloua curtipendula</i> (Side-Oats Grama) 5/	5 (5)
	<i>Elymus canadensis</i> (Canada Wild Rye) 5/	1 (1)
	<i>Panicum virgatum</i> (Switch Grass) 5/	1 (1)
	<i>Sorghastrum nutans</i> (Indian Grass) 5/	2 (2)
	Annual Ryegrass	25 (25)
	Oats, Spring	25 (25)
	Perennial Ryegrass	15 (15)
	4A Low Profile Native Grass 2/ 6/	<i>Schizachyrium scoparium</i> (Little Blue Stem) 5/
<i>Bouteloua curtipendula</i> (Side-Oats Grama) 5/		5 (5)
<i>Elymus canadensis</i> (Canada Wild Rye) 5/		1 (1)
<i>Sporobolus heterolepis</i> (Prairie Dropseed) 5/		0.5 (0.5)
Annual Ryegrass		25 (25)
Oats, Spring		25 (25)
Perennial Ryegrass		15 (15)
4B Wetland Grass and Sedge Mixture 2/ 6/	Annual Ryegrass	25 (25)
	Oats, Spring	25 (25)
	Wetland Grasses (species below) 5/	6 (6)
<u>Species:</u>		<u>% By Weight</u>
<i>Calamagrostis canadensis</i> (Blue Joint Grass)		12
<i>Carex lacustris</i> (Lake-Bank Sedge)		6
<i>Carex slipata</i> (Awl-Fruited Sedge)		6
<i>Carex stricta</i> (Tussock Sedge)		6
<i>Carex vulpinoidea</i> (Fox Sedge)		6
<i>Eleocharis acicularis</i> (Needle Spike Rush)		3
<i>Eleocharis obtusa</i> (Blunt Spike Rush)		3
<i>Glyceria striata</i> (Fowl Manna Grass)		14
<i>Juncus effusus</i> (Common Rush)		6
<i>Juncus tenuis</i> (Slender Rush)		6
<i>Juncus torreyi</i> (Torrey's Rush)		6
<i>Leersia oryzoides</i> (Rice Cut Grass)		10
<i>Scirpus acutus</i> (Hard-Stemmed Bulrush)		3
<i>Scirpus atrovirens</i> (Dark Green Rush)		3
<i>Bolboschoenus fluviatilis</i> (River Bulrush)		3
<i>Schoenoplectus tabernaemontani</i> (Softstem Bulrush)		3
<i>Spartina pectinata</i> (Cord Grass)		4

Class – Type	Seeds	lb/acre (kg/hectare)
5	Forb with Annuals Mixture 2/ 5/ 6/	Annuals Mixture (Below) Forb Mixture (Below)
		1 (1) 10 (10)
	Annuals Mixture - Mixture not exceeding 25 % by weight of any one species, of the following:	
	<i>Coreopsis lanceolata</i> (Sand Coreopsis) <i>Leucanthemum maximum</i> (Shasta Daisy) <i>Gaillardia pulchella</i> (Blanket Flower) <i>Ratibida columnifera</i> (Prairie Coneflower) <i>Rudbeckia hirta</i> (Black-Eyed Susan)	
	Forb Mixture - Mixture not exceeding 5 % by weight PLS of any one species, of the following:	
	<i>Amorpha canescens</i> (Lead Plant) 4/ <i>Anemone cylindrica</i> (Thimble Weed) <i>Asclepias tuberosa</i> (Butterfly Weed) <i>Aster azureus</i> (Sky Blue Aster) <i>Symphotrichum leave</i> (Smooth Aster) <i>Aster novae-angliae</i> (New England Aster) <i>Baptisia leucantha</i> (White Wild Indigo) 4/ <i>Coreopsis palmata</i> (Prairie Coreopsis) <i>Echinacea pallida</i> (Pale Purple Coneflower) <i>Eryngium yuccifolium</i> (Rattlesnake Master) <i>Helianthus mollis</i> (Downy Sunflower) <i>Heliopsis helianthoides</i> (Ox-Eye) <i>Liatris aspera</i> (Rough Blazing Star) <i>Liatris pycnostachya</i> (Prairie Blazing Star) <i>Monarda fistulosa</i> (Prairie Bergamot) <i>Parthenium integrifolium</i> (Wild Quinine) <i>Dalea candida</i> (White Prairie Clover) 4/ <i>Dalea purpurea</i> (Purple Prairie Clover) 4/ <i>Physostegia virginiana</i> (False Dragonhead) <i>Potentilla arguta</i> (Prairie Cinquefoil) <i>Ratibida pinnata</i> (Yellow Coneflower) <i>Rudbeckia subtomentosa</i> (Fragrant Coneflower) <i>Silphium laciniatum</i> (Compass Plant) <i>Silphium terebinthinaceum</i> (Prairie Dock) <i>Oligoneuron rigidum</i> (Rigid Goldenrod) <i>Tradescantia ohiensis</i> (Spiderwort) <i>Veronicastrum virginicum</i> (Culver's Root)	

Class – Type	Seeds	lb/acre (kg/hectare)
5A Large Flower Native Forb Mixture 2/ 5/ 6/	Forb Mixture (see below)	5 (5)
	<u>Species:</u>	<u>% By Weight</u>
	<i>Aster novae-angliae</i> (New England Aster)	5
	<i>Echinacea pallida</i> (Pale Purple Coneflower)	10
	<i>Helianthus mollis</i> (Downy Sunflower)	10
	<i>Heliopsis helianthoides</i> (Ox-Eye)	10
	<i>Liatris pycnostachya</i> (Prairie Blazing Star)	10
	<i>Ratibida pinnata</i> (Yellow Coneflower)	5
	<i>Rudbeckia hirta</i> (Black-Eyed Susan)	10
	<i>Silphium laciniatum</i> (Compass Plant)	10
	<i>Silphium terebinthinaceum</i> (Prairie Dock)	20
	<i>Oligoneuron rigidum</i> (Rigid Goldenrod)	10
5B Wetland Forb 2/ 5/ 6/	Forb Mixture (see below)	2 (2)
	<u>Species:</u>	<u>% By Weight</u>
	<i>Acorus calamus</i> (Sweet Flag)	3
	<i>Angelica atropurpurea</i> (Angelica)	6
	<i>Asclepias incarnata</i> (Swamp Milkweed)	2
	<i>Aster puniceus</i> (Purple Stemmed Aster)	10
	<i>Bidens cernua</i> (Beggarticks)	7
	<i>Eutrochium maculatum</i> (Spotted Joe Pye Weed)	7
	<i>Eupatorium perfoliatum</i> (Boneset)	7
	<i>Helenium autumnale</i> (Autumn Sneezeweed)	2
	<i>Iris virginica shrevei</i> (Blue Flag Iris)	2
	<i>Lobelia cardinalis</i> (Cardinal Flower)	5
	<i>Lobelia siphilitica</i> (Great Blue Lobelia)	5
	<i>Lythrum alatum</i> (Winged Loosestrife)	2
	<i>Physostegia virginiana</i> (False Dragonhead)	5
	<i>Persicaria pensylvanica</i> (Pennsylvania Smartweed)	10
	<i>Persicaria lapathifolia</i> (Curlytop Knotweed)	10
	<i>Pycnanthemum virginianum</i> (Mountain Mint)	5
	<i>Rudbeckia laciniata</i> (Cut-leaf Coneflower)	5
	<i>Oligoneuron riddellii</i> (Riddell Goldenrod)	2
	<i>Sparganium eurycarpum</i> (Giant Burreed)	5
6 Conservation Mixture 2/ 6/	<i>Schizachyrium scoparium</i> (Little Blue Stem) 5/ <i>Elymus canadensis</i> (Canada Wild Rye) 5/ Buffalo Grass 5/ 7/ Vernal Alfalfa 4/ Oats, Spring	5 (5) 2 (2) 5 (5) 15 (15) 48 (55)
6A Salt Tolerant Conservation Mixture 2/ 6/	<i>Schizachyrium scoparium</i> (Little Blue Stem) 5/ <i>Elymus canadensis</i> (Canada Wild Rye) 5/ Buffalo Grass 5/ 7/ Vernal Alfalfa 4/ Oats, Spring <i>Puccinellia distans</i> (Fults Saltgrass or Salty Alkaligrass)	5 (5) 2 (2) 5 (5) 15 (15) 48 (55) 20 (20)
7 Temporary Turf Cover Mixture	Perennial Ryegrass Oats, Spring	50 (55) 64 (70)

Notes:

- 1/ Seeding shall be performed when the ambient temperature has been between 45 °F (7 °C) and 80 °F (27 °C) for a minimum of seven (7) consecutive days and is forecasted to be the same for the next five (5) days according to the National Weather Service.
- 2/ Seeding shall be performed in late fall through spring beginning when the ambient temperature has been below 45 °F (7 °C) for a minimum of seven (7) consecutive days and ending when the ambient temperature exceeds 80 °F (27 °C) according to the National Weather Service.
- 3/ Specific variety as shown in the plans or approved by the Engineer.
- 4/ Inoculation required.
- 5/ Pure Live Seed (PLS) shall be used.
- 6/ Fertilizer shall not be used.
- 7/ Seed shall be primed with  $\text{KNO}_3$  to break dormancy and dyed to indicate such.

Seeding will be inspected after a period of establishment. The period of establishment shall be six (6) months minimum, but not to exceed nine (9) months. After the period of establishment, areas not exhibiting 75 percent uniform growth shall be interseeded or reseeded, as determined by the Engineer, at no additional cost to the Department.”

80445

## **SOURCE OF SUPPLY AND QUALITY REQUIREMENTS (BDE)**

Effective: January 2, 2023

Add the following to Article 106.01 of the Standard Specifications:

“The final manufacturing process for construction materials and the immediately preceding manufacturing stage for construction materials shall occur within the United States. Construction materials shall include an article, material, or supply that is or consists primarily of the following.

- (a) Non-ferrous metals;
- (b) Plastic and polymer-based products (including polyvinylchloride, composite building materials, and polymers used in fiber optic cables);
- (c) Glass (including optic glass);
- (d) Lumber;
- (e) Drywall.

Items consisting of two or more of the listed construction materials that have been combined through a manufacturing process, and items including at least one of the listed materials combined with a material that is not listed through a manufacturing process shall be exempt.”

80448

## **SUBCONTRACTOR AND DBE PAYMENT REPORTING (BDE)**

Effective: April 2, 2018

Add the following to Section 109 of the Standard Specifications.

**“109.14 Subcontractor and Disadvantaged Business Enterprise Payment Reporting.**  
The Contractor shall report all payments made to the following parties:

- (a) first tier subcontractors;
- (b) lower tier subcontractors affecting disadvantaged business enterprise (DBE) goal credit;
- (c) material suppliers or trucking firms that are part of the Contractor’s submitted DBE utilization plan.

The report shall be made through the Department’s on-line subcontractor payment reporting system within 21 days of making the payment.”

80397



## **SUBCONTRACTOR MOBILIZATION PAYMENTS (BDE)**

Effective: November 2, 2017

Revised: April 1, 2019

Replace the second paragraph of Article 109.12 of the Standard Specifications with the following:

“This mobilization payment shall be made at least seven days prior to the subcontractor starting work. The amount paid shall be at the following percentage of the amount of the subcontract reported on form BC 260A submitted for the approval of the subcontractor’s work.

Value of Subcontract Reported on Form BC 260A	Mobilization Percentage
Less than \$10,000	25%
\$10,000 to less than \$20,000	20%
\$20,000 to less than \$40,000	18%
\$40,000 to less than \$60,000	16%
\$60,000 to less than \$80,000	14%
\$80,000 to less than \$100,000	12%
\$100,000 to less than \$250,000	10%
\$250,000 to less than \$500,000	9%
\$500,000 to \$750,000	8%
Over \$750,000	7%”

80391

## **SUBMISSION OF PAYROLL RECORDS (BDE)**

Effective: April 1, 2021

Revised: November 2, 2023

FEDERAL AID CONTRACTS. Revise the following section of Check Sheet #1 of the Recurring Special Provisions to read:

### **“STATEMENTS AND PAYROLLS**

The payroll records shall include the worker’s name, social security number, last known address, telephone number, email address, classification(s) of work actually performed, hourly rates of wages paid (including rates of contributions or costs anticipated for bona fide fringe benefits or cash equivalents thereof), daily and weekly number of hours actually worked in total, deductions made, and actual wages paid.

The Contractor and each subcontractor shall submit certified payroll records to the Department each week from the start to the completion of their respective work, except that full social security numbers, last known addresses, telephone numbers, and email addresses shall not be included on weekly submittals. Instead, the payrolls need only include an identification number for each employee (e.g., the last four digits of the employee’s social security number). The submittals shall be made using LCPTracker Pro software. The software is web-based and can be accessed at <https://lcptracker.com/>. When there has been no activity during a work week, a payroll record shall still be submitted with the appropriate option (“No Work”, “Suspended”, or “Complete”) selected.”

STATE CONTRACTS. Revise Item 3 of Section IV of Check Sheet #5 of the Recurring Special Provisions to read:

- “3. Submission of Payroll Records. The Contractor and each subcontractor shall, no later than the 15<sup>th</sup> day of each calendar month, file a certified payroll for the immediately preceding month to the Illinois Department of Labor (IDOL) through the Illinois Prevailing Wage Portal in compliance with the State Prevailing Wage Act (820 ILCS 130). The portal can be found on the IDOL website at <https://www2.illinois.gov/idol/Laws-Rules/CONMED/Pages/Prevailing-Wage-Portal.aspx>. Payrolls shall be submitted in the format prescribed by the IDOL.

In addition to filing certified payroll(s) with the IDOL, the Contractor and each subcontractor shall certify and submit payroll records to the Department each week from the start to the completion of their respective work, except that full social security numbers shall not be included on weekly submittals. Instead, the payrolls shall include an identification number for each employee (e.g., the last four digits of the employee’s social security number). In addition, starting and ending times of work each day may be omitted from the payroll records submitted. The submittals shall be made using LCPTracker Pro software. The software is web-based and can be accessed at <https://lcptracker.com/>.

When there has been no activity during a work week, a payroll record shall still be submitted with the appropriate option (“No Work”, “Suspended”, or “Complete”) selected.”

80437

## **VEHICLE AND EQUIPMENT WARNING LIGHTS (BDE)**

Effective: November 1, 2021

Revised: November 1, 2022

Add the following paragraph after the first paragraph of Article 701.08 of the Standard Specifications:

“The Contractor shall equip all vehicles and equipment with high-intensity oscillating, rotating, or flashing, amber or amber-and-white, warning lights which are visible from all directions. In accordance with 625 ILCS 5/12-215, the lights may only be in operation while the vehicle or equipment is engaged in construction operations.”

80439

## **WEEKLY DBE TRUCKING REPORTS (BDE)**

Effective: June 2, 2012

Revised: November 1, 2021

The Contractor shall submit a weekly report of Disadvantaged Business Enterprise (DBE) trucks hired by the Contractor or subcontractors (i.e. not owned by the Contractor or subcontractors) that are used for DBE goal credit.

The report shall be submitted to the Engineer on Department form "SBE 723" within ten business days following the reporting period. The reporting period shall be Sunday through Saturday for each week reportable trucking activities occur.

Any costs associated with providing weekly DBE trucking reports shall be considered as included in the contract unit prices bid for the various items of work involved and no additional compensation will be allowed.

80302

## WORK ZONE TRAFFIC CONTROL DEVICES (BDE)

Effective: March 2, 2020

Add the following to Article 701.03 of the Standard Specifications:

“(q) Temporary Sign Supports ..... 1106.02”

Revise the third paragraph of Article 701.14 of the Standard Specifications to read:

“For temporary sign supports, the Contractor shall provide a FHWA eligibility letter for each device used on the contract. The letter shall provide information for the set-up and use of the device as well as a detailed drawing of the device. The signs shall be supported within 20 degrees of vertical. Weights used to stabilize signs shall be attached to the sign support per the manufacturer’s specifications.”

Revise the first paragraph of Article 701.15 of the Standard Specifications to read:

“**701.15 Traffic Control Devices.** For devices that must meet crashworthiness standards, the Contractor shall provide a manufacturer’s self-certification or a FHWA eligibility letter for each Category 1 device and a FHWA eligibility letter for each Category 2 and Category 3 device used on the contract. The self-certification or letter shall provide information for the set-up and use of the device as well as a detailed drawing of the device.”

Revise the first six paragraphs of Article 1106.02 of the Standard Specifications to read:

“**1106.02 Devices.** Work zone traffic control devices and combinations of devices shall meet crashworthiness standards for their respective categories. The categories are as follows.

Category 1 includes small, lightweight, channelizing and delineating devices that have been in common use for many years and are known to be crashworthy by crash testing of similar devices or years of demonstrable safe performance. These include cones, tubular markers, plastic drums, and delineators, with no attachments (e.g. lights). Category 1 devices manufactured after December 31, 2019 shall be MASH-16 compliant. Category 1 devices manufactured on or before December 31, 2019, and compliant with NCHRP 350 or MASH 2009, may be used on contracts let before December 31, 2024.

Category 2 includes devices that are not expected to produce significant vehicular velocity change but may otherwise be hazardous. These include vertical panels with lights, barricades, temporary sign supports, and Category 1 devices with attachments (e.g. drums with lights). Category 2 devices manufactured after December 31, 2019 shall be MASH-16 compliant. Category 2 devices manufactured on or before December 31, 2019, and compliant with NCHRP 350 or MASH 2009, may be used on contracts let before December 31, 2024.

Category 3 includes devices that are expected to cause significant velocity changes or other potentially harmful reactions to impacting vehicles. These include crash cushions (impact

attenuators), truck mounted attenuators, and other devices not meeting the definitions of Category 1 or 2. Category 3 devices manufactured after December 31, 2019 shall be MASH-16 compliant. Category 3 devices manufactured on or before December 31, 2019, and compliant with NCHRP 350 or MASH 2009, may be used on contracts let before December 31, 2029. Category 3 devices shall be crash tested for Test Level 3 or the test level specified.

Category 4 includes portable or trailer-mounted devices such as arrow boards, changeable message signs, temporary traffic signals, and area lighting supports. It is preferable for Category 4 devices manufactured after December 31, 2019 to be MASH-16 compliant; however, there are currently no crash tested devices in this category, so it remains exempt from the NCHRP 350 or MASH compliance requirement.

For each type of device, when no more than one MASH-16 compliant is available, an NCHRP 350 or MASH-2009 compliant device may be used, even if manufactured after December 31, 2019.”

Revise Articles 1106.02(g), 1106.02(k), and 1106.02(l) to read:

“(g) Truck Mounted/Trailer Mounted Attenuators. The attenuator shall be approved for use at Test Level 3. Test Level 2 may be used for normal posted speeds less than or equal to 45 mph.

(k) Temporary Water Filled Barrier. The water filled barrier shall be a lightweight plastic shell designed to accept water ballast and be on the Department’s qualified product list.

Shop drawings shall be furnished by the manufacturer and shall indicate the deflection of the barrier as determined by acceptance testing; the configuration of the barrier in that test; and the vehicle weight, velocity, and angle of impact of the deflection test. The Engineer shall be provided one copy of the shop drawings.

(l) Movable Traffic Barrier. The movable traffic barrier shall be on the Department’s qualified product list.

Shop drawings shall be furnished by the manufacturer and shall indicate the deflection of the barrier as determined by acceptance testing; the configuration of the barrier in that test; and the vehicle weight, velocity, and angle of impact of the deflection test. The Engineer shall be provided one copy of the shop drawings. The barrier shall be capable of being moved on and off the roadway on a daily basis.”

80427

**REQUIRED CONTRACT PROVISIONS FEDERAL-AID CONSTRUCTION CONTRACTS**

- I. General
- II. Nondiscrimination
- III. Non-segregated Facilities
- IV. Davis-Bacon and Related Act Provisions
- V. Contract Work Hours and Safety Standards Act Provisions
- VI. Subletting or Assigning the Contract
- VII. Safety: Accident Prevention
- VIII. False Statements Concerning Highway Projects
- IX. Implementation of Clean Air Act and Federal Water Pollution Control Act
- X. Certification Regarding Debarment, Suspension, Ineligibility and Voluntary Exclusion
- XI. Certification Regarding Use of Contract Funds for Lobbying
- XII. Use of United States-Flag Vessels:

**ATTACHMENTS**

A. Employment and Materials Preference for Appalachian Development Highway System or Appalachian Local Access Road Contracts (included in Appalachian contracts only)

**I. GENERAL**

1. Form FHWA-1273 must be physically incorporated in each construction contract funded under title 23, United States Code, as required in 23 CFR 633.102(b) (excluding emergency contracts solely intended for debris removal). The contractor (or subcontractor) must insert this form in each subcontract and further require its inclusion in all lower tier subcontracts (excluding purchase orders, rental agreements and other agreements for supplies or services). 23 CFR 633.102(e).

The applicable requirements of Form FHWA-1273 are incorporated by reference for work done under any purchase order, rental agreement or agreement for other services. The prime contractor shall be responsible for compliance by any subcontractor, lower-tier subcontractor or service provider. 23 CFR 633.102(e).

Form FHWA-1273 must be included in all Federal-aid design-build contracts, in all subcontracts and in lower tier subcontracts (excluding subcontracts for design services, purchase orders, rental agreements and other agreements for supplies or services) in accordance with 23 CFR 633.102. The design-builder shall be responsible for compliance by any subcontractor, lower-tier subcontractor or service provider.

Contracting agencies may reference Form FHWA-1273 in solicitation-for-bids or request-for-proposals documents, however, the Form FHWA-1273 must be physically incorporated (not referenced) in all contracts, subcontracts and lower-tier subcontracts (excluding purchase orders, rental agreements and other agreements for supplies or services related to a construction contract). 23 CFR 633.102(b).

2. Subject to the applicability criteria noted in the following sections, these contract provisions shall apply to all work

performed on the contract by the contractor's own organization and with the assistance of workers under the contractor's immediate superintendence and to all work performed on the contract by piecework, station work, or by subcontract. 23 CFR 633.102(d).

3. A breach of any of the stipulations contained in these Required Contract Provisions may be sufficient grounds for withholding of progress payments, withholding of final payment, termination of the contract, suspension / debarment or any other action determined to be appropriate by the contracting agency and FHWA.

4. Selection of Labor: During the performance of this contract, the contractor shall not use convict labor for any purpose within the limits of a construction project on a Federal-aid highway unless it is labor performed by convicts who are on parole, supervised release, or probation. 23 U.S.C. 114(b). The term Federal-aid highway does not include roadways functionally classified as local roads or rural minor collectors. 23 U.S.C. 101(a).

**II. NONDISCRIMINATION** (23 CFR 230.107(a); 23 CFR Part 230, Subpart A, Appendix A; EO 11246)

The provisions of this section related to 23 CFR Part 230, Subpart A, Appendix A are applicable to all Federal-aid construction contracts and to all related construction subcontracts of \$10,000 or more. The provisions of 23 CFR Part 230 are not applicable to material supply, engineering, or architectural service contracts.

In addition, the contractor and all subcontractors must comply with the following policies: Executive Order 11246, 41 CFR Part 60, 29 CFR Parts 1625-1627, 23 U.S.C. 140, Section 504 of the Rehabilitation Act of 1973, as amended (29 U.S.C. 794), Title VI of the Civil Rights Act of 1964, as amended (42 U.S.C. 2000d et seq.), and related regulations including 49 CFR Parts 21, 26, and 27; and 23 CFR Parts 200, 230, and 633.

The contractor and all subcontractors must comply with: the requirements of the Equal Opportunity Clause in 41 CFR 60-1.4(b) and, for all construction contracts exceeding \$10,000, the Standard Federal Equal Employment Opportunity Construction Contract Specifications in 41 CFR 60-4.3.

Note: The U.S. Department of Labor has exclusive authority to determine compliance with Executive Order 11246 and the policies of the Secretary of Labor including 41 CFR Part 60, and 29 CFR Parts 1625-1627. The contracting agency and the FHWA have the authority and the responsibility to ensure compliance with 23 U.S.C. 140, Section 504 of the Rehabilitation Act of 1973, as amended (29 U.S.C. 794), and Title VI of the Civil Rights Act of 1964, as amended (42 U.S.C. 2000d et seq.), and related regulations including 49 CFR Parts 21, 26, and 27; and 23 CFR Parts 200, 230, and 633.

The following provision is adopted from 23 CFR Part 230, Subpart A, Appendix A, with appropriate revisions to conform to the U.S. Department of Labor (US DOL) and FHWA requirements.



**1. Equal Employment Opportunity:** Equal Employment Opportunity (EEO) requirements not to discriminate and to take affirmative action to assure equal opportunity as set forth under laws, executive orders, rules, regulations (see 28 CFR Part 35, 29 CFR Part 1630, 29 CFR Parts 1625-1627, 41 CFR Part 60 and 49 CFR Part 27) and orders of the Secretary of Labor as modified by the provisions prescribed herein, and imposed pursuant to 23 U.S.C. 140, shall constitute the EEO and specific affirmative action standards for the contractor's project activities under this contract. The provisions of the Americans with Disabilities Act of 1990 (42 U.S.C. 12101 et seq.) set forth under 28 CFR Part 35 and 29 CFR Part 1630 are incorporated by reference in this contract. In the execution of this contract, the contractor agrees to comply with the following minimum specific requirement activities of EEO:

a. The contractor will work with the contracting agency and the Federal Government to ensure that it has made every good faith effort to provide equal opportunity with respect to all of its terms and conditions of employment and in their review of activities under the contract. 23 CFR 230.409 (g)(4) & (5).

b. The contractor will accept as its operating policy the following statement:

"It is the policy of this Company to assure that applicants are employed, and that employees are treated during employment, without regard to their race, religion, sex, sexual orientation, gender identity, color, national origin, age or disability. Such action shall include: employment, upgrading, demotion, or transfer; recruitment or recruitment advertising; layoff or termination; rates of pay or other forms of compensation; and selection for training, including apprenticeship, pre-apprenticeship, and/or on-the-job training."

**2. EEO Officer:** The contractor will designate and make known to the contracting officers an EEO Officer who will have the responsibility for and must be capable of effectively administering and promoting an active EEO program and who must be assigned adequate authority and responsibility to do so.

**3. Dissemination of Policy:** All members of the contractor's staff who are authorized to hire, supervise, promote, and discharge employees, or who recommend such action or are substantially involved in such action, will be made fully cognizant of and will implement the contractor's EEO policy and contractual responsibilities to provide EEO in each grade and classification of employment. To ensure that the above agreement will be met, the following actions will be taken as a minimum:

a. Periodic meetings of supervisory and personnel office employees will be conducted before the start of work and then not less often than once every six months, at which time the contractor's EEO policy and its implementation will be reviewed and explained. The meetings will be conducted by the EEO Officer or other knowledgeable company official.

b. All new supervisory or personnel office employees will be given a thorough indoctrination by the EEO Officer, covering all major aspects of the contractor's EEO obligations within thirty days following their reporting for duty with the contractor.

c. All personnel who are engaged in direct recruitment for the project will be instructed by the EEO Officer in the contractor's procedures for locating and hiring minorities and women.

d. Notices and posters setting forth the contractor's EEO policy will be placed in areas readily accessible to employees, applicants for employment and potential employees.

e. The contractor's EEO policy and the procedures to implement such policy will be brought to the attention of employees by means of meetings, employee handbooks, or other appropriate means.

**4. Recruitment:** When advertising for employees, the contractor will include in all advertisements for employees the notation: "An Equal Opportunity Employer." All such advertisements will be placed in publications having a large circulation among minorities and women in the area from which the project work force would normally be derived.

a. The contractor will, unless precluded by a valid bargaining agreement, conduct systematic and direct recruitment through public and private employee referral sources likely to yield qualified minorities and women. To meet this requirement, the contractor will identify sources of potential minority group employees and establish with such identified sources procedures whereby minority and women applicants may be referred to the contractor for employment consideration.

b. In the event the contractor has a valid bargaining agreement providing for exclusive hiring hall referrals, the contractor is expected to observe the provisions of that agreement to the extent that the system meets the contractor's compliance with EEO contract provisions. Where implementation of such an agreement has the effect of discriminating against minorities or women, or obligates the contractor to do the same, such implementation violates Federal nondiscrimination provisions.

c. The contractor will encourage its present employees to refer minorities and women as applicants for employment. Information and procedures with regard to referring such applicants will be discussed with employees.

**5. Personnel Actions:** Wages, working conditions, and employee benefits shall be established and administered, and personnel actions of every type, including hiring, upgrading, promotion, transfer, demotion, layoff, and termination, shall be taken without regard to race, color, religion, sex, sexual orientation, gender identity, national origin, age or disability. The following procedures shall be followed:

a. The contractor will conduct periodic inspections of project sites to ensure that working conditions and employee facilities do not indicate discriminatory treatment of project site personnel.

b. The contractor will periodically evaluate the spread of wages paid within each classification to determine any evidence of discriminatory wage practices.

c. The contractor will periodically review selected personnel actions in depth to determine whether there is evidence of discrimination. Where evidence is found, the contractor will promptly take corrective action. If the review indicates that the discrimination may extend beyond the actions reviewed, such corrective action shall include all affected persons.

d. The contractor will promptly investigate all complaints of alleged discrimination made to the contractor in connection with its obligations under this contract, will attempt to resolve such complaints, and will take appropriate corrective action

within a reasonable time. If the investigation indicates that the discrimination may affect persons other than the complainant, such corrective action shall include such other persons. Upon completion of each investigation, the contractor will inform every complainant of all of their avenues of appeal.

#### **6. Training and Promotion:**

a. The contractor will assist in locating, qualifying, and increasing the skills of minorities and women who are applicants for employment or current employees. Such efforts should be aimed at developing full journey level status employees in the type of trade or job classification involved.

b. Consistent with the contractor's work force requirements and as permissible under Federal and State regulations, the contractor shall make full use of training programs (i.e., apprenticeship and on-the-job training programs for the geographical area of contract performance). In the event a special provision for training is provided under this contract, this subparagraph will be superseded as indicated in the special provision. The contracting agency may reserve training positions for persons who receive welfare assistance in accordance with 23 U.S.C. 140(a).

c. The contractor will advise employees and applicants for employment of available training programs and entrance requirements for each.

d. The contractor will periodically review the training and promotion potential of employees who are minorities and women and will encourage eligible employees to apply for such training and promotion.

**7. Unions:** If the contractor relies in whole or in part upon unions as a source of employees, the contractor will use good faith efforts to obtain the cooperation of such unions to increase opportunities for minorities and women. 23 CFR 230.409. Actions by the contractor, either directly or through a contractor's association acting as agent, will include the procedures set forth below:

a. The contractor will use good faith efforts to develop, in cooperation with the unions, joint training programs aimed toward qualifying more minorities and women for membership in the unions and increasing the skills of minorities and women so that they may qualify for higher paying employment.

b. The contractor will use good faith efforts to incorporate an EEO clause into each union agreement to the end that such union will be contractually bound to refer applicants without regard to their race, color, religion, sex, sexual orientation, gender identity, national origin, age, or disability.

c. The contractor is to obtain information as to the referral practices and policies of the labor union except that to the extent such information is within the exclusive possession of the labor union and such labor union refuses to furnish such information to the contractor, the contractor shall so certify to the contracting agency and shall set forth what efforts have been made to obtain such information.

d. In the event the union is unable to provide the contractor with a reasonable flow of referrals within the time limit set forth in the collective bargaining agreement, the contractor will, through independent recruitment efforts, fill the employment vacancies without regard to race, color, religion, sex, sexual orientation, gender identity, national origin, age, or disability; making full efforts to obtain qualified and/or qualifiable minorities and women. The failure of a union to provide

sufficient referrals (even though it is obligated to provide exclusive referrals under the terms of a collective bargaining agreement) does not relieve the contractor from the requirements of this paragraph. In the event the union referral practice prevents the contractor from meeting the obligations pursuant to Executive Order 11246, as amended, and these special provisions, such contractor shall immediately notify the contracting agency.

#### **8. Reasonable Accommodation for Applicants /**

**Employees with Disabilities:** The contractor must be familiar with the requirements for and comply with the Americans with Disabilities Act and all rules and regulations established thereunder. Employers must provide reasonable accommodation in all employment activities unless to do so would cause an undue hardship.

**9. Selection of Subcontractors, Procurement of Materials and Leasing of Equipment:** The contractor shall not discriminate on the grounds of race, color, religion, sex, sexual orientation, gender identity, national origin, age, or disability in the selection and retention of subcontractors, including procurement of materials and leases of equipment. The contractor shall take all necessary and reasonable steps to ensure nondiscrimination in the administration of this contract.

a. The contractor shall notify all potential subcontractors, suppliers, and lessors of their EEO obligations under this contract.

b. The contractor will use good faith efforts to ensure subcontractor compliance with their EEO obligations.

#### **10. Assurances Required:**

a. The requirements of 49 CFR Part 26 and the State DOT's FHWA-approved Disadvantaged Business Enterprise (DBE) program are incorporated by reference.

b. The contractor, subrecipient or subcontractor shall not discriminate on the basis of race, color, national origin, or sex in the performance of this contract. The contractor shall carry out applicable requirements of 49 CFR part 26 in the award and administration of DOT-assisted contracts. Failure by the contractor to carry out these requirements is a material breach of this contract, which may result in the termination of this contract or such other remedy as the recipient deems appropriate, which may include, but is not limited to:

- (1) Withholding monthly progress payments;
- (2) Assessing sanctions;
- (3) Liquidated damages; and/or
- (4) Disqualifying the contractor from future bidding as non-responsible.

c. The Title VI and nondiscrimination provisions of U.S. DOT Order 1050.2A at Appendixes A and E are incorporated by reference. 49 CFR Part 21.

**11. Records and Reports:** The contractor shall keep such records as necessary to document compliance with the EEO requirements. Such records shall be retained for a period of three years following the date of the final payment to the contractor for all contract work and shall be available at reasonable times and places for inspection by authorized representatives of the contracting agency and the FHWA.

a. The records kept by the contractor shall document the following:

(1) The number and work hours of minority and non-minority group members and women employed in each work classification on the project;

(2) The progress and efforts being made in cooperation with unions, when applicable, to increase employment opportunities for minorities and women; and

(3) The progress and efforts being made in locating, hiring, training, qualifying, and upgrading minorities and women.

b. The contractors and subcontractors will submit an annual report to the contracting agency each July for the duration of the project indicating the number of minority, women, and non-minority group employees currently engaged in each work classification required by the contract work. This information is to be reported on [Form FHWA-1391](#). The staffing data should represent the project work force on board in all or any part of the last payroll period preceding the end of July. If on-the-job training is being required by special provision, the contractor will be required to collect and report training data. The employment data should reflect the work force on board during all or any part of the last payroll period preceding the end of July.

### III. NONSEGREGATED FACILITIES

This provision is applicable to all Federal-aid construction contracts and to all related construction subcontracts of more than \$10,000. 41 CFR 60-1.5.

As prescribed by 41 CFR 60-1.8, the contractor must ensure that facilities provided for employees are provided in such a manner that segregation on the basis of race, color, religion, sex, sexual orientation, gender identity, or national origin cannot result. The contractor may neither require such segregated use by written or oral policies nor tolerate such use by employee custom. The contractor's obligation extends further to ensure that its employees are not assigned to perform their services at any location under the contractor's control where the facilities are segregated. The term "facilities" includes waiting rooms, work areas, restaurants and other eating areas, time clocks, restrooms, washrooms, locker rooms and other storage or dressing areas, parking lots, drinking fountains, recreation or entertainment areas, transportation, and housing provided for employees. The contractor shall provide separate or single-user restrooms and necessary dressing or sleeping areas to assure privacy between sexes.

### IV. DAVIS-BACON AND RELATED ACT PROVISIONS

This section is applicable to all Federal-aid construction projects exceeding \$2,000 and to all related subcontracts and lower-tier subcontracts (regardless of subcontract size), in accordance with 29 CFR 5.5. The requirements apply to all projects located within the right-of-way of a roadway that is functionally classified as Federal-aid highway. 23 U.S.C. 113. This excludes roadways functionally classified as local roads or rural minor collectors, which are exempt. 23 U.S.C. 101. Where applicable law requires that projects be treated as a project on a Federal-aid highway, the provisions of this subpart will apply regardless of the location of the project. Examples include: Surface Transportation Block Grant Program projects funded under 23 U.S.C. 133 [excluding recreational trails projects], the Nationally Significant Freight and Highway

Projects funded under 23 U.S.C. 117, and National Highway Freight Program projects funded under 23 U.S.C. 167.

The following provisions are from the U.S. Department of Labor regulations in 29 CFR 5.5 "Contract provisions and related matters" with minor revisions to conform to the FHWA- 1273 format and FHWA program requirements.

#### 1. Minimum wages (29 CFR 5.5)

a. *Wage rates and fringe benefits.* All laborers and mechanics employed or working upon the site of the work (or otherwise working in construction or development of the project under a development statute), will be paid unconditionally and not less often than once a week, and without subsequent deduction or rebate on any account (except such payroll deductions as are permitted by regulations issued by the Secretary of Labor under the Copeland Act ([29 CFR part 3](#))), the full amount of basic hourly wages and bona fide fringe benefits (or cash equivalents thereof) due at time of payment computed at rates not less than those contained in the wage determination of the Secretary of Labor which is attached hereto and made a part hereof, regardless of any contractual relationship which may be alleged to exist between the contractor and such laborers and mechanics. As provided in paragraphs (d) and (e) of 29 CFR 5.5, the appropriate wage determinations are effective by operation of law even if they have not been attached to the contract. Contributions made or costs reasonably anticipated for bona fide fringe benefits under the Davis-Bacon Act ([40 U.S.C. 3141\(2\)\(B\)](#)) on behalf of laborers or mechanics are considered wages paid to such laborers or mechanics, subject to the provisions of paragraph 1.e. of this section; also, regular contributions made or costs incurred for more than a weekly period (but not less often than quarterly) under plans, funds, or programs which cover the particular weekly period, are deemed to be constructively made or incurred during such weekly period. Such laborers and mechanics must be paid the appropriate wage rate and fringe benefits on the wage determination for the classification(s) of work actually performed, without regard to skill, except as provided in paragraph 4. of this section. Laborers or mechanics performing work in more than one classification may be compensated at the rate specified for each classification for the time actually worked therein: *Provided*, That the employer's payroll records accurately set forth the time spent in each classification in which work is performed. The wage determination (including any additional classifications and wage rates conformed under paragraph 1.c. of this section) and the Davis-Bacon poster (WH-1321) must be posted at all times by the contractor and its subcontractors at the site of the work in a prominent and accessible place where it can be easily seen by the workers.

b. *Frequently recurring classifications.* (1) In addition to wage and fringe benefit rates that have been determined to be prevailing under the procedures set forth in [29 CFR part 1](#), a wage determination may contain, pursuant to § 1.3(f), wage and fringe benefit rates for classifications of laborers and mechanics for which conformance requests are regularly submitted pursuant to paragraph 1.c. of this section, provided that:

(i) The work performed by the classification is not performed by a classification in the wage determination for which a prevailing wage rate has been determined;

(ii) The classification is used in the area by the construction industry; and

(iii) The wage rate for the classification bears a reasonable relationship to the prevailing wage rates contained in the wage determination.

(2) The Administrator will establish wage rates for such classifications in accordance with paragraph 1.c.(1)(iii) of this section. Work performed in such a classification must be paid at no less than the wage and fringe benefit rate listed on the wage determination for such classification.

c. *Conformance.* (1) The contracting officer must require that any class of laborers or mechanics, including helpers, which is not listed in the wage determination and which is to be employed under the contract be classified in conformance with the wage determination. Conformance of an additional classification and wage rate and fringe benefits is appropriate only when the following criteria have been met:

(i) The work to be performed by the classification requested is not performed by a classification in the wage determination; and

(ii) The classification is used in the area by the construction industry; and

(iii) The proposed wage rate, including any bona fide fringe benefits, bears a reasonable relationship to the wage rates contained in the wage determination.

(2) The conformance process may not be used to split, subdivide, or otherwise avoid application of classifications listed in the wage determination.

(3) If the contractor and the laborers and mechanics to be employed in the classification (if known), or their representatives, and the contracting officer agree on the classification and wage rate (including the amount designated for fringe benefits where appropriate), a report of the action taken will be sent by the contracting officer by email to [DBAconformance@dol.gov](mailto:DBAconformance@dol.gov). The Administrator, or an authorized representative, will approve, modify, or disapprove every additional classification action within 30 days of receipt and so advise the contracting officer or will notify the contracting officer within the 30-day period that additional time is necessary.

(4) In the event the contractor, the laborers or mechanics to be employed in the classification or their representatives, and the contracting officer do not agree on the proposed classification and wage rate (including the amount designated for fringe benefits, where appropriate), the contracting officer will, by email to [DBAconformance@dol.gov](mailto:DBAconformance@dol.gov), refer the questions, including the views of all interested parties and the recommendation of the contracting officer, to the Administrator for determination. The Administrator, or an authorized representative, will issue a determination within 30 days of receipt and so advise the contracting officer or will notify the contracting officer within the 30-day period that additional time is necessary.

(5) The contracting officer must promptly notify the contractor of the action taken by the Wage and Hour Division

under paragraphs 1.c.(3) and (4) of this section. The contractor must furnish a written copy of such determination to each affected worker or it must be posted as a part of the wage determination. The wage rate (including fringe benefits where appropriate) determined pursuant to paragraph 1.c.(3) or (4) of this section must be paid to all workers performing work in the classification under this contract from the first day on which work is performed in the classification.

d. *Fringe benefits not expressed as an hourly rate.*

Whenever the minimum wage rate prescribed in the contract for a class of laborers or mechanics includes a fringe benefit which is not expressed as an hourly rate, the contractor may either pay the benefit as stated in the wage determination or may pay another bona fide fringe benefit or an hourly cash equivalent thereof.

e. *Unfunded plans.* If the contractor does not make payments to a trustee or other third person, the contractor may consider as part of the wages of any laborer or mechanic the amount of any costs reasonably anticipated in providing bona fide fringe benefits under a plan or program, *Provided*, That the Secretary of Labor has found, upon the written request of the contractor, in accordance with the criteria set forth in § 5.28, that the applicable standards of the Davis-Bacon Act have been met. The Secretary of Labor may require the contractor to set aside in a separate account assets for the meeting of obligations under the plan or program.

f. *Interest.* In the event of a failure to pay all or part of the wages required by the contract, the contractor will be required to pay interest on any underpayment of wages.

## 2. Withholding (29 CFR 5.5)

a. *Withholding requirements.* The contracting agency may, upon its own action, or must, upon written request of an authorized representative of the Department of Labor, withhold or cause to be withheld from the contractor so much of the accrued payments or advances as may be considered necessary to satisfy the liabilities of the prime contractor or any subcontractor for the full amount of wages and monetary relief, including interest, required by the clauses set forth in this section for violations of this contract, or to satisfy any such liabilities required by any other Federal contract, or federally assisted contract subject to Davis-Bacon labor standards, that is held by the same prime contractor (as defined in § 5.2). The necessary funds may be withheld from the contractor under this contract, any other Federal contract with the same prime contractor, or any other federally assisted contract that is subject to Davis-Bacon labor standards requirements and is held by the same prime contractor, regardless of whether the other contract was awarded or assisted by the same agency, and such funds may be used to satisfy the contractor liability for which the funds were withheld. In the event of a contractor's failure to pay any laborer or mechanic, including any apprentice or helper working on the site of the work all or part of the wages required by the contract, or upon the contractor's failure to submit the required records as discussed in paragraph 3.d. of this section, the contracting agency may on its own initiative and after written notice to the contractor, take such action as may be necessary to cause the suspension of any further payment, advance, or guarantee of funds until such violations have ceased.

b. *Priority to withheld funds.* The Department has priority to funds withheld or to be withheld in accordance with paragraph

2.a. of this section or Section V, paragraph 3.a., or both, over claims to those funds by:

- (1) A contractor's surety(ies), including without limitation performance bond sureties and payment bond sureties;
- (2) A contracting agency for its procurement costs;
- (3) A trustee(s) (either a court-appointed trustee or a U.S. trustee, or both) in bankruptcy of a contractor, or a contractor's bankruptcy estate;
- (4) A contractor's assignee(s);
- (5) A contractor's successor(s); or
- (6) A claim asserted under the Prompt Payment Act, [31 U.S.C. 3901–3907](#).

### 3. Records and certified payrolls (29 CFR 5.5)

*a. Basic record requirements (1) Length of record retention.* All regular payrolls and other basic records must be maintained by the contractor and any subcontractor during the course of the work and preserved for all laborers and mechanics working at the site of the work (or otherwise working in construction or development of the project under a development statute) for a period of at least 3 years after all the work on the prime contract is completed.

*(2) Information required.* Such records must contain the name; Social Security number; last known address, telephone number, and email address of each such worker; each worker's correct classification(s) of work actually performed; hourly rates of wages paid (including rates of contributions or costs anticipated for bona fide fringe benefits or cash equivalents thereof of the types described in [40 U.S.C. 3141\(2\)\(B\)](#) of the Davis-Bacon Act); daily and weekly number of hours actually worked in total and on each covered contract; deductions made; and actual wages paid.

*(3) Additional records relating to fringe benefits.* Whenever the Secretary of Labor has found under paragraph 1.e. of this section that the wages of any laborer or mechanic include the amount of any costs reasonably anticipated in providing benefits under a plan or program described in [40 U.S.C. 3141\(2\)\(B\)](#) of the Davis-Bacon Act, the contractor must maintain records which show that the commitment to provide such benefits is enforceable, that the plan or program is financially responsible, and that the plan or program has been communicated in writing to the laborers or mechanics affected, and records which show the costs anticipated or the actual cost incurred in providing such benefits.

*(4) Additional records relating to apprenticeship.* Contractors with apprentices working under approved programs must maintain written evidence of the registration of apprenticeship programs, the registration of the apprentices, and the ratios and wage rates prescribed in the applicable programs.

*b. Certified payroll requirements (1) Frequency and method of submission.* The contractor or subcontractor must submit weekly, for each week in which any DBA- or Related Acts-covered work is performed, certified payrolls to the contracting

agency. The prime contractor is responsible for the submission of all certified payrolls by all subcontractors. A contracting agency or prime contractor may permit or require contractors to submit certified payrolls through an electronic system, as long as the electronic system requires a legally valid electronic signature; the system allows the contractor, the contracting agency, and the Department of Labor to access the certified payrolls upon request for at least 3 years after the work on the prime contract has been completed; and the contracting agency or prime contractor permits other methods of submission in situations where the contractor is unable or limited in its ability to use or access the electronic system.

*(2) Information required.* The certified payrolls submitted must set out accurately and completely all of the information required to be maintained under paragraph 3.a.(2) of this section, except that full Social Security numbers and last known addresses, telephone numbers, and email addresses must not be included on weekly transmittals. Instead, the certified payrolls need only include an individually identifying number for each worker (e.g., the last four digits of the worker's Social Security number). The required weekly certified payroll information may be submitted using Optional Form WH-347 or in any other format desired. Optional Form WH-347 is available for this purpose from the Wage and Hour Division website at <https://www.dol.gov/sites/dolgov/files/WHDLegacy/files/wh347.pdf> or its successor website. It is not a violation of this section for a prime contractor to require a subcontractor to provide full Social Security numbers and last known addresses, telephone numbers, and email addresses to the prime contractor for its own records, without weekly submission by the subcontractor to the contracting agency.

*(3) Statement of Compliance.* Each certified payroll submitted must be accompanied by a "Statement of Compliance," signed by the contractor or subcontractor, or the contractor's or subcontractor's agent who pays or supervises the payment of the persons working on the contract, and must certify the following:

(i) That the certified payroll for the payroll period contains the information required to be provided under paragraph 3.b. of this section, the appropriate information and basic records are being maintained under paragraph 3.a. of this section, and such information and records are correct and complete;

(ii) That each laborer or mechanic (including each helper and apprentice) working on the contract during the payroll period has been paid the full weekly wages earned, without rebate, either directly or indirectly, and that no deductions have been made either directly or indirectly from the full wages earned, other than permissible deductions as set forth in [29 CFR part 3](#); and

(iii) That each laborer or mechanic has been paid not less than the applicable wage rates and fringe benefits or cash equivalents for the classification(s) of work actually performed, as specified in the applicable wage determination incorporated into the contract.

*(4) Use of Optional Form WH-347.* The weekly submission of a properly executed certification set forth on the reverse side of Optional Form WH-347 will satisfy the requirement for submission of the "Statement of Compliance" required by paragraph 3.b.(3) of this section.

(5) *Signature.* The signature by the contractor, subcontractor, or the contractor's or subcontractor's agent must be an original handwritten signature or a legally valid electronic signature.

(6) *Falsification.* The falsification of any of the above certifications may subject the contractor or subcontractor to civil or criminal prosecution under [18 U.S.C. 1001](#) and [31 U.S.C. 3729](#).

(7) *Length of certified payroll retention.* The contractor or subcontractor must preserve all certified payrolls during the course of the work and for a period of 3 years after all the work on the prime contract is completed.

c. *Contracts, subcontracts, and related documents.* The contractor or subcontractor must maintain this contract or subcontract and related documents including, without limitation, bids, proposals, amendments, modifications, and extensions. The contractor or subcontractor must preserve these contracts, subcontracts, and related documents during the course of the work and for a period of 3 years after all the work on the prime contract is completed.

d. *Required disclosures and access* (1) *Required record disclosures and access to workers.* The contractor or subcontractor must make the records required under paragraphs 3.a. through 3.c. of this section, and any other documents that the contracting agency, the State DOT, the FHWA, or the Department of Labor deems necessary to determine compliance with the labor standards provisions of any of the applicable statutes referenced by § 5.1, available for inspection, copying, or transcription by authorized representatives of the contracting agency, the State DOT, the FHWA, or the Department of Labor, and must permit such representatives to interview workers during working hours on the job.

(2) *Sanctions for non-compliance with records and worker access requirements.* If the contractor or subcontractor fails to submit the required records or to make them available, or refuses to permit worker interviews during working hours on the job, the Federal agency may, after written notice to the contractor, sponsor, applicant, owner, or other entity, as the case may be, that maintains such records or that employs such workers, take such action as may be necessary to cause the suspension of any further payment, advance, or guarantee of funds. Furthermore, failure to submit the required records upon request or to make such records available, or to permit worker interviews during working hours on the job, may be grounds for debarment action pursuant to § 5.12. In addition, any contractor or other person that fails to submit the required records or make those records available to WHD within the time WHD requests that the records be produced will be precluded from introducing as evidence in an administrative proceeding under [29 CFR part 6](#) any of the required records that were not provided or made available to WHD. WHD will take into consideration a reasonable request from the contractor or person for an extension of the time for submission of records. WHD will determine the reasonableness of the request and may consider, among other things, the location of the records and the volume of production.

(3) *Required information disclosures.* Contractors and subcontractors must maintain the full Social Security number and last known address, telephone number, and email address

of each covered worker, and must provide them upon request to the contracting agency, the State DOT, the FHWA, the contractor, or the Wage and Hour Division of the Department of Labor for purposes of an investigation or other compliance action.

#### 4. Apprentices and equal employment opportunity (29 CFR 5.5)

a. *Apprentices* (1) *Rate of pay.* Apprentices will be permitted to work at less than the predetermined rate for the work they perform when they are employed pursuant to and individually registered in a bona fide apprenticeship program registered with the U.S. Department of Labor, Employment and Training Administration, Office of Apprenticeship (OA), or with a State Apprenticeship Agency recognized by the OA. A person who is not individually registered in the program, but who has been certified by the OA or a State Apprenticeship Agency (where appropriate) to be eligible for probationary employment as an apprentice, will be permitted to work at less than the predetermined rate for the work they perform in the first 90 days of probationary employment as an apprentice in such a program. In the event the OA or a State Apprenticeship Agency recognized by the OA withdraws approval of an apprenticeship program, the contractor will no longer be permitted to use apprentices at less than the applicable predetermined rate for the work performed until an acceptable program is approved.

(2) *Fringe benefits.* Apprentices must be paid fringe benefits in accordance with the provisions of the apprenticeship program. If the apprenticeship program does not specify fringe benefits, apprentices must be paid the full amount of fringe benefits listed on the wage determination for the applicable classification. If the Administrator determines that a different practice prevails for the applicable apprentice classification, fringe benefits must be paid in accordance with that determination.

(3) *Apprenticeship ratio.* The allowable ratio of apprentices to journeyworkers on the job site in any craft classification must not be greater than the ratio permitted to the contractor as to the entire work force under the registered program or the ratio applicable to the locality of the project pursuant to paragraph 4.a.(4) of this section. Any worker listed on a payroll at an apprentice wage rate, who is not registered or otherwise employed as stated in paragraph 4.a.(1) of this section, must be paid not less than the applicable wage rate on the wage determination for the classification of work actually performed. In addition, any apprentice performing work on the job site in excess of the ratio permitted under this section must be paid not less than the applicable wage rate on the wage determination for the work actually performed.

(4) *Reciprocity of ratios and wage rates.* Where a contractor is performing construction on a project in a locality other than the locality in which its program is registered, the ratios and wage rates (expressed in percentages of the journeyworker's hourly rate) applicable within the locality in which the construction is being performed must be observed. If there is no applicable ratio or wage rate for the locality of the project, the ratio and wage rate specified in the contractor's registered program must be observed.

b. *Equal employment opportunity.* The use of apprentices and journeyworkers under this part must be in conformity with

the equal employment opportunity requirements of Executive Order 11246, as amended, and [29 CFR part 30](#).

c. Apprentices and Trainees (programs of the U.S. DOT).

Apprentices and trainees working under apprenticeship and skill training programs which have been certified by the Secretary of Transportation as promoting EEO in connection with Federal-aid highway construction programs are not subject to the requirements of paragraph 4 of this Section IV. 23 CFR 230.111(e)(2). The straight time hourly wage rates for apprentices and trainees under such programs will be established by the particular programs. The ratio of apprentices and trainees to journeyworkers shall not be greater than permitted by the terms of the particular program.

**5. Compliance with Copeland Act requirements.** The contractor shall comply with the requirements of 29 CFR part 3, which are incorporated by reference in this contract as provided in 29 CFR 5.5.

**6. Subcontracts.** The contractor or subcontractor must insert FHWA-1273 in any subcontracts, along with the applicable wage determination(s) and such other clauses or contract modifications as the contracting agency may by appropriate instructions require, and a clause requiring the subcontractors to include these clauses and wage determination(s) in any lower tier subcontracts. The prime contractor is responsible for the compliance by any subcontractor or lower tier subcontractor with all the contract clauses in this section. In the event of any violations of these clauses, the prime contractor and any subcontractor(s) responsible will be liable for any unpaid wages and monetary relief, including interest from the date of the underpayment or loss, due to any workers of lower-tier subcontractors, and may be subject to debarment, as appropriate. 29 CFR 5.5.

**7. Contract termination: debarment.** A breach of the contract clauses in 29 CFR 5.5 may be grounds for termination of the contract, and for debarment as a contractor and a subcontractor as provided in 29 CFR 5.12.

**8. Compliance with Davis-Bacon and Related Act requirements.** All rulings and interpretations of the Davis-Bacon and Related Acts contained in 29 CFR parts 1, 3, and 5 are herein incorporated by reference in this contract as provided in 29 CFR 5.5.

**9. Disputes concerning labor standards.** As provided in 29 CFR 5.5, disputes arising out of the labor standards provisions of this contract shall not be subject to the general disputes clause of this contract. Such disputes shall be resolved in accordance with the procedures of the Department of Labor set forth in 29 CFR parts 5, 6, and 7. Disputes within the meaning of this clause include disputes between the contractor (or any of its subcontractors) and the contracting agency, the U.S. Department of Labor, or the employees or their representatives.

**10. Certification of eligibility.** a. By entering into this contract, the contractor certifies that neither it nor any person or firm who has an interest in the contractor's firm is a person or firm ineligible to be awarded Government contracts by virtue of [40 U.S.C. 3144\(b\)](#) or § 5.12(a).

b. No part of this contract shall be subcontracted to any person or firm ineligible for award of a Government contract by virtue of [40 U.S.C. 3144\(b\)](#) or § 5.12(a).

c. The penalty for making false statements is prescribed in the U.S. Code, Title 18 Crimes and Criminal Procedure, [18 U.S.C. 1001](#).

**11. Anti-retaliation.** It is unlawful for any person to discharge, demote, intimidate, threaten, restrain, coerce, blacklist, harass, or in any other manner discriminate against, or to cause any person to discharge, demote, intimidate, threaten, restrain, coerce, blacklist, harass, or in any other manner discriminate against, any worker or job applicant for:

a. Notifying any contractor of any conduct which the worker reasonably believes constitutes a violation of the DBA, Related Acts, this part, or [29 CFR part 1](#) or [3](#);

b. Filing any complaint, initiating or causing to be initiated any proceeding, or otherwise asserting or seeking to assert on behalf of themselves or others any right or protection under the DBA, Related Acts, this part, or [29 CFR part 1](#) or [3](#);

c. Cooperating in any investigation or other compliance action, or testifying in any proceeding under the DBA, Related Acts, this part, or [29 CFR part 1](#) or [3](#); or

d. Informing any other person about their rights under the DBA, Related Acts, this part, or [29 CFR part 1](#) or [3](#).

## V. CONTRACT WORK HOURS AND SAFETY STANDARDS ACT

Pursuant to 29 CFR 5.5(b), the following clauses apply to any Federal-aid construction contract in an amount in excess of \$100,000 and subject to the overtime provisions of the Contract Work Hours and Safety Standards Act. These clauses shall be inserted in addition to the clauses required by 29 CFR 5.5(a) or 29 CFR 4.6. As used in this paragraph, the terms laborers and mechanics include watchpersons and guards.

**1. Overtime requirements.** No contractor or subcontractor contracting for any part of the contract work which may require or involve the employment of laborers or mechanics shall require or permit any such laborer or mechanic in any workweek in which he or she is employed on such work to work in excess of forty hours in such workweek unless such laborer or mechanic receives compensation at a rate not less than one and one-half times the basic rate of pay for all hours worked in excess of forty hours in such workweek. 29 CFR 5.5.

**2. Violation; liability for unpaid wages; liquidated damages.** In the event of any violation of the clause set forth in paragraph 1. of this section the contractor and any subcontractor responsible therefor shall be liable for the unpaid wages and interest from the date of the underpayment. In addition, such contractor and subcontractor shall be liable to the United States (in the case of work done under contract for the District of Columbia or a territory, to such District or to such territory), for liquidated damages. Such liquidated damages shall be computed with respect to each individual laborer or

mechanic, including watchpersons and guards, employed in violation of the clause set forth in paragraph 1. of this section, in the sum currently provided in 29 CFR 5.5(b)(2)\* for each calendar day on which such individual was required or permitted to work in excess of the standard workweek of forty hours without payment of the overtime wages required by the clause set forth in paragraph 1. of this section.

\* \$31 as of January 15, 2023 (See 88 FR 88 FR 2210) as may be adjusted annually by the Department of Labor, pursuant to the Federal Civil Penalties Inflation Adjustment Act of 1990.

### 3. Withholding for unpaid wages and liquidated damages

a. *Withholding process.* The FHWA or the contracting agency may, upon its own action, or must, upon written request of an authorized representative of the Department of Labor, withhold or cause to be withheld from the contractor so much of the accrued payments or advances as may be considered necessary to satisfy the liabilities of the prime contractor or any subcontractor for any unpaid wages; monetary relief, including interest; and liquidated damages required by the clauses set forth in this section on this contract, any other Federal contract with the same prime contractor, or any other federally assisted contract subject to the Contract Work Hours and Safety Standards Act that is held by the same prime contractor (as defined in § 5.2). The necessary funds may be withheld from the contractor under this contract, any other Federal contract with the same prime contractor, or any other federally assisted contract that is subject to the Contract Work Hours and Safety Standards Act and is held by the same prime contractor, regardless of whether the other contract was awarded or assisted by the same agency, and such funds may be used to satisfy the contractor liability for which the funds were withheld.

b. *Priority to withheld funds.* The Department has priority to funds withheld or to be withheld in accordance with Section IV paragraph 2.a. or paragraph 3.a. of this section, or both, over claims to those funds by:

- (1) A contractor's surety(ies), including without limitation performance bond sureties and payment bond sureties;
- (2) A contracting agency for its procurement costs;
- (3) A trustee(s) (either a court-appointed trustee or a U.S. trustee, or both) in bankruptcy of a contractor, or a contractor's bankruptcy estate;
- (4) A contractor's assignee(s);
- (5) A contractor's successor(s); or
- (6) A claim asserted under the Prompt Payment Act, [31 U.S.C. 3901](#)–3907.

**4. Subcontracts.** The contractor or subcontractor must insert in any subcontracts the clauses set forth in paragraphs 1. through 5. of this section and a clause requiring the subcontractors to include these clauses in any lower tier subcontracts. The prime contractor is responsible for compliance by any subcontractor or lower tier subcontractor with the clauses set forth in paragraphs 1. through 5. In the

event of any violations of these clauses, the prime contractor and any subcontractor(s) responsible will be liable for any unpaid wages and monetary relief, including interest from the date of the underpayment or loss, due to any workers of lower-tier subcontractors, and associated liquidated damages and may be subject to debarment, as appropriate.

**5. Anti-retaliation.** It is unlawful for any person to discharge, demote, intimidate, threaten, restrain, coerce, blacklist, harass, or in any other manner discriminate against, or to cause any person to discharge, demote, intimidate, threaten, restrain, coerce, blacklist, harass, or in any other manner discriminate against, any worker or job applicant for:

- a. Notifying any contractor of any conduct which the worker reasonably believes constitutes a violation of the Contract Work Hours and Safety Standards Act (CWHSSA) or its implementing regulations in this part;
- b. Filing any complaint, initiating or causing to be initiated any proceeding, or otherwise asserting or seeking to assert on behalf of themselves or others any right or protection under CWHSSA or this part;
- c. Cooperating in any investigation or other compliance action, or testifying in any proceeding under CWHSSA or this part; or
- d. Informing any other person about their rights under CWHSSA or this part.

### VI. SUBLETTING OR ASSIGNING THE CONTRACT

This provision is applicable to all Federal-aid construction contracts on the National Highway System pursuant to 23 CFR 635.116.

1. The contractor shall perform with its own organization contract work amounting to not less than 30 percent (or a greater percentage if specified elsewhere in the contract) of the total original contract price, excluding any specialty items designated by the contracting agency. Specialty items may be performed by subcontract and the amount of any such specialty items performed may be deducted from the total original contract price before computing the amount of work required to be performed by the contractor's own organization (23 CFR 635.116).

a. The term "perform work with its own organization" in paragraph 1 of Section VI refers to workers employed or leased by the prime contractor, and equipment owned or rented by the prime contractor, with or without operators. Such term does not include employees or equipment of a subcontractor or lower tier subcontractor, agents of the prime contractor, or any other assignees. The term may include payments for the costs of hiring leased employees from an employee leasing firm meeting all relevant Federal and State regulatory requirements. Leased employees may only be included in this term if the prime contractor meets all of the following conditions: (based on longstanding interpretation)

- (1) the prime contractor maintains control over the supervision of the day-to-day activities of the leased employees;
- (2) the prime contractor remains responsible for the quality of the work of the leased employees;



- (3) the prime contractor retains all power to accept or exclude individual employees from work on the project; and
- (4) the prime contractor remains ultimately responsible for the payment of predetermined minimum wages, the submission of payrolls, statements of compliance and all other Federal regulatory requirements.

b. "Specialty Items" shall be construed to be limited to work that requires highly specialized knowledge, abilities, or equipment not ordinarily available in the type of contracting organizations qualified and expected to bid or propose on the contract as a whole and in general are to be limited to minor components of the overall contract. 23 CFR 635.102.

2. Pursuant to 23 CFR 635.116(a), the contract amount upon which the requirements set forth in paragraph (1) of Section VI is computed includes the cost of material and manufactured products which are to be purchased or produced by the contractor under the contract provisions.

3. Pursuant to 23 CFR 635.116(c), the contractor shall furnish (a) a competent superintendent or supervisor who is employed by the firm, has full authority to direct performance of the work in accordance with the contract requirements, and is in charge of all construction operations (regardless of who performs the work) and (b) such other of its own organizational resources (supervision, management, and engineering services) as the contracting officer determines is necessary to assure the performance of the contract.

4. No portion of the contract shall be sublet, assigned or otherwise disposed of except with the written consent of the contracting officer, or authorized representative, and such consent when given shall not be construed to relieve the contractor of any responsibility for the fulfillment of the contract. Written consent will be given only after the contracting agency has assured that each subcontract is evidenced in writing and that it contains all pertinent provisions and requirements of the prime contract. (based on long-standing interpretation of 23 CFR 635.116).

5. The 30-percent self-performance requirement of paragraph (1) is not applicable to design-build contracts; however, contracting agencies may establish their own self-performance requirements. 23 CFR 635.116(d).

## **VII. SAFETY: ACCIDENT PREVENTION**

This provision is applicable to all Federal-aid construction contracts and to all related subcontracts.

1. In the performance of this contract the contractor shall comply with all applicable Federal, State, and local laws governing safety, health, and sanitation (23 CFR Part 635). The contractor shall provide all safeguards, safety devices and protective equipment and take any other needed actions as it determines, or as the contracting officer may determine, to be reasonably necessary to protect the life and health of employees on the job and the safety of the public and to protect property in connection with the performance of the work covered by the contract. 23 CFR 635.108.

2. It is a condition of this contract, and shall be made a condition of each subcontract, which the contractor enters into pursuant to this contract, that the contractor and any subcontractor shall not permit any employee, in performance of the contract, to work in surroundings or under conditions which are unsanitary, hazardous or dangerous to his/her health or safety, as determined under construction safety and

health standards (29 CFR Part 1926) promulgated by the Secretary of Labor, in accordance with Section 107 of the Contract Work Hours and Safety Standards Act (40 U.S.C. 3704). 29 CFR 1926.10.

3. Pursuant to 29 CFR 1926.3, it is a condition of this contract that the Secretary of Labor or authorized representative thereof, shall have right of entry to any site of contract performance to inspect or investigate the matter of compliance with the construction safety and health standards and to carry out the duties of the Secretary under Section 107 of the Contract Work Hours and Safety Standards Act (40 U.S.C. 3704).

## **VIII. FALSE STATEMENTS CONCERNING HIGHWAY PROJECTS**

This provision is applicable to all Federal-aid construction contracts and to all related subcontracts.

In order to assure high quality and durable construction in conformity with approved plans and specifications and a high degree of reliability on statements and representations made by engineers, contractors, suppliers, and workers on Federal-aid highway projects, it is essential that all persons concerned with the project perform their functions as carefully, thoroughly, and honestly as possible. Willful falsification, distortion, or misrepresentation with respect to any facts related to the project is a violation of Federal law. To prevent any misunderstanding regarding the seriousness of these and similar acts, Form FHWA-1022 shall be posted on each Federal-aid highway project (23 CFR Part 635) in one or more places where it is readily available to all persons concerned with the project:

18 U.S.C. 1020 reads as follows:

"Whoever, being an officer, agent, or employee of the United States, or of any State or Territory, or whoever, whether a person, association, firm, or corporation, knowingly makes any false statement, false representation, or false report as to the character, quality, quantity, or cost of the material used or to be used, or the quantity or quality of the work performed or to be performed, or the cost thereof in connection with the submission of plans, maps, specifications, contracts, or costs of construction on any highway or related project submitted for approval to the Secretary of Transportation; or

Whoever knowingly makes any false statement, false representation, false report or false claim with respect to the character, quality, quantity, or cost of any work performed or to be performed, or materials furnished or to be furnished, in connection with the construction of any highway or related project approved by the Secretary of Transportation; or

Whoever knowingly makes any false statement or false representation as to material fact in any statement, certificate, or report submitted pursuant to provisions of the Federal-aid Roads Act approved July 11, 1916, (39 Stat. 355), as amended and supplemented;

Shall be fined under this title or imprisoned not more than 5 years or both."

**IX. IMPLEMENTATION OF CLEAN AIR ACT AND FEDERAL WATER POLLUTION CONTROL ACT (42 U.S.C. 7606; 2 CFR 200.88; EO 11738)**

This provision is applicable to all Federal-aid construction contracts in excess of \$150,000 and to all related subcontracts. 48 CFR 2.101; 2 CFR 200.327.

By submission of this bid/proposal or the execution of this contract or subcontract, as appropriate, the bidder, proposer, Federal-aid construction contractor, subcontractor, supplier, or vendor agrees to comply with all applicable standards, orders or regulations issued pursuant to the Clean Air Act (42 U.S.C. 7401-7671q) and the Federal Water Pollution Control Act, as amended (33 U.S.C. 1251-1387). Violations must be reported to the Federal Highway Administration and the Regional Office of the Environmental Protection Agency. 2 CFR Part 200, Appendix II.

The contractor agrees to include or cause to be included the requirements of this Section in every subcontract, and further agrees to take such action as the contracting agency may direct as a means of enforcing such requirements. 2 CFR 200.327.

**X. CERTIFICATION REGARDING DEBARMENT, SUSPENSION, INELIGIBILITY AND VOLUNTARY EXCLUSION**

This provision is applicable to all Federal-aid construction contracts, design-build contracts, subcontracts, lower-tier subcontracts, purchase orders, lease agreements, consultant contracts or any other covered transaction requiring FHWA approval or that is estimated to cost \$25,000 or more – as defined in 2 CFR Parts 180 and 1200. 2 CFR 180.220 and 1200.220.

**1. Instructions for Certification – First Tier Participants:**

a. By signing and submitting this proposal, the prospective first tier participant is providing the certification set out below.

b. The inability of a person to provide the certification set out below will not necessarily result in denial of participation in this covered transaction. The prospective first tier participant shall submit an explanation of why it cannot provide the certification set out below. The certification or explanation will be considered in connection with the department or agency's determination whether to enter into this transaction. However, failure of the prospective first tier participant to furnish a certification or an explanation shall disqualify such a person from participation in this transaction. 2 CFR 180.320.

c. The certification in this clause is a material representation of fact upon which reliance was placed when the contracting agency determined to enter into this transaction. If it is later determined that the prospective participant knowingly rendered an erroneous certification, in addition to other remedies available to the Federal Government, the contracting agency may terminate this transaction for cause of default. 2 CFR 180.325.

d. The prospective first tier participant shall provide immediate written notice to the contracting agency to whom this proposal is submitted if any time the prospective first tier participant learns that its certification was erroneous when submitted or has become erroneous by reason of changed circumstances. 2 CFR 180.345 and 180.350.

e. The terms "covered transaction," "debarred," "suspended," "ineligible," "participant," "person," "principal," and "voluntarily excluded," as used in this clause, are defined in 2 CFR Parts 180, Subpart I, 180.900-180.1020, and 1200. "First Tier Covered Transactions" refers to any covered transaction between a recipient or subrecipient of Federal funds and a participant (such as the prime or general contract). "Lower Tier Covered Transactions" refers to any covered transaction under a First Tier Covered Transaction (such as subcontracts). "First Tier Participant" refers to the participant who has entered into a covered transaction with a recipient or subrecipient of Federal funds (such as the prime or general contractor). "Lower Tier Participant" refers any participant who has entered into a covered transaction with a First Tier Participant or other Lower Tier Participants (such as subcontractors and suppliers).

f. The prospective first tier participant agrees by submitting this proposal that, should the proposed covered transaction be entered into, it shall not knowingly enter into any lower tier covered transaction with a person who is debarred, suspended, declared ineligible, or voluntarily excluded from participation in this covered transaction, unless authorized by the department or agency entering into this transaction. 2 CFR 180.330.

g. The prospective first tier participant further agrees by submitting this proposal that it will include the clause titled "Certification Regarding Debarment, Suspension, Ineligibility and Voluntary Exclusion-Lower Tier Covered Transactions," provided by the department or contracting agency, entering into this covered transaction, without modification, in all lower tier covered transactions and in all solicitations for lower tier covered transactions exceeding the \$25,000 threshold. 2 CFR 180.220 and 180.300.

h. A participant in a covered transaction may rely upon a certification of a prospective participant in a lower tier covered transaction that is not debarred, suspended, ineligible, or voluntarily excluded from the covered transaction, unless it knows that the certification is erroneous. 2 CFR 180.300; 180.320, and 180.325. A participant is responsible for ensuring that its principals are not suspended, debarred, or otherwise ineligible to participate in covered transactions. 2 CFR 180.335. To verify the eligibility of its principals, as well as the eligibility of any lower tier prospective participants, each participant may, but is not required to, check the System for Award Management website (<https://www.sam.gov>). 2 CFR 180.300, 180.320, and 180.325.

i. Nothing contained in the foregoing shall be construed to require the establishment of a system of records in order to render in good faith the certification required by this clause. The knowledge and information of the prospective participant is not required to exceed that which is normally possessed by a prudent person in the ordinary course of business dealings.

j. Except for transactions authorized under paragraph (f) of these instructions, if a participant in a covered transaction knowingly enters into a lower tier covered transaction with a person who is suspended, debarred, ineligible, or voluntarily excluded from participation in this transaction, in addition to other remedies available to the Federal Government, the department or agency may terminate this transaction for cause or default. 2 CFR 180.325.

\* \* \* \* \*

**2. Certification Regarding Debarment, Suspension, Ineligibility and Voluntary Exclusion – First Tier Participants:**

a. The prospective first tier participant certifies to the best of its knowledge and belief, that it and its principals:

(1) Are not presently debarred, suspended, proposed for debarment, declared ineligible, or voluntarily excluded from participating in covered transactions by any Federal department or agency, 2 CFR 180.335;

(2) Have not within a three-year period preceding this proposal been convicted of or had a civil judgment rendered against them for commission of fraud or a criminal offense in connection with obtaining, attempting to obtain, or performing a public (Federal, State, or local) transaction or contract under a public transaction; violation of Federal or State antitrust statutes or commission of embezzlement, theft, forgery, bribery, falsification or destruction of records, making false statements, or receiving stolen property, 2 CFR 180.800;

(3) Are not presently indicted for or otherwise criminally or civilly charged by a governmental entity (Federal, State or local) with commission of any of the offenses enumerated in paragraph (a)(2) of this certification, 2 CFR 180.700 and 180.800; and

(4) Have not within a three-year period preceding this application/proposal had one or more public transactions (Federal, State or local) terminated for cause or default. 2 CFR 180.335(d).

(5) Are not a corporation that has been convicted of a felony violation under any Federal law within the two-year period preceding this proposal (USDOT Order 4200.6 implementing appropriations act requirements); and

(6) Are not a corporation with any unpaid Federal tax liability that has been assessed, for which all judicial and administrative remedies have been exhausted, or have lapsed, and that is not being paid in a timely manner pursuant to an agreement with the authority responsible for collecting the tax liability (USDOT Order 4200.6 implementing appropriations act requirements).

b. Where the prospective participant is unable to certify to any of the statements in this certification, such prospective participant should attach an explanation to this proposal. 2 CFR 180.335 and 180.340.

\* \* \* \* \*

**3. Instructions for Certification - Lower Tier Participants:**

(Applicable to all subcontracts, purchase orders, and other lower tier transactions requiring prior FHWA approval or estimated to cost \$25,000 or more - 2 CFR Parts 180 and 1200). 2 CFR 180.220 and 1200.220.

a. By signing and submitting this proposal, the prospective lower tier participant is providing the certification set out below.

b. The certification in this clause is a material representation of fact upon which reliance was placed when this transaction was entered into. If it is later determined that the prospective lower tier participant knowingly rendered an erroneous certification, in addition to other remedies available to the Federal Government, the department, or agency with which

this transaction originated may pursue available remedies, including suspension and/or debarment.

c. The prospective lower tier participant shall provide immediate written notice to the person to which this proposal is submitted if at any time the prospective lower tier participant learns that its certification was erroneous by reason of changed circumstances. 2 CFR 180.365.

d. The terms "covered transaction," "debarred," "suspended," "ineligible," "participant," "person," "principal," and "voluntarily excluded," as used in this clause, are defined in 2 CFR Parts 180, Subpart I, 180.900 – 180.1020, and 1200. You may contact the person to which this proposal is submitted for assistance in obtaining a copy of those regulations. "First Tier Covered Transactions" refers to any covered transaction between a recipient or subrecipient of Federal funds and a participant (such as the prime or general contract). "Lower Tier Covered Transactions" refers to any covered transaction under a First Tier Covered Transaction (such as subcontracts). "First Tier Participant" refers to the participant who has entered into a covered transaction with a recipient or subrecipient of Federal funds (such as the prime or general contractor). "Lower Tier Participant" refers any participant who has entered into a covered transaction with a First Tier Participant or other Lower Tier Participants (such as subcontractors and suppliers).

e. The prospective lower tier participant agrees by submitting this proposal that, should the proposed covered transaction be entered into, it shall not knowingly enter into any lower tier covered transaction with a person who is debarred, suspended, declared ineligible, or voluntarily excluded from participation in this covered transaction, unless authorized by the department or agency with which this transaction originated. 2 CFR 1200.220 and 1200.332.

f. The prospective lower tier participant further agrees by submitting this proposal that it will include this clause titled "Certification Regarding Debarment, Suspension, Ineligibility and Voluntary Exclusion-Lower Tier Covered Transaction," without modification, in all lower tier covered transactions and in all solicitations for lower tier covered transactions exceeding the \$25,000 threshold. 2 CFR 180.220 and 1200.220.

g. A participant in a covered transaction may rely upon a certification of a prospective participant in a lower tier covered transaction that is not debarred, suspended, ineligible, or voluntarily excluded from the covered transaction, unless it knows that the certification is erroneous. A participant is responsible for ensuring that its principals are not suspended, debarred, or otherwise ineligible to participate in covered transactions. To verify the eligibility of its principals, as well as the eligibility of any lower tier prospective participants, each participant may, but is not required to, check the System for Award Management website (<https://www.sam.gov>), which is compiled by the General Services Administration. 2 CFR 180.300, 180.320, 180.330, and 180.335.

h. Nothing contained in the foregoing shall be construed to require establishment of a system of records in order to render in good faith the certification required by this clause. The knowledge and information of participant is not required to exceed that which is normally possessed by a prudent person in the ordinary course of business dealings.

i. Except for transactions authorized under paragraph e of these instructions, if a participant in a covered transaction knowingly enters into a lower tier covered transaction with a person who is suspended, debarred, ineligible, or voluntarily

excluded from participation in this transaction, in addition to other remedies available to the Federal Government, the department or agency with which this transaction originated may pursue available remedies, including suspension and/or debarment. 2 CFR 180.325.

\* \* \* \* \*

**4. Certification Regarding Debarment, Suspension, Ineligibility and Voluntary Exclusion--Lower Tier Participants:**

a. The prospective lower tier participant certifies, by submission of this proposal, that neither it nor its principals:

(1) is presently debarred, suspended, proposed for debarment, declared ineligible, or voluntarily excluded from participating in covered transactions by any Federal department or agency, 2 CFR 180.355;

(2) is a corporation that has been convicted of a felony violation under any Federal law within the two-year period preceding this proposal (USDOT Order 4200.6 implementing appropriations act requirements); and

(3) is a corporation with any unpaid Federal tax liability that has been assessed, for which all judicial and administrative remedies have been exhausted, or have lapsed, and that is not being paid in a timely manner pursuant to an agreement with the authority responsible for collecting the tax liability. (USDOT Order 4200.6 implementing appropriations act requirements)

b. Where the prospective lower tier participant is unable to certify to any of the statements in this certification, such prospective participant should attach an explanation to this proposal.

\* \* \* \* \*

**XI. CERTIFICATION REGARDING USE OF CONTRACT FUNDS FOR LOBBYING**

This provision is applicable to all Federal-aid construction contracts and to all related subcontracts which exceed \$100,000. 49 CFR Part 20, App. A.

1. The prospective participant certifies, by signing and submitting this bid or proposal, to the best of his or her knowledge and belief, that:

a. No Federal appropriated funds have been paid or will be paid, by or on behalf of the undersigned, to any person for influencing or attempting to influence an officer or employee of any Federal agency, a Member of Congress, an officer or employee of Congress, or an employee of a Member of Congress in connection with the awarding of any Federal contract, the making of any Federal grant, the making of any Federal loan, the entering into of any cooperative agreement, and the extension, continuation, renewal, amendment, or modification of any Federal contract, grant, loan, or cooperative agreement.

b. If any funds other than Federal appropriated funds have been paid or will be paid to any person for influencing or attempting to influence an officer or employee of any Federal agency, a Member of Congress, an officer or employee of Congress, or an employee of a Member of Congress in connection with this Federal contract, grant, loan, or

cooperative agreement, the undersigned shall complete and submit Standard Form-LLL, "Disclosure Form to Report Lobbying," in accordance with its instructions.

2. This certification is a material representation of fact upon which reliance was placed when this transaction was made or entered into. Submission of this certification is a prerequisite for making or entering into this transaction imposed by 31 U.S.C. 1352. Any person who fails to file the required certification shall be subject to a civil penalty of not less than \$10,000 and not more than \$100,000 for each such failure.

3. The prospective participant also agrees by submitting its bid or proposal that the participant shall require that the language of this certification be included in all lower tier subcontracts, which exceed \$100,000 and that all such recipients shall certify and disclose accordingly.

**XII. USE OF UNITED STATES-FLAG VESSELS:**

This provision is applicable to all Federal-aid construction contracts, design-build contracts, subcontracts, lower-tier subcontracts, purchase orders, lease agreements, or any other covered transaction. 46 CFR Part 381.

This requirement applies to material or equipment that is acquired for a specific Federal-aid highway project. 46 CFR 381.7. It is not applicable to goods or materials that come into inventories independent of an FHWA funded-contract.

When oceanic shipments (or shipments across the Great Lakes) are necessary for materials or equipment acquired for a specific Federal-aid construction project, the bidder, proposer, contractor, subcontractor, or vendor agrees:

1. To utilize privately owned United States-flag commercial vessels to ship at least 50 percent of the gross tonnage (computed separately for dry bulk carriers, dry cargo liners, and tankers) involved, whenever shipping any equipment, material, or commodities pursuant to this contract, to the extent such vessels are available at fair and reasonable rates for United States-flag commercial vessels. 46 CFR 381.7.

2. To furnish within 20 days following the date of loading for shipments originating within the United States or within 30 working days following the date of loading for shipments originating outside the United States, a legible copy of a rated, 'on-board' commercial ocean bill-of-lading in English for each shipment of cargo described in paragraph (b)(1) of this section to both the Contracting Officer (through the prime contractor in the case of subcontractor bills-of-lading) and to the Office of Cargo and Commercial Sealift (MAR-620), Maritime Administration, Washington, DC 20590. (MARAD requires copies of the ocean carrier's (master) bills of lading, certified onboard, dated, with rates and charges. These bills of lading may contain business sensitive information and therefore may be submitted directly to MARAD by the Ocean Transportation Intermediary on behalf of the contractor). 46 CFR 381.7.

**ATTACHMENT A - EMPLOYMENT AND MATERIALS  
PREFERENCE FOR APPALACHIAN DEVELOPMENT HIGHWAY  
SYSTEM OR APPALACHIAN LOCAL ACCESS**

**ROAD CONTRACTS** (23 CFR 633, Subpart B, Appendix B)

This provision is applicable to all Federal-aid projects funded under the Appalachian Regional Development Act of 1965.

1. During the performance of this contract, the contractor undertaking to do work which is, or reasonably may be, done as on-site work, shall give preference to qualified persons who regularly reside in the labor area as designated by the DOL wherein the contract work is situated, or the subregion, or the Appalachian counties of the State wherein the contract work is situated, except:

a. To the extent that qualified persons regularly residing in the area are not available.

b. For the reasonable needs of the contractor to employ supervisory or specially experienced personnel necessary to assure an efficient execution of the contract work.

c. For the obligation of the contractor to offer employment to present or former employees as the result of a lawful collective bargaining contract, provided that the number of nonresident persons employed under this subparagraph (1c) shall not exceed 20 percent of the total number of employees employed by the contractor on the contract work, except as provided in subparagraph (4) below.

2. The contractor shall place a job order with the State Employment Service indicating (a) the classifications of the laborers, mechanics and other employees required to perform the contract work, (b) the number of employees required in each classification, (c) the date on which the participant estimates such employees will be required, and (d) any other pertinent information required by the State Employment Service to complete the job order form. The job order may be placed with the State Employment Service in writing or by telephone. If during the course of the contract work, the information submitted by the contractor in the original job order is substantially modified, the participant shall promptly notify the State Employment Service.

3. The contractor shall give full consideration to all qualified job applicants referred to him by the State Employment Service. The contractor is not required to grant employment to any job applicants who, in his opinion, are not qualified to perform the classification of work required.

4. If, within one week following the placing of a job order by the contractor with the State Employment Service, the State Employment Service is unable to refer any qualified job applicants to the contractor, or less than the number requested, the State Employment Service will forward a certificate to the contractor indicating the unavailability of applicants. Such certificate shall be made a part of the contractor's permanent project records. Upon receipt of this certificate, the contractor may employ persons who do not normally reside in the labor area to fill positions covered by the certificate, notwithstanding the provisions of subparagraph (1c) above.

5. The provisions of 23 CFR 633.207(e) allow the contracting agency to provide a contractual preference for the use of mineral resource materials native to the Appalachian region.

6. The contractor shall include the provisions of Sections 1 through 4 of this Attachment A in every subcontract for work which is, or reasonably may be, done as on-site work.