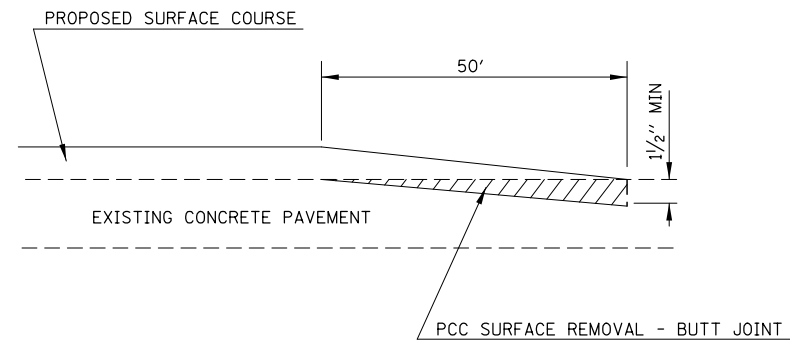
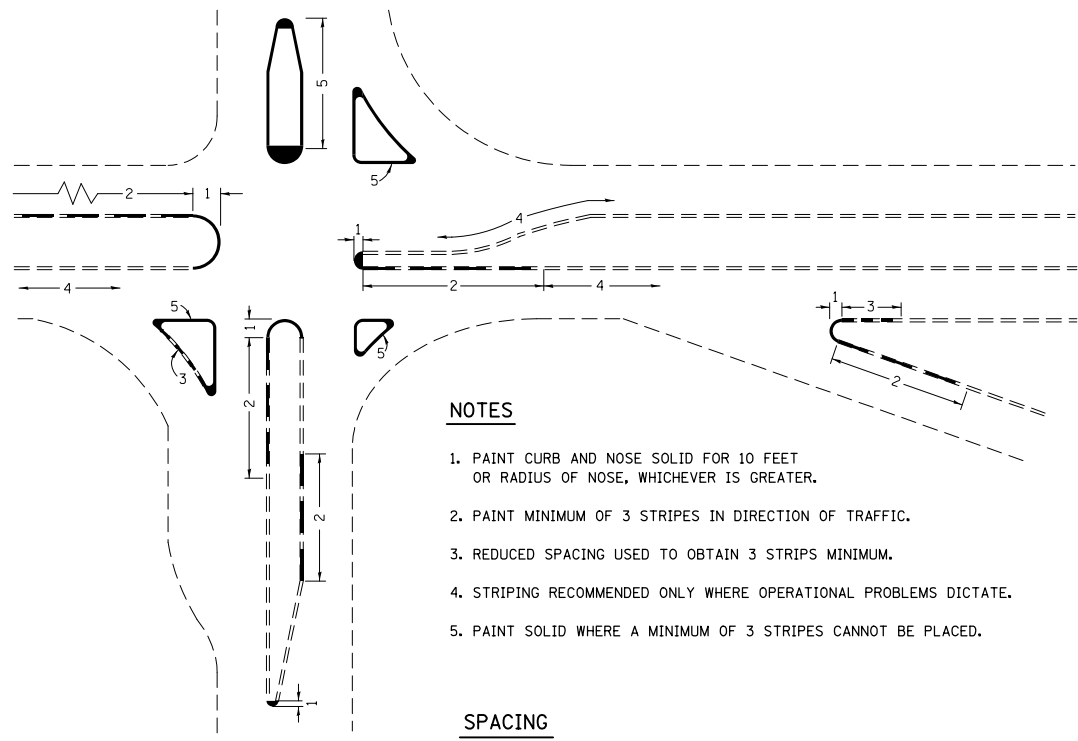


HMA SURFACE REMOVAL - BUTT JOINT
 •SEE SCHEDULE FOR BUTT JOINT LOCATIONS



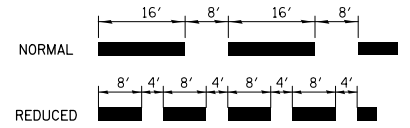
PCC SURFACE REMOVAL - BUTT JOINT
 •SEE SCHEDULE FOR BUTT JOINT LOCATIONS



NOTES

1. PAINT CURB AND NOSE SOLID FOR 10 FEET OR RADIUS OF NOSE, WHICHEVER IS GREATER.
2. PAINT MINIMUM OF 3 STRIPES IN DIRECTION OF TRAFFIC.
3. REDUCED SPACING USED TO OBTAIN 3 STRIPS MINIMUM.
4. STRIPING RECOMMENDED ONLY WHERE OPERATIONAL PROBLEMS DICTATE.
5. PAINT SOLID WHERE A MINIMUM OF 3 STRIPES CANNOT BE PLACED.

SPACING



CURB MARKING

FILE NAME =	USER NAME = owerbj	DESIGNED -	REVISED -
et:\pw\work\p\dot\owenbj\d254768\cover	sheet.dgn	DRAWN -	REVISED -
	PLOT SCALE = 100.0000' / 1in.	CHECKED -	REVISED -
	PLOT DATE = 12/14/2012	DATE -	REVISED -

**STATE OF ILLINOIS
 DEPARTMENT OF TRANSPORTATION**

DETAILS			
SCALE: NONE	SHEET NO.	OF SHEETS	STA. TO STA.

F.A.P. RTE.	SECTION	COUNTY	TOTAL SHEETS	SHEET NO.
103	(23,24)RS-3	ST. CLAIR	38	38
FED. ROAD DIST. NO.			ILLINOIS FED. AID PROJECT	
			CONTRACT NO. 76E89	