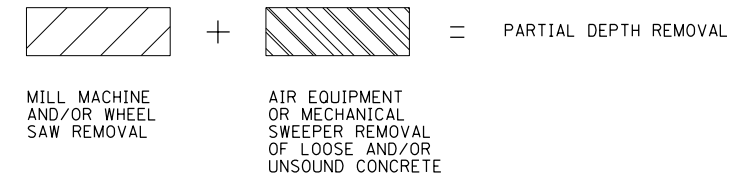
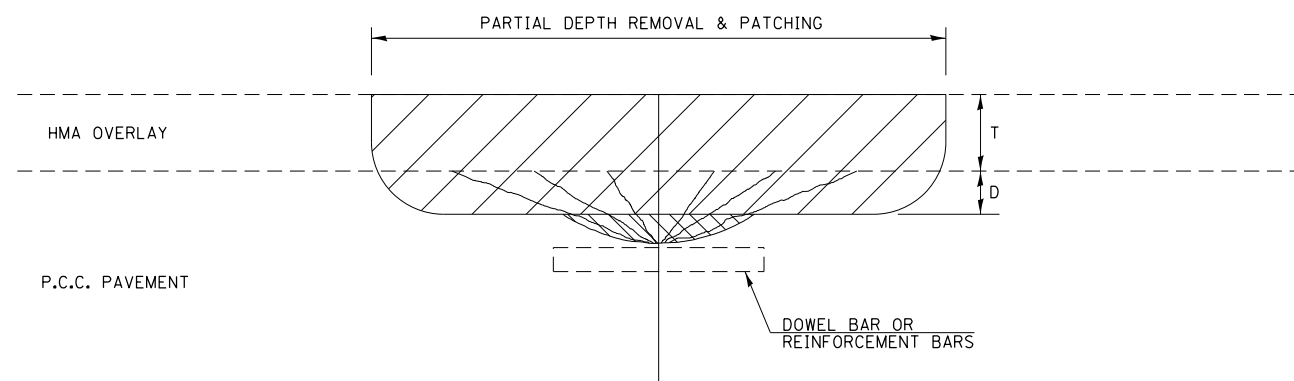


RESURFACED PCC PAVEMENT



GENERAL NOTES

T = THICKNESS OF HMA OVERLAY(S). SEE EXISTING TYPICAL CROSS SECTION.

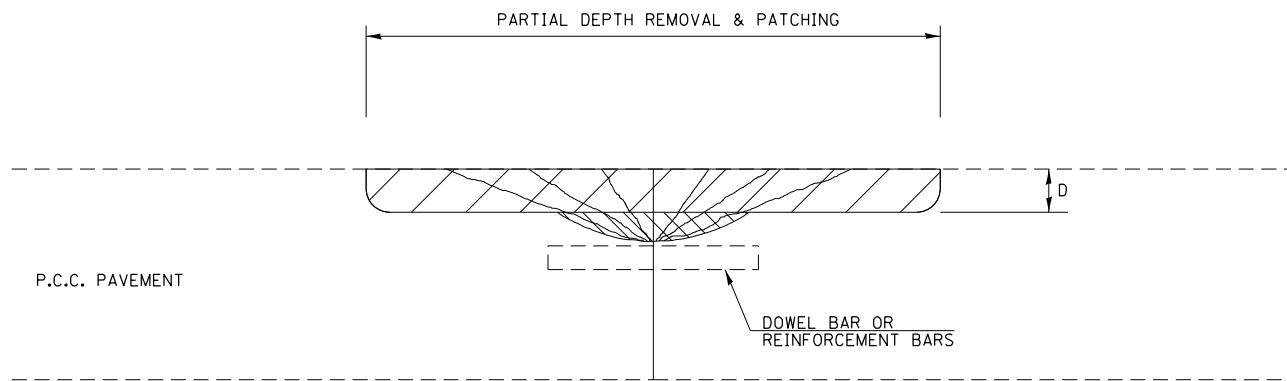
SEE GENERAL NOTES FOR MIXTURE REQUIREMENTS.

HMA REPLACEMENT IN RESURFACED PCC PAVEMENT LOCATIONS SHALL BE ACCORDING TO SECTION 406 OF THE STANDARD SPECIFICATIONS.

D = DEPTH OF PARTIAL DEPTH REMOVAL INTO EXISTING PCC PAVEMENT. (3" (75 mm) ± OR TO SOUND CONCRETE)

TRANSVERSE CONTRACTION JOINT SHOWN - OTHER LOCATIONS SIMILAR.

BARE PCC PAVEMENT



NOT TO SCALE

Note: All dimensions are in INCHES (millimeters) unless otherwise shown.

FILE NAME =	USER NAME = teasleyck	DESIGNED -	REVISED - 11/06
ci:\pw\work\p\idot\teasleyck\d0121473\0774156-sht-details.dgn		DRAWN -	REVISED -
Default	PLOT SCALE = 100.0000' / 1in.	CHECKED -	REVISED -
	PLOT DATE = 10/30/2012	DATE -	REVISED -

STATE OF ILLINOIS
DEPARTMENT OF TRANSPORTATION

PCC PARTIAL DEPTH HOT-MIX ASPHALT PATCHING

SCALE: SHEET 1 OF 1 SHEETS STA. TO STA.

DISTRICT 7 DETAIL NO. X4421000

F.A. RTE.	SECTION	COUNTY	TOTAL SHEETS	SHEET NO.
**	*	Macon, Plat	44	27
*(125,126,126R)RS-2&(126BR)B		CONTRACT NO. 74156		
ILLINOIS FED. AID PROJECT				