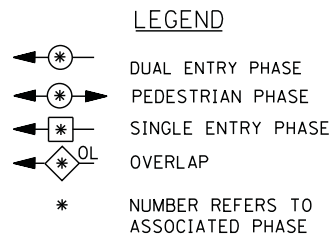
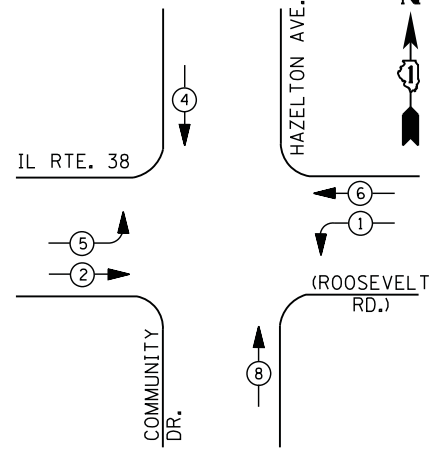
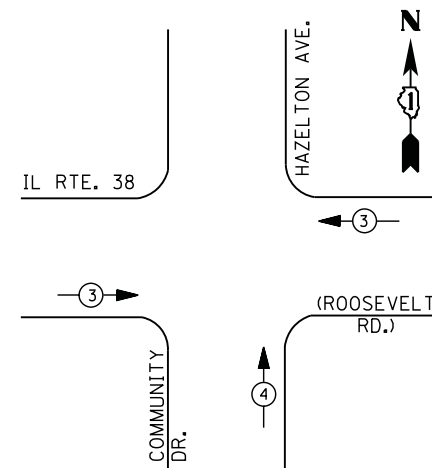


CONTROLLER SEQUENCE



PHASE DESIGNATION DIAGRAM



EMERGENCY VEHICLE PREEMPTION SEQUENCE

EMERGENCY VEHICLE PREEMPTORS		
EMERGENCY VEHICLE PREEMPTOR	3	4
MOVEMENT	← →	↑

**I. D. O. T.
 TRAFFIC SIGNAL INSTALLATION
 ELECTRICAL SERVICE REQUIREMENTS**

TYPE	NO. LAMPS	WATTAGE		% OPERATIONS	TOTAL WATTAGE
		INCAND.	LED		
SIGNAL (RED)	12	135	17	0.50	102
(YELLOW)	12	135	25	0.25	75
(GREEN)	12	135	15	0.25	45
ARROW	8	135	12	0.10	10
PED. SIGNAL	--	90	25	1.00	--
CONTROLLER	1	100	100	1.00	100
ILLUM. SIGN		252	25	0.05	
VIDEO SYSTEM		150	-	1.00	
TOTAL =					332

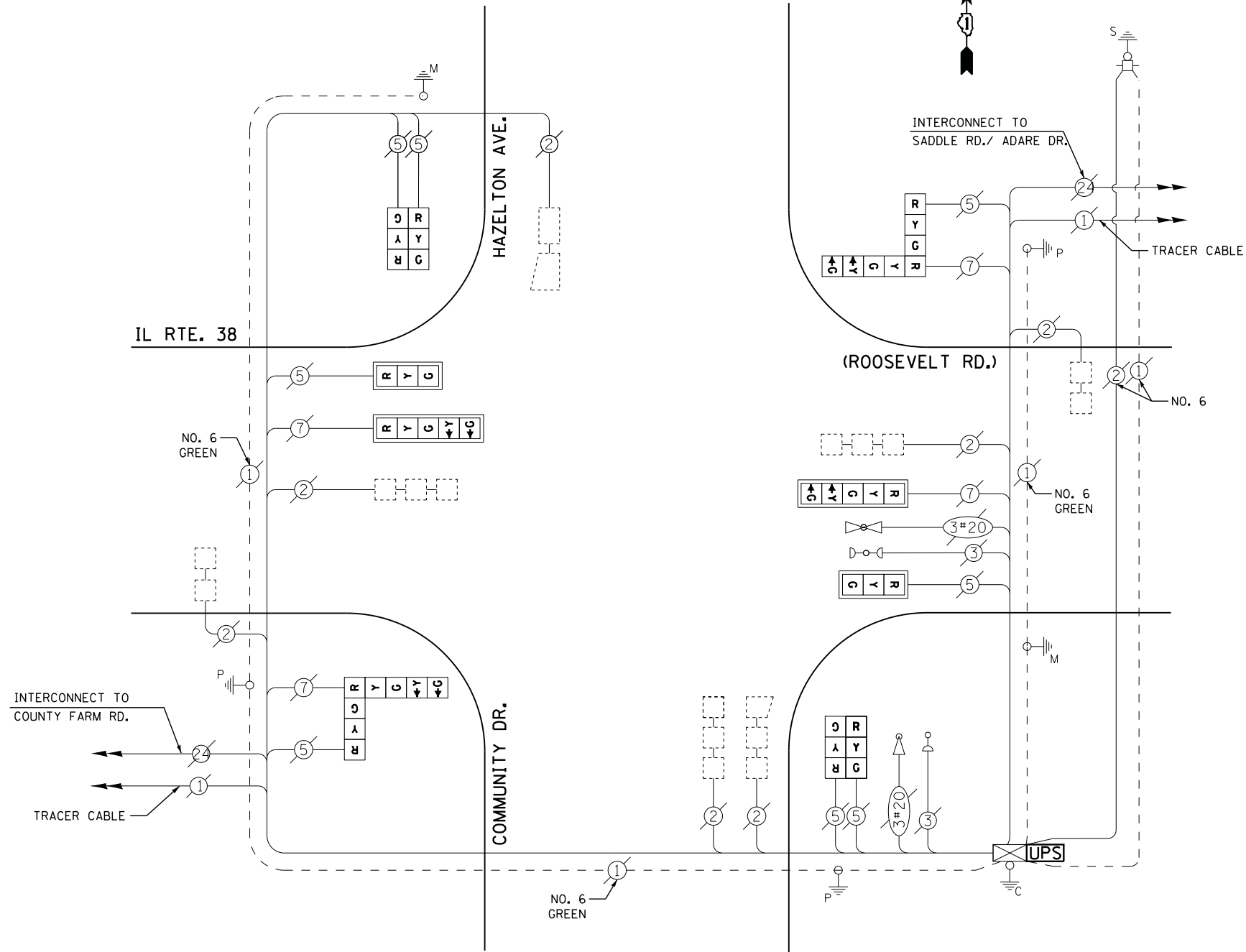
ENERGY COSTS- BILLED TO: MARION JOY

ENERGY SUPPLY - CONTACT JOE STACHO
 PHONE 630-424-5704
 COMMONWEALTH EDISON

SCHEDULE OF QUANTITIES

QUANTITY	UNIT	ITEM
1	EACH	MAINTENANCE OF EXISTING TRAFFIC SIGNAL INSTALLATION
4	EACH	TRAFFIC SIGNAL BACKPLATE, LOUVERED, ALUMINUM
1	EACH	MODIFY EXISTING CONTROLLER CABINET
1	EACH	REMOVE EXISTING TRAFFIC SIGNAL EQUIPMENT
1	EACH	UNINTERRUPTIBLE POWER SUPPLY, SPECIAL
2	EACH	SIGNAL HEAD, LED, 2-FACE, 1-3 SECTION, 1-5 SECTION, BRACKET MOUNTED, RETROFIT
2	EACH	SIGNAL HEAD, LED, 1-FACE, 3-SECTION, MAST ARM MOUNTED, RETROFIT
2	EACH	SIGNAL HEAD, LED, 1-FACE, 5-SECTION, MAST ARM MOUNTED, RETROFIT
2	EACH	SIGNAL HEAD, LED, 2-FACE, 3-SECTION, BRACKET MOUNTED, RETROFIT

CABLE PLAN



RETROFIT ALL EXISTING SIGNAL HEADS TO L.E.D.

REMOVAL OF EXISTING TRAFFIC SIGNAL EQUIPMENT

THE FOLLOWING ITEMS SHALL BE REMOVED BY THE CONTRACTOR AND SHALL BE DISPOSED OF BY THEM OUTSIDE THE RIGHT-OF-WAY AT THEIR EXPENSE. THE SALVAGE VALUE OF THE REMOVED EQUIPMENT SHALL BE REFLECTED IN THE CONTRACT BID PRICE.

- 4 EACH TRAFFIC SIGNAL BACKPLATE

FILE NAME =	USER NAME = *USER*	DESIGNED -	DW	REVISED -	
N:\Projects\312062\DesignCAD\Sheet Files\15261_CAB_DUPPAGE.dgn		DRAWN -	JDH	REVISED -	
	PLOT SCALE = *SCALE*	CHECKED -	KMM	REVISED -	
	PLOT DATE = 2/5/2013	DATE -		REVISED -	

STATE OF ILLINOIS
 DEPARTMENT OF TRANSPORTATION

IL ROUTE 38 AT COMMUNITY DRIVE/HAZELTON AVENUE/MARIANJOY
 SCHEDULE OF QUANTITIES, CABLE PLAN, PHASE DESIGNATION DIAGRAM
 AND EMERGENCY VEHICLE PREEMPTION SEQUENCE

SCALE: N.T.S. SHEET NO. OF SHEETS STA. TO STA.

F.A. RTE.	SECTION	COUNTY	TOTAL SHEETS	SHEET NO.
	2012-082TS	DUPAGE	88	81
ILLINOIS FED. AID PROJECT			CONTRACT NO. 60W00	

TS# 15261
 WHEATON