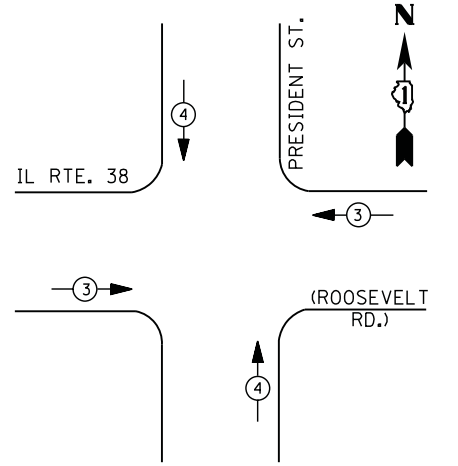


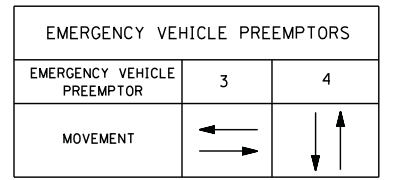
RIGHT TURN OVERLAP PHASE DESIGNATION

OVERLAP LETTER	PERMISSIVE PHASE	PROTECTED PHASE
B =	4 +	5
D =	8 +	1

PHASE DESIGNATION DIAGRAM



EMERGENCY VEHICLE PREEMPTION SEQUENCE



I. D. O. T.
 TRAFFIC SIGNAL INSTALLATION
 ELECTRICAL SERVICE REQUIREMENTS

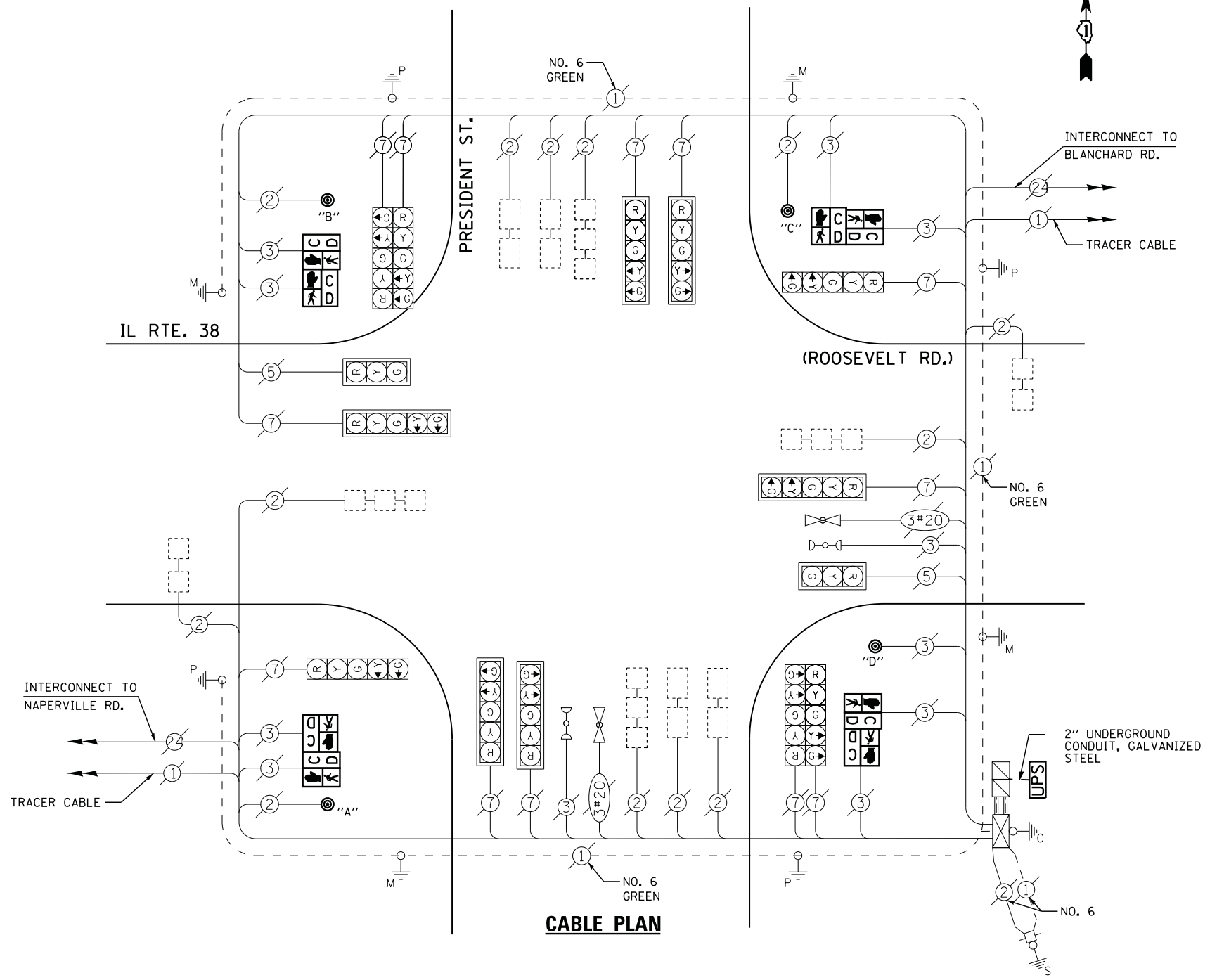
TYPE	NO. LAMPS	WATTAGE		% OPERATIONS	TOTAL WATTAGE
		INCAND.	LED		
SIGNAL (RED)	14	135	17	0.50	119
(YELLOW)	14	135	25	0.25	88
(GREEN)	14	135	15	0.25	53
ARROW	24	135	12	0.10	29
PED. SIGNAL	8	90	25	1.00	200
CONTROLLER	1	100	100	1.00	100
ILLUM. SIGN		252	25	0.05	
VIDEO SYSTEM		150	-	1.00	
FLASHER LED					
TOTAL =					589

ENERGY COSTS- BILLED TO: IDOT DISTRICT 1
 201 WEST CENTER COURT
 SCHAUMBURG, IL 60196-1096

ENERGY SUPPLY - CONTACT JOE STACHO
 PHONE 630-424-5704
 COMMONWEALTH EDISON

SCHEDULE OF QUANTITIES

QUANTITY	UNIT	ITEM
10	FOOT	UNDERGROUND CONDUIT, GALVANIZED STEEL, 2" DIA.
1	EACH	MAINTENANCE OF EXISTING TRAFFIC SIGNAL INSTALLATION
1	EACH	DRILL EXISTING HANDHOLE
4	EACH	PEDESTRIAN SIGNAL HEAD, LED, 2-FACE, BRACKET MOUNTED WITH COUNTDOWN TIMER
1	EACH	MODIFY EXISTING CONTROLLER CABINET
1	EACH	REMOVE EXISTING TRAFFIC SIGNAL EQUIPMENT
1	EACH	UNINTERRUPTIBLE POWER SUPPLY, GROUND MOUNTED
4	EACH	PEDESTRIAN PUSH-BUTTON, NON-LATCHING



NOTES:
 PUSH BUTTON "A" SHALL PLACE A CALL IN PHASES 2 AND 4
 PUSH BUTTON "B" SHALL PLACE A CALL IN PHASES 4 AND 6
 PUSH BUTTON "C" SHALL PLACE A CALL IN PHASES 6 AND 8
 PUSH BUTTON "D" SHALL PLACE A CALL IN PHASES 2 AND 8

UPS SHALL BE INSTALLED ON A SEPARATE FOUNDATION DUE TO PHYSICAL CONSTRAINTS, OR AS DIRECTED BY THE ENGINEER. THIS WORK SHALL BE INCLUDED IN THE PAY ITEM "UNINTERRUPTIBLE POWER SUPPLY, GROUND MOUNTED"

REMOVAL OF EXISTING TRAFFIC SIGNAL EQUIPMENT

THE FOLLOWING ITEMS SHALL BE REMOVED BY THE CONTRACTOR AND SHALL BE DISPOSED OF BY THEM OUTSIDE THE RIGHT-OF-WAY AT THEIR EXPENSE. THE SALVAGE VALUE OF THE REMOVED EQUIPMENT SHALL BE REFLECTED IN THE CONTRACT BID PRICE.

8	EACH	PEDESTRIAN SIGNAL HEAD
4	EACH	PEDESTRIAN PUSH-BUTTON

FILE NAME =	USER NAME = *USER*	DESIGNED - DW	REVISED -
N:\Projects\3\12062\Design\CAD\Sheet Files\15235_CAB_DUPAGE.dgn		DRAWN - JDH	REVISED -
	PLOT SCALE = *SCALE*	CHECKED - KMM	REVISED -
	PLOT DATE = 2/5/2013	DATE -	REVISED -

STATE OF ILLINOIS
 DEPARTMENT OF TRANSPORTATION

IL ROUTE 38 AT PRESIDENT STREET
 SCHEDULE OF QUANTITIES, CABLE PLAN, PHASE DESIGNATION DIAGRAM
 AND EMERGENCY VEHICLE PREEMPTION SEQUENCE

SCALE: N.T.S. SHEET NO. OF SHEETS STA. TO STA.

F.A. RTE.	SECTION	COUNTY	TOTAL SHEETS	SHEET NO.
	2012-082TS <td>DUPAGE <td>88</td> <td>75</td> </td>	DUPAGE <td>88</td> <td>75</td>	88	75
CONTRACT NO. 60W00				
ILLINOIS FED. AID PROJECT				

TS# 15235
 WHEATON