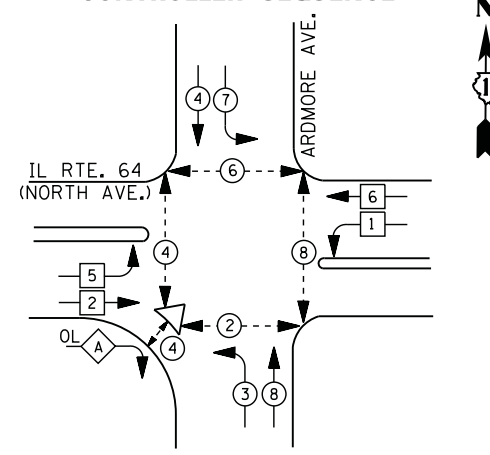
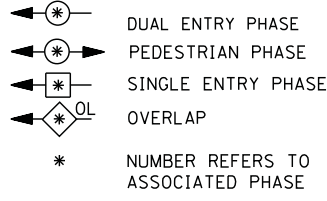


CONTROLLER SEQUENCE



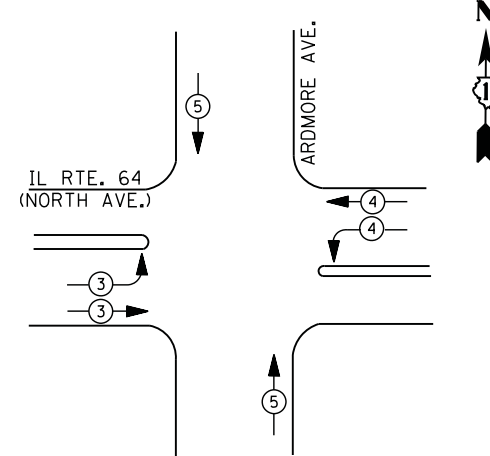
LEGEND



RIGHT TURN OVERLAP PHASE DESIGNATION

OVERLAP LETTER	PERMISSIVE PHASE	PROTECTED PHASE
A	= 2	+ 3

PHASE DESIGNATION DIAGRAM



EMERGENCY VEHICLE PREEMPTION SEQUENCE

EMERGENCY VEHICLE PREEMPTORS			
EMERGENCY VEHICLE PREEMPTOR	3	4	5
MOVEMENT	→	←	↕

I. D. O. T. TRAFFIC SIGNAL INSTALLATION ELECTRICAL SERVICE REQUIREMENTS

TYPE	NO. LAMPS	WATTAGE		% OPERATIONS	TOTAL WATTAGE
		INCAND.	LED		
SIGNAL (RED)	20	135	17	0.50	170
(YELLOW)	20	135	25	0.25	125
(GREEN)	20	135	15	0.25	75
ARROW	12	135	12	0.10	15
PED. SIGNAL	10	90	25	1.00	250
CONTROLLER	1	100	100	1.00	100
ILLUM. SIGN		252	25	0.05	--
VIDEO SYSTEM		150	-	1.00	--
TOTAL =					735

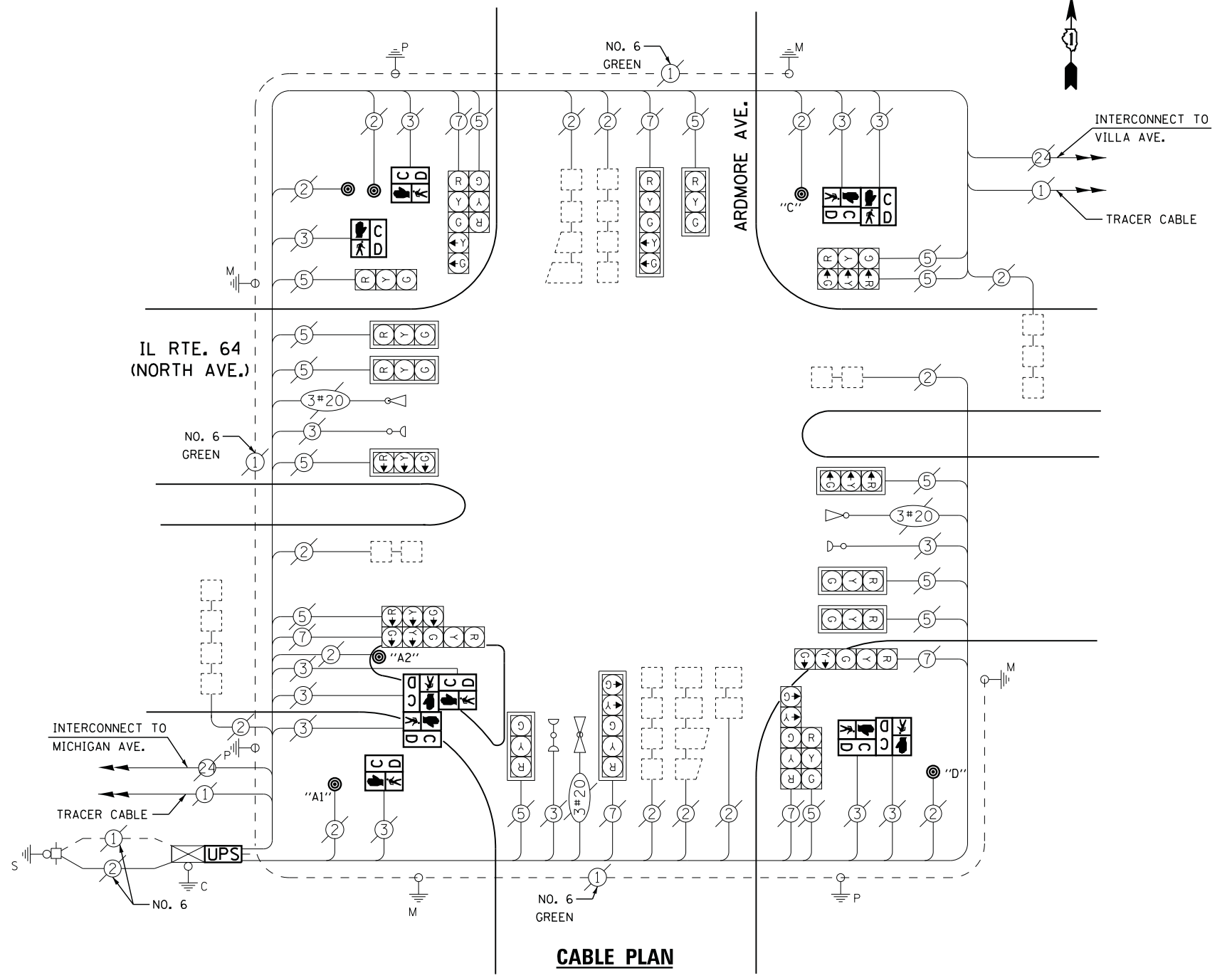
ENERGY COSTS- BILLED TO: VILLAGE OF VILLA PARK
 20 S. ARDMORE AVENUE
 VILLA PARK, IL 60181-2696

ENERGY SUPPLY - CONTACT JOE STACHO
 PHONE 630-424-5704
 COMMONWEALTH EDISON

SCHEDULE OF QUANTITIES

QUANTITY	UNIT	ITEM
1	EACH	MAINTENANCE OF EXISTING TRAFFIC SIGNAL INSTALLATION
3	EACH	PEDESTRIAN SIGNAL HEAD, LED, 1-FACE, BRACKET MOUNTED WITH COUNTDOWN TIMER
2	EACH	PEDESTRIAN SIGNAL HEAD, LED, 2-FACE, BRACKET MOUNTED WITH COUNTDOWN TIMER
1	EACH	PEDESTRIAN SIGNAL HEAD, LED, 3-FACE, BRACKET MOUNTED WITH COUNTDOWN TIMER
1	EACH	MODIFY EXISTING CONTROLLER CABINET
1	EACH	REMOVE EXISTING TRAFFIC SIGNAL EQUIPMENT
1	EACH	UNINTERRUPTABLE POWER SUPPLY, SPECIAL
6	EACH	PEDESTRIAN PUSH-BUTTON, NON-LATCHING

CABLE PLAN



NOTES:
 PUSH BUTTON "A1" SHALL PLACE A CALL IN PHASE 4
 PUSH BUTTON "A2" SHALL PLACE A CALL IN PHASES 2 AND 4
 PUSH BUTTON "C" SHALL PLACE A CALL IN PHASES 6 AND 8
 PUSH BUTTON "D" SHALL PLACE A CALL IN PHASES 2 AND 8

REMOVAL OF EXISTING TRAFFIC SIGNAL EQUIPMENT

THE FOLLOWING ITEMS SHALL BE REMOVED BY THE CONTRACTOR AND SHALL BE DISPOSED OF BY THEM OUTSIDE THE RIGHT-OF-WAY AT THEIR EXPENSE. THE SALVAGE VALUE OF THE REMOVED EQUIPMENT SHALL BE REFLECTED IN THE CONTRACT BID PRICE.

10	EACH	PEDESTRIAN SIGNAL HEAD
6	EACH	PEDESTRIAN PUSH-BUTTON

FILE NAME =	USER NAME = *USER*	DESIGNED - DW	REVISED -
N:\Projects\312062\DesignCAD\Sheet Files\6410_CAB_DUPAGE.dgn		DRAWN - JDH	REVISED -
	PLOT SCALE = *SCALE*	CHECKED - KMM	REVISED -
	PLOT DATE = 2/5/2013	DATE -	REVISED -

**STATE OF ILLINOIS
 DEPARTMENT OF TRANSPORTATION**

IL ROUTE 64 AT ARDMORE AVENUE SCHEDULE OF QUANTITIES, CABLE PLAN, PHASE DESIGNATION DIAGRAM AND EMERGENCY VEHICLE PREEMPTION SEQUENCE			
SCALE: N.T.S.	SHEET NO.	OF SHEETS	STA. TO STA.

F.A. RTE.	SECTION	COUNTY	TOTAL SHEETS	SHEET NO.
	2012-082TS		88	62
CONTRACT NO. 60W00				
ILLINOIS FED. AID PROJECT				

TS# 6410
 VILLA PARK