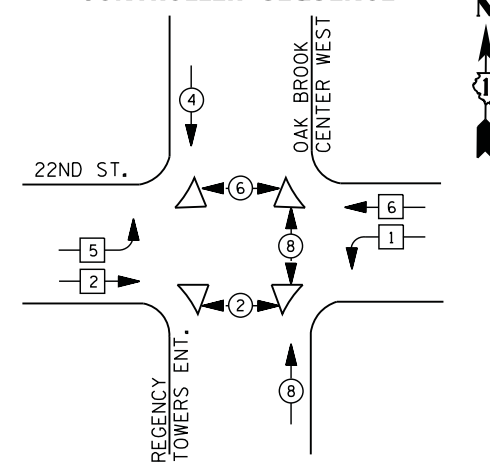
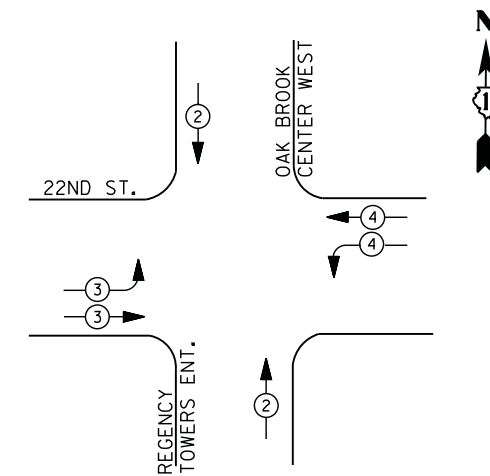


**CONTROLLER SEQUENCE**



**PHASE DESIGNATION DIAGRAM**



**EMERGENCY VEHICLE PREEMPTION SEQUENCE**

EMERGENCY VEHICLE PREEMPTORS			
EMERGENCY VEHICLE PREEMPTOR	2	3	4
MOVEMENT	↑ ↓	→ ←	← →

I. D. O. T.  
 TRAFFIC SIGNAL INSTALLATION  
 ELECTRICAL SERVICE REQUIREMENTS

TYPE	NO. LAMPS	WATTAGE		% OPERATIONS	TOTAL WATTAGE
		INCAND.	LED		
SIGNAL ( RED )	16	135	17	0.50	136
( YELLOW )	16	135	25	0.25	100
( GREEN )	16	135	15	0.25	60
ARROW	--	135	12	0.10	--
PED. SIGNAL	6	90	25	1.00	150
CONTROLLER	1	100	100	1.00	100
ILLUM. SIGN		252	25	0.05	--
VIDEO SYSTEM		150	-	1.00	--
TOTAL =					546

ENERGY COSTS- BILLED TO: VILLAGE OF OAK BROOK  
 1200 OAK BROOK ROAD  
 OAK BROOK, IL 60523

ENERGY SUPPLY - CONTACT JOE STACHO  
 PHONE 630-424-5704  
 COMMONWEALTH EDISON

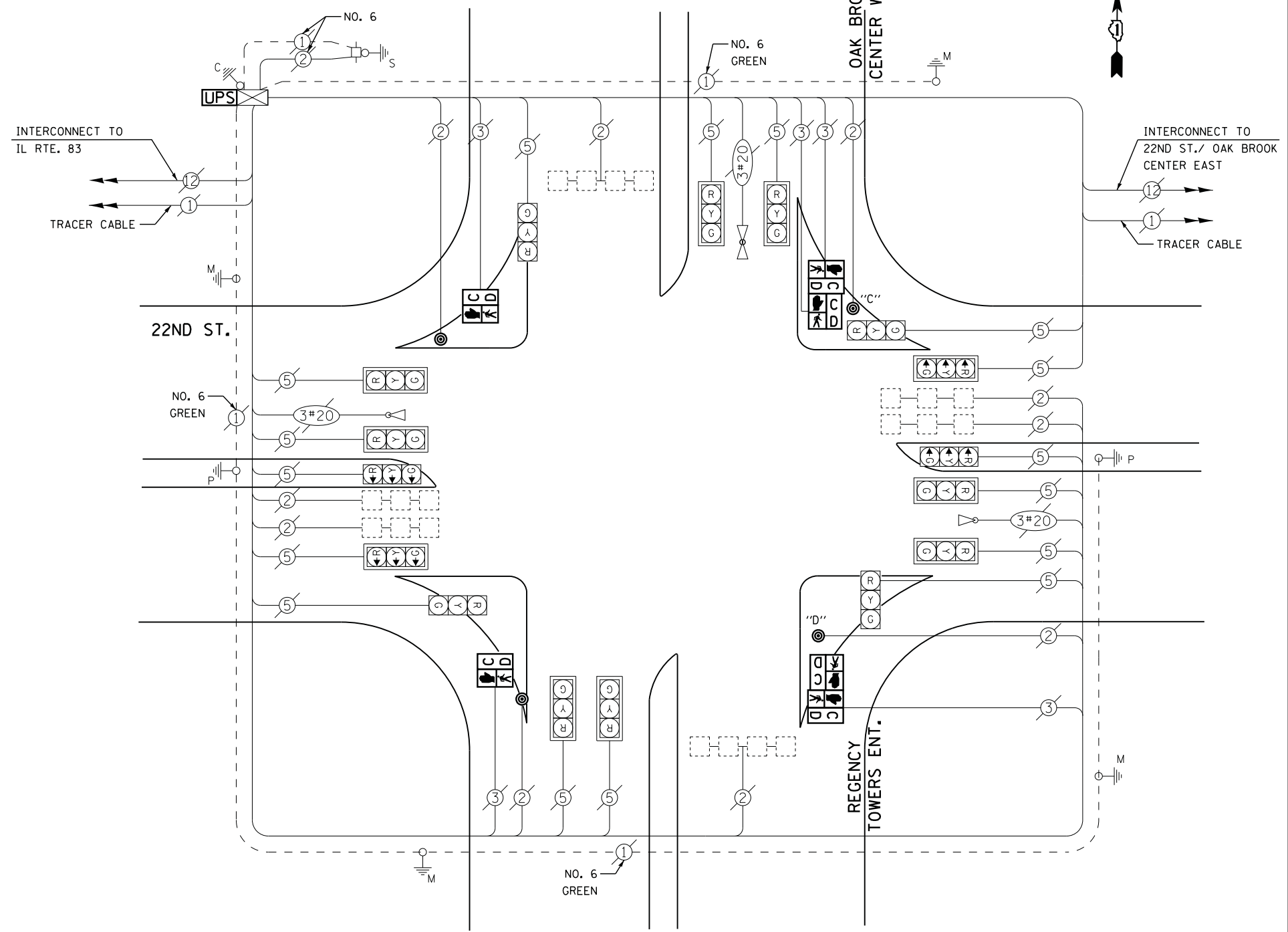
**LEGEND**

- ⊕ DUAL ENTRY PHASE
- ⊕ PEDESTRIAN PHASE
- ⊕ SINGLE ENTRY PHASE
- ⊕ OL OVERLAP
- \* NUMBER REFERS TO ASSOCIATED PHASE

**SCHEDULE OF QUANTITIES**

QUANTITY	UNIT	ITEM
1	EACH	MAINTENANCE OF EXISTING TRAFFIC SIGNAL INSTALLATION
2	EACH	PEDESTRIAN SIGNAL HEAD, LED, 1-FACE, BRACKET MOUNTED WITH COUNTDOWN TIMER
2	EACH	PEDESTRIAN SIGNAL HEAD, LED, 2-FACE, BRACKET MOUNTED WITH COUNTDOWN TIMER
1	EACH	MODIFY EXISTING CONTROLLER CABINET
1	EACH	REMOVE EXISTING TRAFFIC SIGNAL EQUIPMENT
1	EACH	UNINTERRUPTABLE POWER SUPPLY, SPECIAL
4	EACH	PEDESTRIAN PUSH-BUTTON, NON-LATCHING

**CABLE PLAN**



NOTES:  
 PUSH BUTTON "C" SHALL PLACE A CALL IN PHASES 6 AND 8  
 PUSH BUTTON "D" SHALL PLACE A CALL IN PHASES 2 AND 8

**REMOVAL OF EXISTING TRAFFIC SIGNAL EQUIPMENT**

THE FOLLOWING ITEMS SHALL BE REMOVED BY THE CONTRACTOR AND SHALL BE DISPOSED OF BY THEM OUTSIDE THE RIGHT-OF-WAY AT THEIR EXPENSE. THE SALVAGE VALUE OF THE REMOVED EQUIPMENT SHALL BE REFLECTED IN THE CONTRACT BID PRICE.

6	EACH	PEDESTRIAN SIGNAL HEAD
4	EACH	PEDESTRIAN PUSH-BUTTON

FILE NAME =	USER NAME = *USER*	DESIGNED - DW	REVISED -
N:\Projects\3\12062\Design\CAD\Sheet Files\14492_CAB_DUPAGE.dgn		DRAWN - JDH	REVISED -
	PLOT SCALE = *SCALE*	CHECKED - KMM	REVISED -
	PLOT DATE = 2/5/2013	DATE -	REVISED -

STATE OF ILLINOIS  
 DEPARTMENT OF TRANSPORTATION

22ND STREET AT OAK BROOK CENTER WEST SCHEDULE OF QUANTITIES, CABLE PLAN, PHASE DESIGNATION DIAGRAM AND EMERGENCY VEHICLE PREEMPTION SEQUENCE			
SCALE: N.T.S.	SHEET NO.	OF SHEETS	STA. TO STA.

F.A. RTE.	SECTION	COUNTY	TOTAL SHEETS	SHEET NO.
	2012-082TS		88	53
			CONTRACT NO. 60W00	
ILLINOIS FED. AID PROJECT				

TS# 14492  
 OAK BROOK