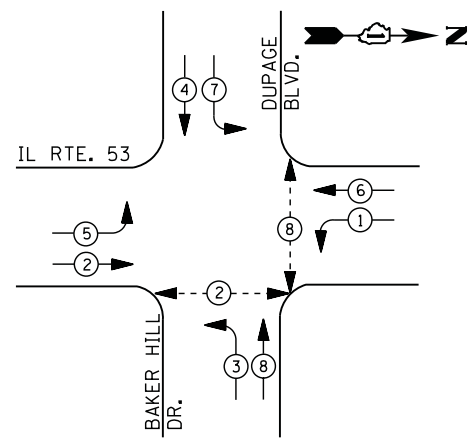


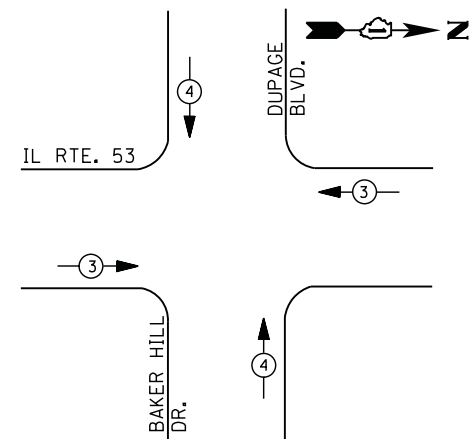
**CONTROLLER SEQUENCE**



**LEGEND**

- DUAL ENTRY PHASE
- PEDESTRIAN PHASE
- SINGLE ENTRY PHASE
- OVERLAP
- NUMBER REFERS TO ASSOCIATED PHASE

**PHASE DESIGNATION DIAGRAM**



**EMERGENCY VEHICLE PREEMPTION SEQUENCE**

EMERGENCY VEHICLE PREEMPTORS		
EMERGENCY VEHICLE PREEMPTOR	3	4
MOVEMENT	← →	↑ ↓

**I. D. O. T.  
 TRAFFIC SIGNAL INSTALLATION  
 ELECTRICAL SERVICE REQUIREMENTS**

TYPE	NO. LAMPS	WATTAGE		% OPERATIONS	TOTAL WATTAGE
		INCAND.	LED		
SIGNAL (RED)	12	135	17	0.50	102
(YELLOW)	12	135	25	0.25	75
(GREEN)	12	135	15	0.25	45
ARROW	16	135	12	0.10	20
PED. SIGNAL	4	90	25	1.00	100
CONTROLLER	1	100	100	1.00	100
ILLUM. SIGN		252	25	0.05	
VIDEO SYSTEM		150	-	1.00	
TOTAL =					442

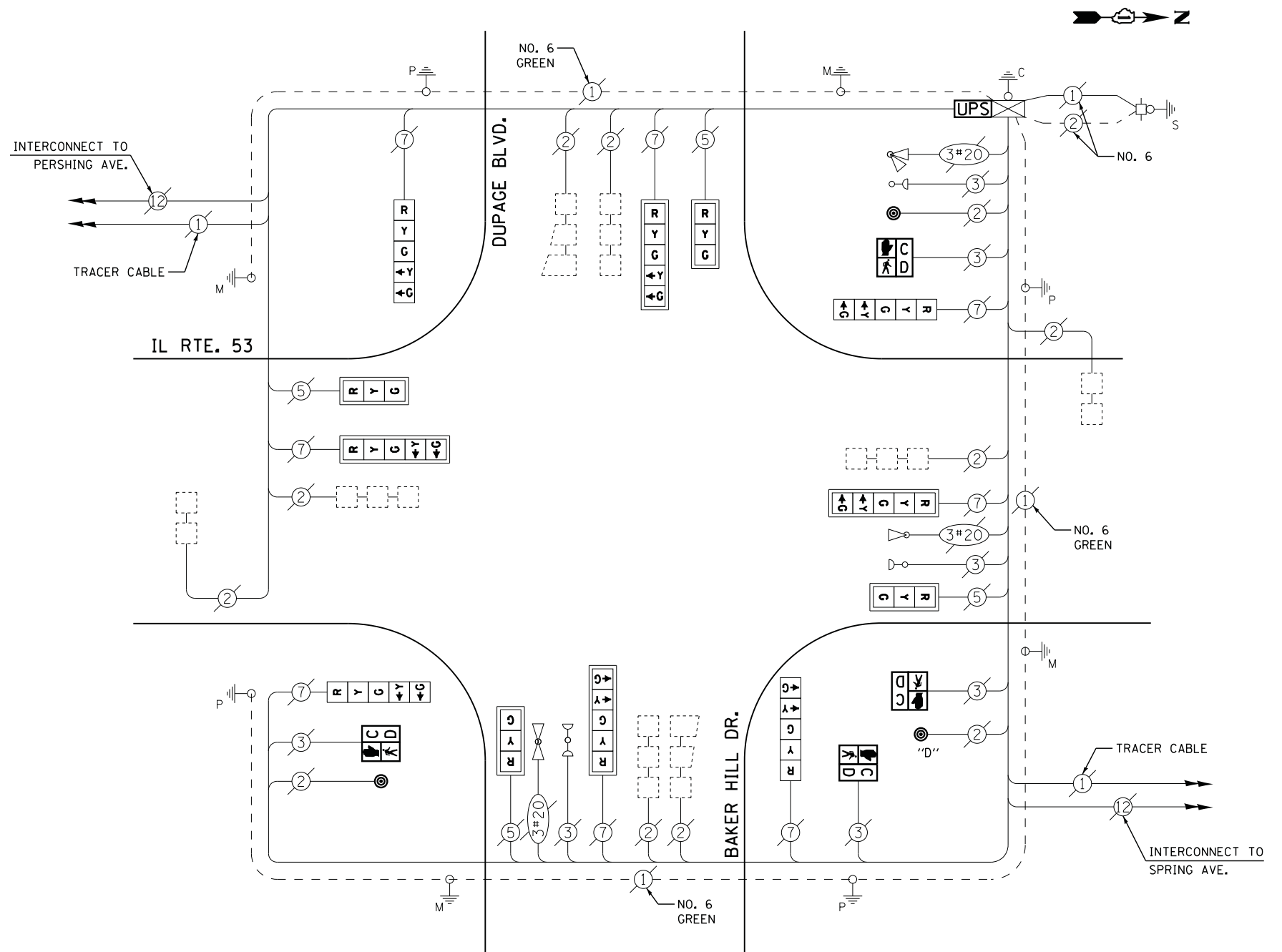
ENERGY COSTS- **BILLED TO: THE VILLAGE OF GLEN ELLYN**  
 535 DUANE STREET  
 GLEN ELLYN, IL 60137

ENERGY SUPPLY - CONTACT **JOE STACHO**  
 PHONE 630-424-5704  
 COMMONWEALTH EDISON

**SCHEDULE OF QUANTITIES**

QUANTITY	UNIT	ITEM
1	EACH	MAINTENANCE OF EXISTING TRAFFIC SIGNAL INSTALLATION
4	EACH	PEDESTRIAN SIGNAL HEAD, LED, 1-FACE, BRACKET MOUNTED WITH COUNTDOWN TIMER
1	EACH	MODIFY EXISTING CONTROLLER CABINET
1	EACH	REMOVE EXISTING TRAFFIC SIGNAL EQUIPMENT
1	EACH	UNINTERRUPTIBLE POWER SUPPLY, SPECIAL
4	EACH	SIGNAL HEAD, LED, 1-FACE, 3-SECTION, MAST ARM MOUNTED, RETROFIT
4	EACH	SIGNAL HEAD, LED, 1-FACE, 5-SECTION, MAST ARM MOUNTED, RETROFIT
4	EACH	SIGNAL HEAD, LED, 1-FACE, 5-SECTION, BRACKET MOUNTED, RETROFIT
3	EACH	PEDESTRIAN PUSH-BUTTON, NON-LATCHING

**CABLE PLAN**



NOTE:  
 PUSH BUTTON "D" SHALL PLACE A CALL IN PHASES 2 AND 8

RETROFIT ALL EXISTING  
 SIGNAL HEADS TO L.E.D.

**REMOVAL OF EXISTING TRAFFIC SIGNAL EQUIPMENT**

THE FOLLOWING ITEMS SHALL BE REMOVED BY THE CONTRACTOR AND SHALL BE DISPOSED OF BY THEM OUTSIDE THE RIGHT-OF-WAY AT THEIR EXPENSE. THE SALVAGE VALUE OF THE REMOVED EQUIPMENT SHALL BE REFLECTED IN THE CONTRACT BID PRICE.

- 4 EACH PEDESTRIAN SIGNAL HEAD
- 3 EACH PEDESTRIAN PUSH-BUTTON

FILE NAME =	USER NAME = *USER*	DESIGNED - DW	REVISED -
N:\Projects\3\12062\DesignCAD\Sheet Files\20330_CAB_DUPAGE.dgn		DRAWN - JDH	REVISED -
	PLOT SCALE = *SCALE*	CHECKED - KMM	REVISED -
	PLOT DATE = 2/5/2013	DATE -	REVISED -

**STATE OF ILLINOIS  
 DEPARTMENT OF TRANSPORTATION**

<b>IL ROUTE 53 AT BAKER HILL DRIVE/DUPAGE BOULEVARD</b>			
<b>SCHEDULE OF QUANTITIES, CABLE PLAN, PHASE DESIGNATION DIAGRAM</b>			
<b>AND EMERGENCY VEHICLE PREEMPTION SEQUENCE</b>			
SCALE: N.T.S.	SHEET NO.	OF SHEETS	STA. TO STA.

F.A. RTE.	SECTION	COUNTY	TOTAL SHEETS	SHEET NO.
	2012-082TS	DUPAGE	88	40
			CONTRACT NO. 60W00	
ILLINOIS FED. AID PROJECT				

TS# 20330  
 GLEN ELLYN