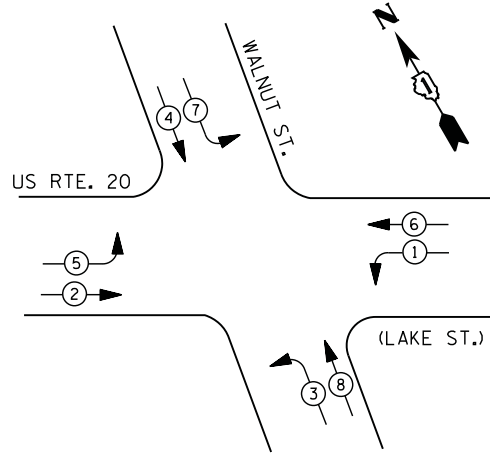
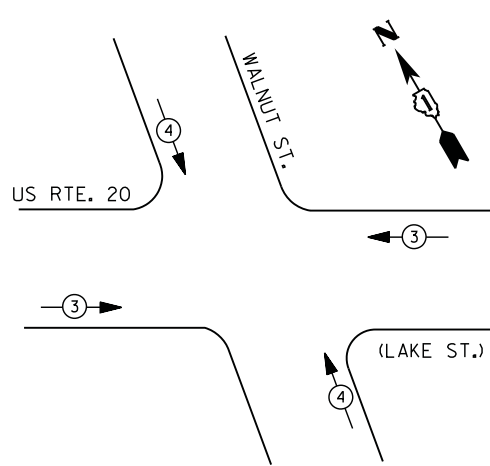


**CONTROLLER SEQUENCE**



- LEGEND**
- DUAL ENTRY PHASE
  - PEDESTRIAN PHASE
  - SINGLE ENTRY PHASE
  - OVERLAP
  - \* NUMBER REFERS TO ASSOCIATED PHASE

**PHASE DESIGNATION DIAGRAM**



**EMERGENCY VEHICLE PREEMPTION SEQUENCE**

EMERGENCY VEHICLE PREEMPTORS		
EMERGENCY VEHICLE PREEMPTOR	3	4
MOVEMENT		

**I. D. O. T.  
 TRAFFIC SIGNAL INSTALLATION  
 ELECTRICAL SERVICE REQUIREMENTS**

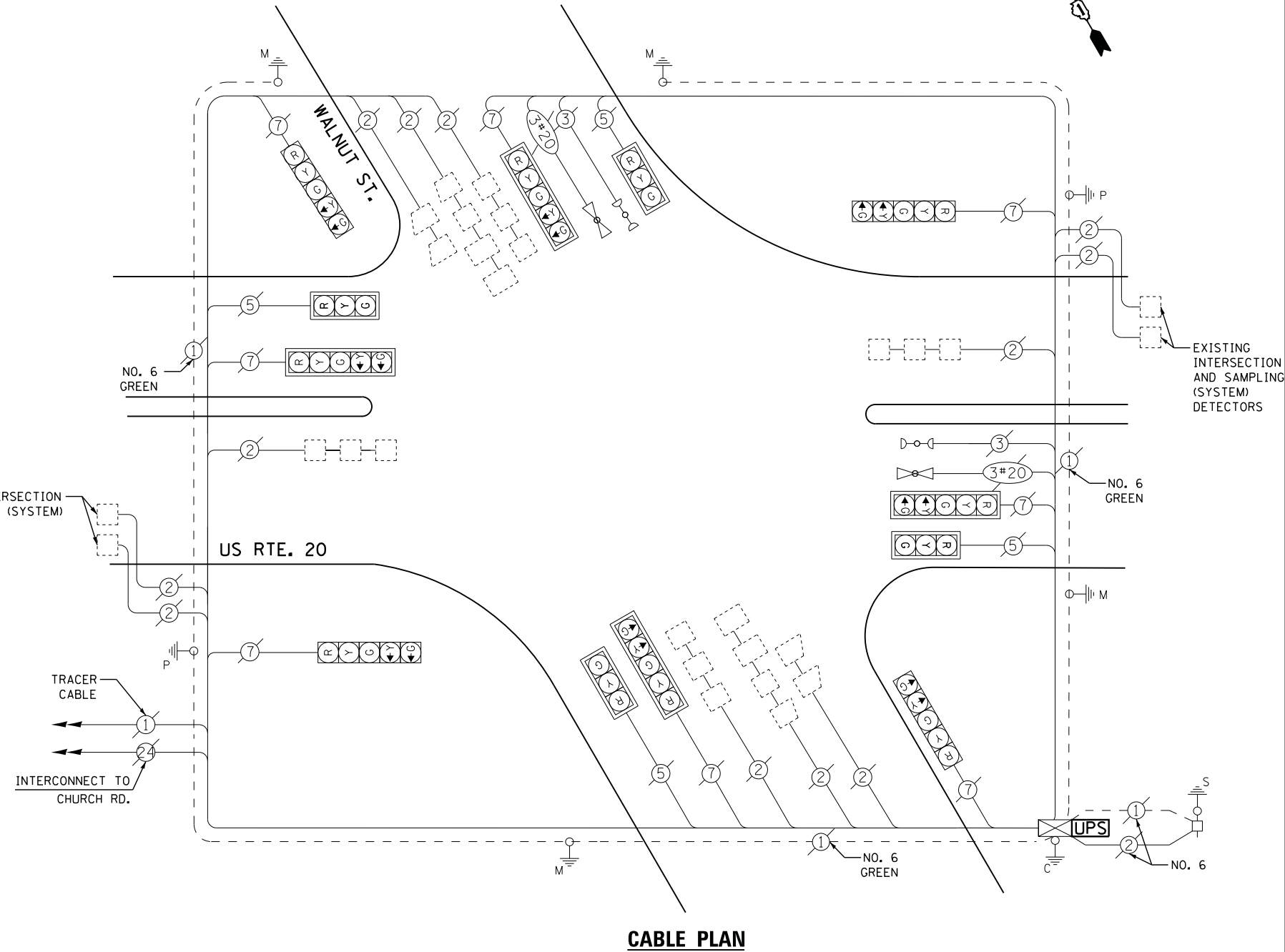
TYPE	NO. LAMPS	WATTAGE		% OPERATIONS	TOTAL WATTAGE
		INCAND.	LED		
SIGNAL ( RED )	12	135	17	0.50	102
( YELLOW )	12	135	25	0.25	75
( GREEN )	12	135	15	0.25	45
ARROW	16	135	12	0.10	20
PED. SIGNAL		90	25	1.00	--
CONTROLLER	1	100	100	1.00	100
ILLUM. SIGN		252	25	0.05	
VIDEO SYSTEM	--	150	-	1.00	--
TOTAL =					342

ENERGY COSTS- BILLED TO: IDOT DISTRICT 1  
 201 WEST CENTER COURT  
 SCHAUMBURG, IL 60196-1096

ENERGY SUPPLY - CONTACT JOE STACHO  
 PHONE 630-424-5704  
 COMMONWEALTH EDISON

**SCHEDULE OF QUANTITIES**

QUANTITY	UNIT	ITEM
1	EACH	MAINTENANCE OF EXISTING TRAFFIC SIGNAL INSTALLATION
1	EACH	MODIFY EXISTING CONTROLLER CABINET
1	EACH	UNINTERRUPTABLE POWER SUPPLY, SPECIAL



**CABLE PLAN**

FILE NAME =	USER NAME = *USER*	DESIGNED -	DW	REVISED -	
N:\Projects\3\12062\DesignCAD\Sheet Files\6075_CAB_DUPAGE.dgn		DRAWN -	JDH	REVISED -	
	PLOT SCALE = *SCALE*	CHECKED -	KMM	REVISED -	
	PLOT DATE = 2/5/2013	DATE -		REVISED -	

**STATE OF ILLINOIS  
 DEPARTMENT OF TRANSPORTATION**

**US ROUTE 20 AT WALNUT STREET  
 SCHEDULE OF QUANTITIES, CABLE PLAN, PHASE DESIGNATION DIAGRAM  
 AND EMERGENCY VEHICLE PREEMPTION SEQUENCE**

SCALE: N.T.S. SHEET NO. OF SHEETS STA. TO STA.

F.A. RTE.	SECTION	COUNTY	TOTAL SHEETS	SHEET NO.
	2012-082TS		88	23
CONTRACT NO. 60W00			ILLINOIS FED. AID PROJECT	

TS# 6075  
 ELMHURST