MISCELLANEOUS DETAILS

DETAIL OF BITUMINOUS SURFACE REMOVAL

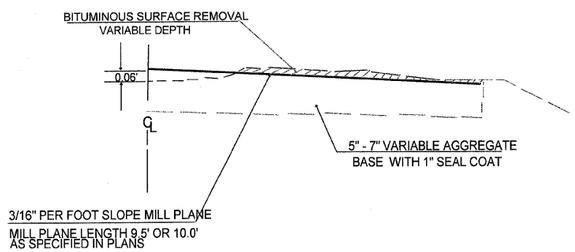

* GENERAL NOTES *

THIS SECTION SHALL CONSIST OF AN OVERLAY OF P.C.C. PAVEMENT.

THE BITUMINOUS SURFACE REMOVAL SHALL BE DONE TO THE GRADE AND PROFILE SPECIFIED ON THE PLANS OR BY THE ENGINEER.

ANY OVER MILLING/REMOVAL IN DEPTH OF EXISTING SURFACE RESULTING IN INCREASED PROPOSED CONCRETE VOLUME SHALL BE AT THE EXPENSE OF THE CONTRACTOR AND NO ADDITIONAL COMPENSATION SHALL BE ALLOWED.

THE BITUMINOUS SURFACE REMOVAL MATERIAL, AT THE CONTRACTOR'S EXPENSE BY A MEANS AGREEABLE TO THE ENGINEER, MAY BE INCORPORATED WITHIN THE WIDENING/SHOULDER EMBANKMENT UNDER A MINIMUM OF 6" OF EMBANKMENT.

EARTH EXCAVATION (WIDENING)
20200500

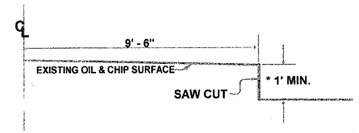

* 1' MIN. OR CUT TO EXISTING COMPACTED FILL.

GENERAL NOTES

1. THIS WORK WILL BE PAID FOR AT THE CONTRACT UNIT PRICE PER CU. YD. FOR EARTH EXCAVATION (WIDENING) WHICH PRICE SHALL INCLUDE ANY ADDITIONAL DEPTH (*1' MIN. OR CUT TO EXISTING COMPACTED FILL), ALL LABOR AND MATERIAL AS SPECIFIED AND NO ADDITIONAL COMPENSATION SHALL BE ALLOWED.

CONTROLLED LOW-STRENGTH MATERIAL
Z0013825

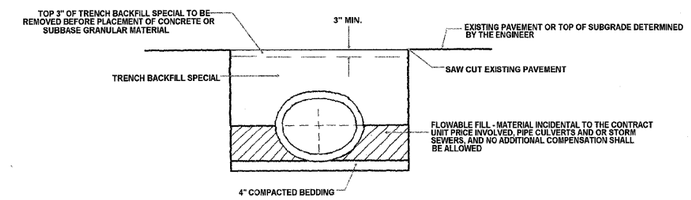

DETAIL OF SAWED CONTRACTION JOINT
8' SPACING 5 1/2" PCC C.H. 18

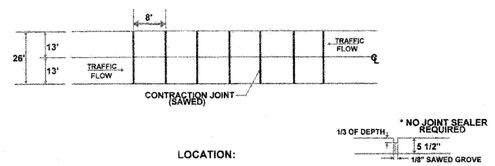

LOCATION:

C.H. 18 STA. 46+00 ~ 120+00

GENERAL NOTES:

1. THIS WORK WILL BE INCLUDED AND INCIDENTAL TO THE CONTRACT UNIT PRICE PER SQ. YD. FOR PORTLAND CEMENT CONCRETE PAVEMENT 5 1/2" WHICH SHALL INCLUDE ALL LABOR AND MATERIAL AS SPECIFIED AND NO ADDITIONAL COMPENSATION WILL BE ALLOWED.

INLETS SPECIAL
60242400

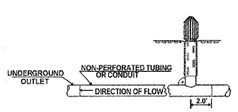

DIRECT METHOD OF INLET CONNECTION

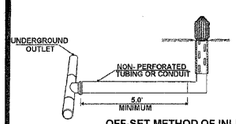

OFF-SET METHOD OF INLET CONNECTION

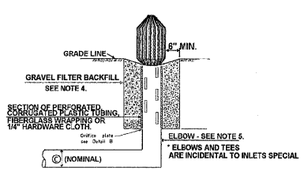

INLET FOR UNDERGROUND OUTLET

DETAIL A - BAR GUARD

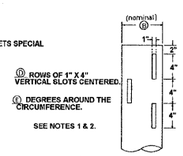

DETAIL B - SLOTTED RISER

DETAIL C - ORFICE PLATE

GENERAL NOTES:

1. RISERS SHALL BE SLOTTED & SHALL BE FABRICATED FROM PVC PLASTIC PIPE. MATERIALS SHALL HAVE AT LEAST THE MINIMUM WALL THICKNESS GIVEN IN THE STANDARD DIMENSION TABLE (PVC PIPE WITH A SDR OF 41 OR LESS WILL MEET MINIMUM WALL THICKNESS REQUIREMENTS.)
2. SLOTS SHALL BE CUT CLEANLY AND DEBURRED. ENDS OF SLOTS MAY BE ROUND OR SQUARE.
3. ORIFICE PLATE, CAP AND FITTINGS SHALL BE SNUG AND SECURELY FASTENED. ORIFICE PLATE SHALL BE CLEANLY CUT AND FREE OF BURRS WITH CARE TAKEN NOT TO ROUND THE EDGES.
4. GRAVEL FILTER SHALL BE CA-7.
5. FABRICATED OR STANDARD ELBOW: FABRICATED OR STANDARD TEE WITH MAIL TILE LINE OR PLUG IN UPSTREAM END; OR STANDARD TEE WITH ONE END EMBEDDED IN CONCRETE.
6. AN OPTIONAL BREAK-AWAY COUPLING MAY BE PLACED 6 - 8 INCHES BELOW GROUND.
7. 30 - 1" DIAMETER HOLES PER FOOT OF RISER MAY BE SUBSTITUTED FOR THE 1" X 4" SLOTS TO 6" DIAMETER RISERS.
8. ALL INLET SPECIAL RISERS SHALL BE 6" DIAMETER.
9. ORIFICE PLATE (DETAIL C) SHALL BE USED ONLY WHEN THE STORM SEWER CLASS B OUTLET IS OF A DIAMETER OF 4".
10. THIS WORK WILL BE PAID FOR AT THE CONTRACT UNIT PRICE PER EACH FOR INLETS SPECIAL INCLUDING ALL LABOR AND MATERIAL. (TEES, ELBOWS, ORIFICES, BAR GUARDS, GRAVEL FILTER, AND RISER WRAP) AS SPECIFIED AND NO ADDITIONAL COMPENSATION WILL BE ALLOWED.

STANDARD DIMENSION TABLE

Ⓐ (INCHES)	Ⓑ (INCHES)	Ⓒ MIN. (INCHES)	Ⓓ (ROWS)	Ⓔ (DEG)	MIN. WALL THICKNESS PVC (INCHES)
3.5	6	4	4	90	.15