| F.A.I. RTE. | SECTION | COUNTY | TOTAL SHEETS | SHEET NO. |
|---|---|---|---|---|
| 57 | 1920.1B-R | COOK | 101 | 065 |
| STA. | | TO STA. | | |
| FED. ROAD DIST. NO. 1 | ILLINOIS | FED. AID PROJECT | | |

CONTRACT NO. 62533

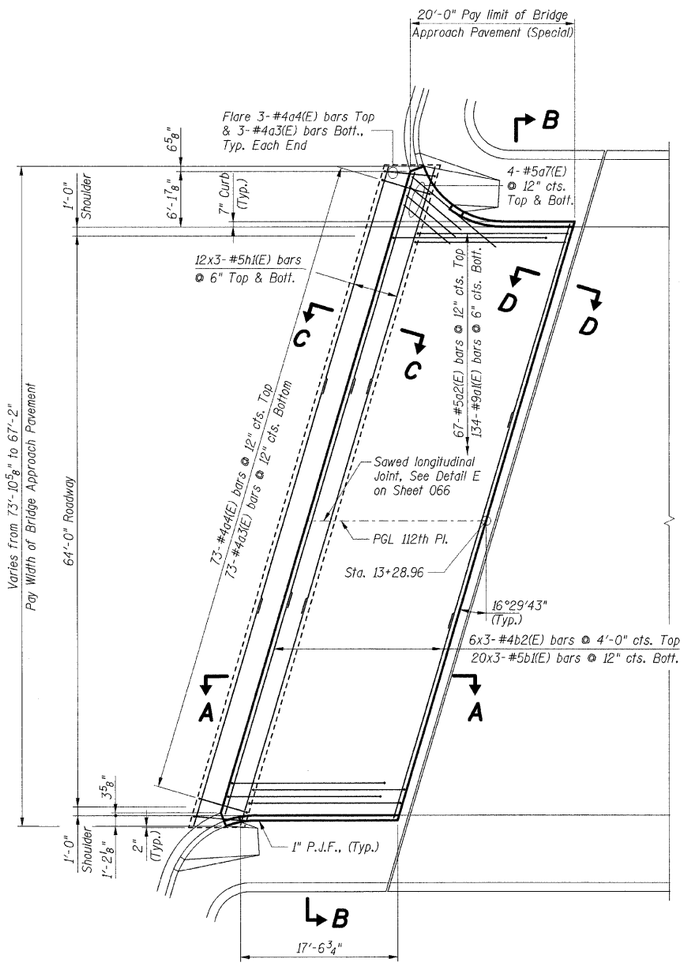


## PLAN WEST APPROACH

*Saw PGL or lane edge

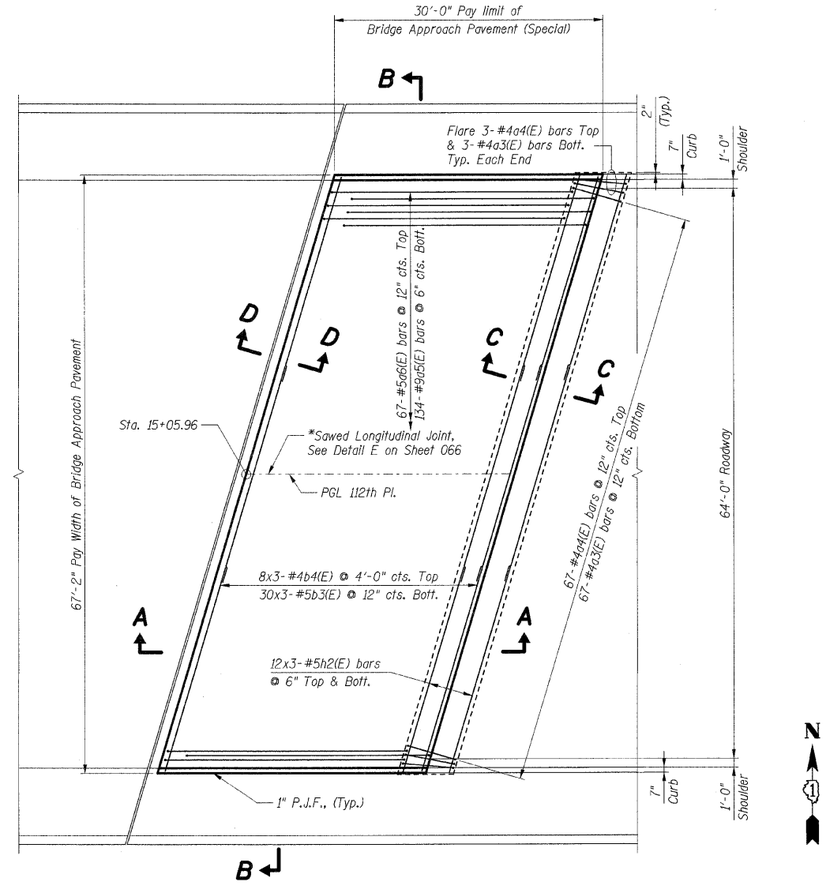


## PLAN EAST APPROACH

*Saw PGL or lane edge

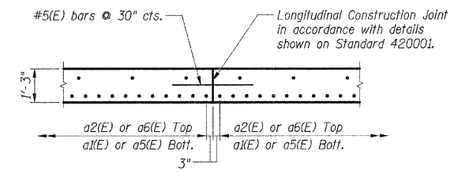


## OPTIONAL LONGITUDINAL CONSTRUCTION JOINT

As approved by the Engineer, the Contractor may elect to reduce the widths of pour by use of the Optional Longitudinal Construction Joint shown. Joints shall be located at the edge of a traffic lane.

## BILL OF MATERIAL

| Item | Unit | Total |
|---|---|---|
| Bridge Approach Pavement (Special) | Sq Yd | 376 |
| Bridge Deck Grooving | Sq Yd | 359 |
| Protective Coat | Sq Yd | 383 |

**Notes:**

1. Reinforcement bars designated (E) shall be epoxy coated.
2. Bars indicated thus 30x2-#5 etc. indicates 30 lines of bars with 2 lengths per line.
3. For Sections A-A thru D-D see Sheet 066.
4. See Standard 421001 for reinforcement details not shown.
5. See Standard 420001 for details of joints not shown.

| LAP LENGTHS | |
|---|---|
| Bar Size | Min. Lap |
| #4 | 1'-4" |
| #5 | 1'-8" |

| REVISIONS | |
|---|---|
| NAME | DATE |
| | |
| | |
| | |
| | |
| | |
| | |
| | |
| | |
| | |
| | |

ILLINOIS DEPARTMENT OF TRANSPORTATION
112TH PLACE OVER
F.A.I ROUTE 57 (INTERSTATE 57)

# BRIDGE APPROACH PAVEMENT, SPECIAL AT SN 016-0988 PLANS

SCALE: N.T.S. DRAWN BY: RDS

DATE: 01/16/09 CHECKED BY: ACL

TENG

TENG & ASSOCIATES, INC.
ENGINEERS/ARCHITECTS/PLANNERS
205 N. MICHIGAN AVE. CHICAGO, IL 60601
TELEPHONE: 312/616-0000


-\ALTOON18.DGN -\APSOOT13.DGN -\TSLOOMUH.DGN -\ROWOOSVC.DGN -\ROWOOSVC.DGN -\TTBKOMWA.DGN -\APSOOT18.DGN -\APSOOT18.DGN -\APSOOT18.DGN -\APSOOT18.DGN -\APSOOT18.DGN
11-6-2009 13:56:37 T:\DOCUMENT\B30960\STRUCT\DGN\APSOOT18.DGN HECHTBR
1 2 3 4 5 6 7 8 9 10 11 12 13 14 15 16 17 18 19 20 21 22 23 24 25 26 27 28 29 30 31 32 33 34 35 36 37 38 39 40 41 42 43 44 45 46 47 48 49 50 51 52 53 54 55 56 57 58 59 60 61 62 63