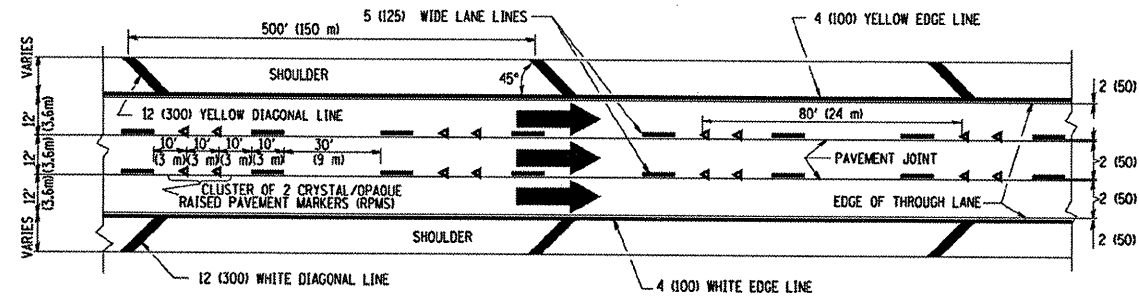


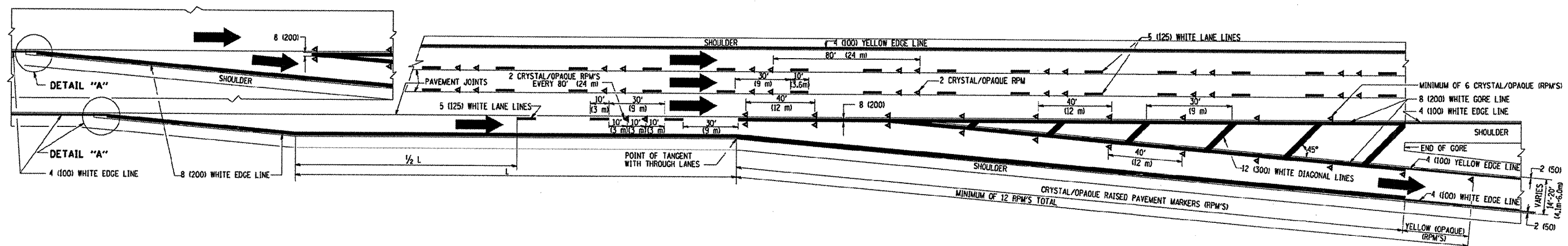
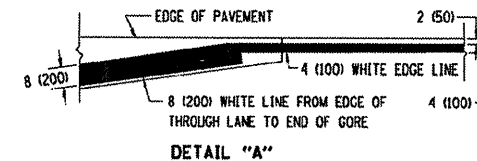
THE DIAGONAL LINES SHALL BE SPACED AT 40' (12 m) C-C ACROSS ALL STRUCTURES WHICH ARE 500' (150 m) OR LESS IN LENGTH
THE DIAGONAL LINES ARE NOT REQUIRED ON SHOULDERS WHICH ARE 6' (1.8 m) OR LESS IN WIDTH



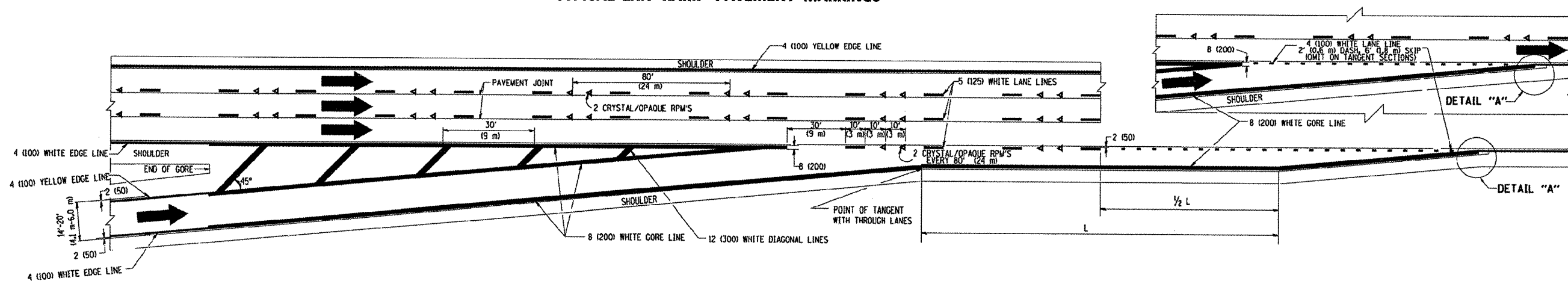
TYPICAL EDGE LINES & LANE LINES

NOTES:

1. THERMO PLASTIC PAVEMENT MARKING LINE SHALL BE USED FOR THE EDGE LINES, GORE LINES, AND DIAGONAL LINES ON BITUMINOUS PAVEMENT ONLY.
2. PREFORMED PLASTIC TYPE B PAVEMENT MARKING LINE SHALL BE USED FOR ALL LANE LINES ON BITUMINOUS PAVEMENT
3. POLYUREA PAVEMENT MARKING SHALL BE USED FOR ALL MARKINGS ON PCC



TYPICAL EXIT RAMP PAVEMENT MARKINGS



TYPICAL ENTRANCE RAMP PAVEMENT MARKINGS

FILE NAME = W:\distato\22x34\1012.dgn

USER NAME = gogliano	DESIGNED - D.W.S.	REVISED - A.H. 03-96
PLOT SCALE = 58,000 / IN.	CHECKED -	REVISED - D.W.S. 07-96
PLOT DATE = 1/4/2008	DATE - 01-90	REVISED - J.A.F. 02-06
		REVISED - S.P.B. 01-07

STATE OF ILLINOIS
DEPARTMENT OF TRANSPORTATION

SCALE: NONE

SHEET NO. 1 OF 2 SHEETS

MULTI-LANE FREEWAY
PAVEMENT MARKING DETAILS

STA. TO STA.

F.A. RTE. 305	SECTION 1415 B	COUNTY COOK	TOTAL SHEETS 75	SHEET NO. 60
TC-12		CONTRACT NO. 60F60		
FED. ROAD DIST. NO. 1 ILLINOIS FED. AID PROJECT				