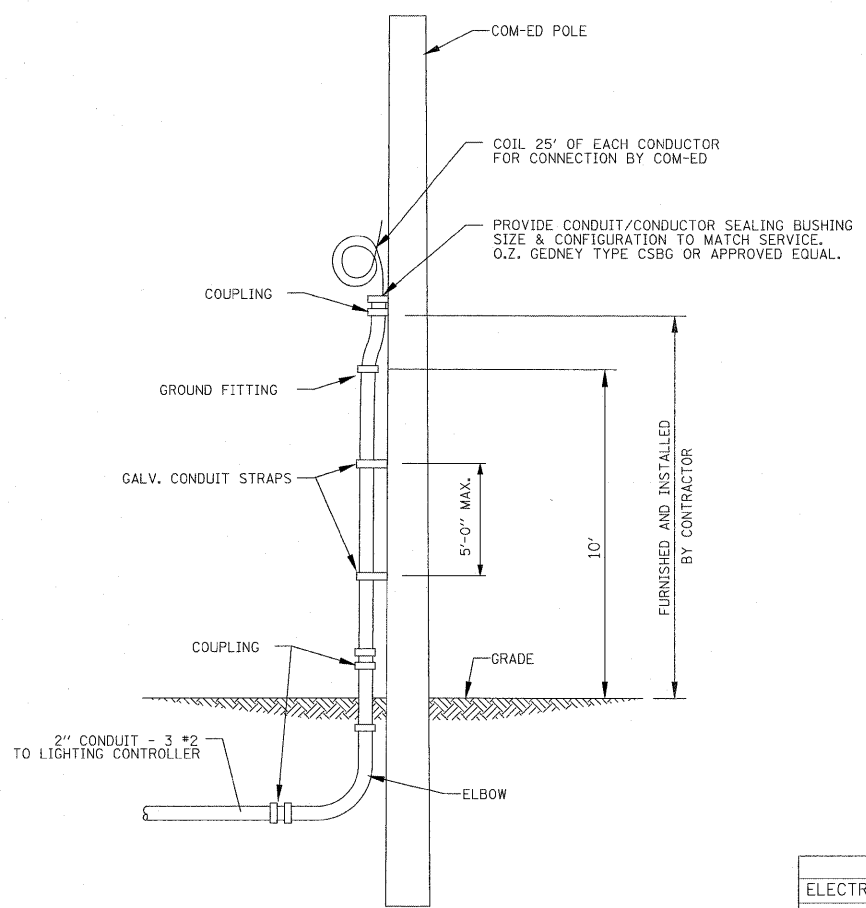


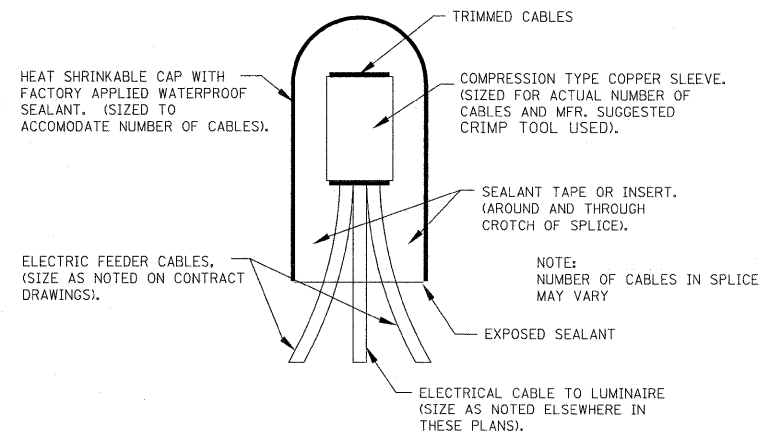
NOTE: ALTERNATE CONNECTION OF GFI RECEPTACLE BETWEEN L1 AND L2 AT EVERY OTHER POLE

POLE BASE WIRING DETAIL  
NO SCALE

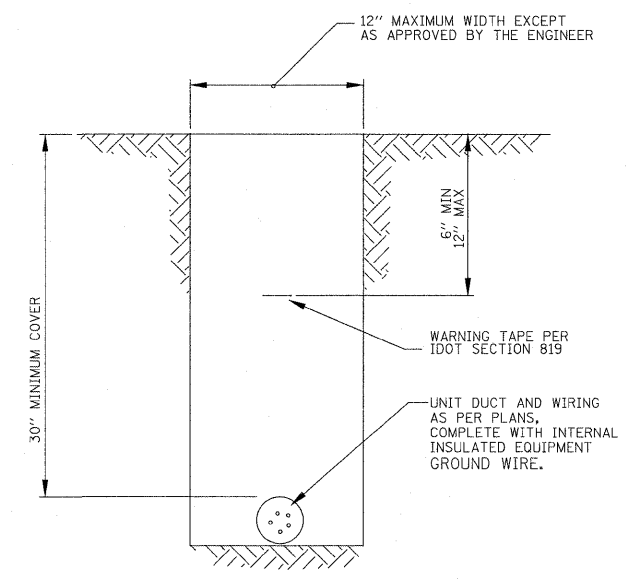


NOTE: SEE COM-ED BOOK OF INFORMATION AND REQUIREMENTS FOR THE SUPPLY OF ELECTRICAL SERVICE, ILL.C.C. NO.9, MARCH 15, 1989, PAGE NO. 104.

COM-ED OVERHEAD CONNECTION  
NO SCALE



SPlicing ELECTRICAL Cables  
BASIC MATERIALS AND METHODS  
NO SCALE



TYPICAL WIRING IN TRENCH DETAIL  
NO SCALE

SUMMARY OF QUANTITIES  
(CONSTRUCTION TYPE CODE Y030-1E)

DESCRIPTION	UNIT	ABBREVIATION	QUANTITY	CODE #
ELECTRICAL SERVICE INSTALLATION	EACH	ELECT SERV INSTALL	2	80400100
ELECTRIC UTILITY SERVICE CONNECTION	LSUM	ELECT UTIL SERV CONN	1	80400200
CONDUIT IN TRENCH, 2" DIA. GALVANIZED STEEL	FOOT	CON T 2 GALVS	1247	81000600
CONDUIT IN TRENCH, 2 1/2" DIA. GALVANIZED STEEL	FOOT	CON T 2 1/2 GALVS	140	81000700
CONDUIT PUSHED, 2" DIA. GALVANIZED STEEL	FOOT	CON P 2 GALVS	250	81018500
CONDUIT PUSHED, 2-1/2" DIA. GALVANIZED STEEL	FOOT	CON P 2 1/2 GALVS	455	81018600
UNIT DUCT, 600V, 3-1/2" NO. 4, 1/2" NO. 6 GROUND, (EPR-TYPE RHW), 1 1/4" DIA. POLYETHYLENE	FOOT	UD 3*4#6GEPRRH 1 1/4	7414	81603210
ELECTRIC CABLE IN CONDUIT, 600V (XLP-TYPE USE) 3-1/2" NO. 1/0	FOOT	EC C XLP USE 3-1/2 1/0	400	81702440
TRENCH AND BACKFILL FOR ELECTRICAL WORK	FOOT	TR & BKFIL F ELECT WK	8801	81900200
LUMINAIRE, SODIUM VAPOR, HORIZONTAL MOUNT, 250 WATT (INSTALL ONLY)	EACH	LUM SV HOR MT 250W	54	*****
LUMINAIRE, SODIUM VAPOR, VERTICAL MOUNT, 50 WATT (INSTALL ONLY)	EACH	LUM SV VM 50W	108	*****
LIGHTING CONTROLLER, SPECIAL (INSTALL ONLY)	EACH	LIGHT CONTROLLER SPL	2	*****
LIGHT POLE, ALUMINUM, 35 FT. M.H., 8 FT. DAVIT ARM (INSTALL ONLY)	EACH	LT P A 35MH 8DA	54	*****
LIGHT POLE FOUNDATION, METAL, 15" BOLT CIRCLE, 8" X 8" (INSTALL ONLY)	EACH	LPPM 15 BC 8" X 8"	54	*****
REMOVAL OF EXISTING LIGHTING UNIT, SALVAGE	EACH	REM EX LT UNIT SALV	2	84200500
LIGHTING FOUNDATION REMOVAL	EACH	LIGHTING FDN REMOV	2	84200700

FILE NAME = I:\PFI\04\061256-RT95-Maxp-V4-Design NORTH Section\dgn\Plan\1.ed.I.Rt.59.88.k Water\Plan-No-th\663203-071681-lighting-det-3.dgn

USER NAME = 560kar	DESIGNED - SMV	REVISED - 03-10-09
PLOT SCALE = 4,0000' / IN.	DRAWN - KAR	REVISED -
PLOT DATE = 3/5/2009	CHECKED - SMV	REVISED -
	DATE - 06-13-08	REVISED -

STATE OF ILLINOIS  
DEPARTMENT OF TRANSPORTATION

LIGHTING DETAILS

SCALE:	SHEET NO. 6 OF 9 SHEETS	STA.	TO STA.
--------	-------------------------	------	---------

F.A. RTE.	SECTION	COUNTY	TOTAL SHEETS	SHEET NO.
338	113 N-2	WILL	260	172
FED. ROAD DIST. NO. ILLINOIS			CONTRACT NO. 60E73	
FAP 338 (IL RTE. 59)				