


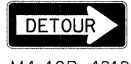
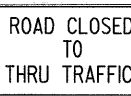
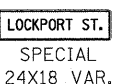




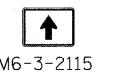
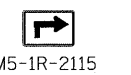

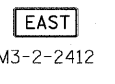






SIGN LEGEND

- ① 
W20-2(0)-48
- ② 
W20-3(0)-48
- ③ 
R11-2-4830
- ④ 
M4-10R-4818
- ⑤ 
R11-4-6030
- ⑥ 
M4-8-2412
- ⑦ 
M4-8-2412
- ⑧ 
M4-9R-3024
- ⑨ 
M4-9L-3024
- ⑩ 
M4-8A-2418
- ⑪ 
M6-3-2115
- ⑫ 
M5-1R-2115
- ⑬ 
M5-1L-2115
- ⑭ 
M3-2-2412
- ⑮ 
M3-4-2412

LEGEND

-  DETOUR ROUTE FOR EASTBOUND LOCKPORT STREET TRAFFIC
-  DETOUR ROUTE FOR WESTBOUND LOCKPORT STREET TRAFFIC
-  CHANGABLE MESSAGE SIGN

NOTES:

1. SIGNS ARE TO BE ASSEMBLED AND MOUNTED IN THE ORDER SPECIFIED, TOP TO BOTTOM.
2. SEE DETOUR PLAN GENERAL NOTES 15 & 16.
3. SEE DETOUR PLAN GENERAL NOTES 15 & 17.