

# DISTRICT STANDARDS

CONTRACT NO. 64647				
F.A.P. RTE.	SECTION	COUNTY	TOTAL SHEETS	SHEET NO.
595	1-3-K	ROCK ISLAND	476	319
STA.		TO STA.		
FED. ROAD DIST. NO. ILLINOIS FED. AID PROJECT				

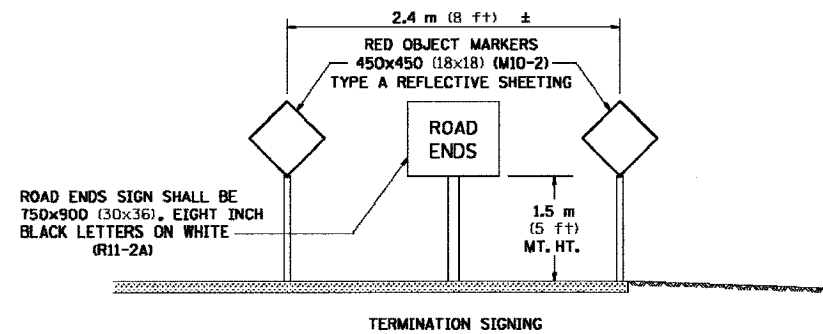
## TERMINATION OF DEAD END ROADS

F.A. SEC.	SECTION	COUNTY	TOTAL SHEETS	SHEET NO.
STA.	TO STA.			
FED. ROAD DIST. NO.	ILLINOIS	FED. AID PROJECT		

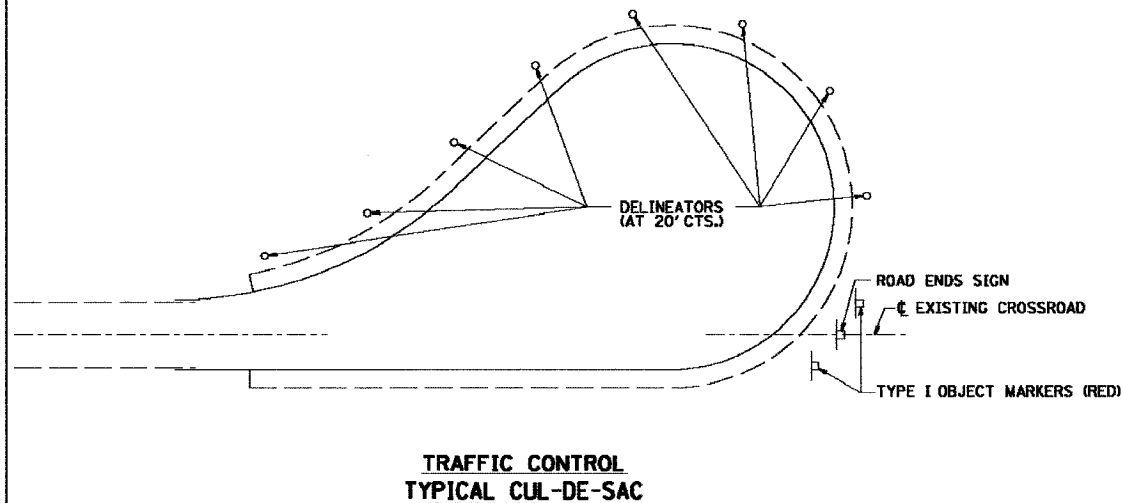
**NOTES:** A "DEAD END" (W14-1) SIGN SHALL BE ERECTED SLIGHTLY BEYOND THE LAST ROAD INTERSECTING THE ROAD WITH NO OUTLET. IF THIS INTERSECTION IS MORE THAN 457 m (1500 FT.) FROM TERMINATION POINT, OR IF SIGHT DISTANCE TO THE CLOSURE IS LESS THAN 152 m (500 FT.), A ROAD ENDS 152m (500 FT.) (WB-16) SIGN SHALL BE ERECTED 152m (500 FT.) IN ADVANCE OF THE TERMINATION OF THE ROAD. THIS WORK WILL BE PAID FOR AT THE CONTRACT UNIT PRICE PER EACH FOR "TERMINATION OF DEAD END ROADS" WHICH PRICE SHALL INCLUDE ALL LABOR, MATERIALS AND EQUIPMENT NECESSARY TO INSTALL THE SIGNS AND DELINEATORS.

USE 100x150 (4x6) WOOD POSTS INSTALLED IN ACCORDANCE WITH ARTICLE 702.05(a) OF STANDARD SPECIFICATIONS FOR TRAFFIC CONTROL ITEMS. USE APPLICABLE PARTS OF STANDARD 720001 FOR SIGN MOUNTING.

ALL DIMENSIONS ARE IN MILLIMETERS (INCHES) UNLESS OTHERWISE NOTED.



TERMINATION SIGNING

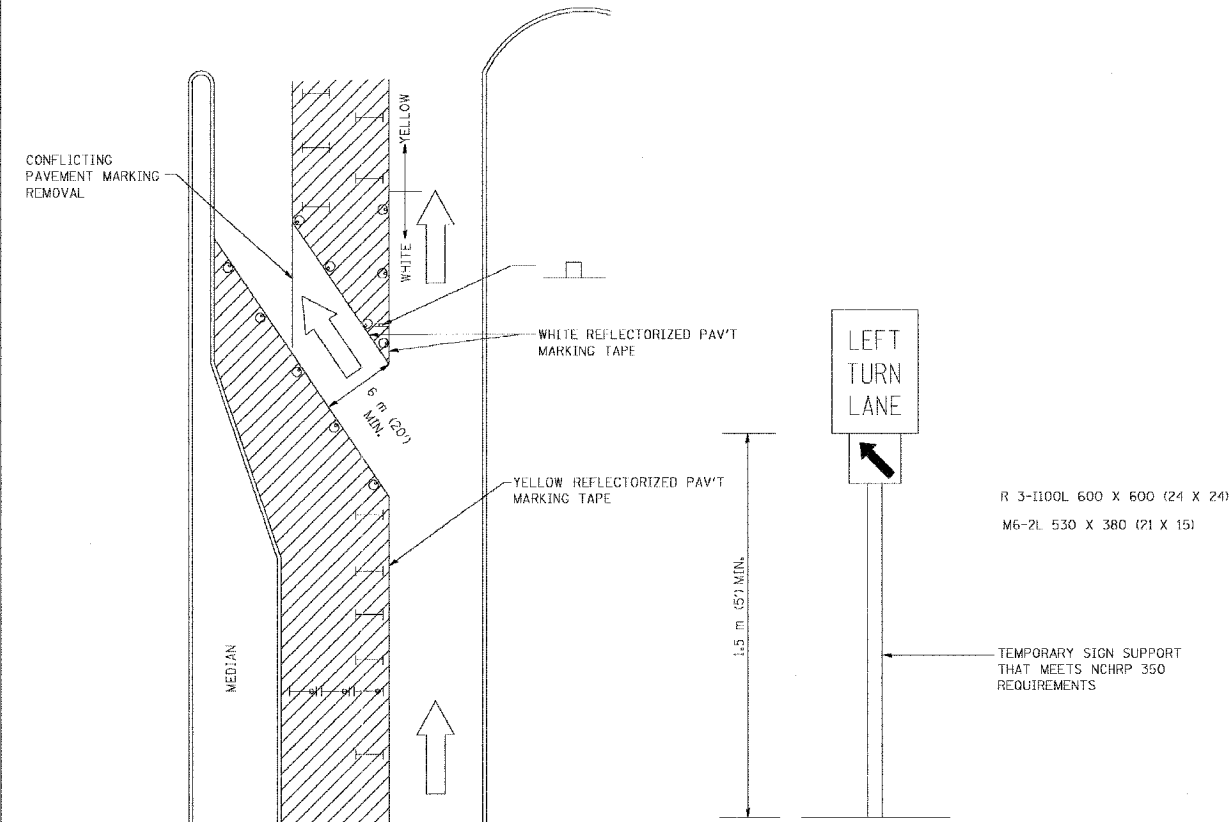


TRAFFIC CONTROL TYPICAL CUL-DE-SAC

REVISED 7-01-04 89.2

## TRAFFIC CONTROL AND PROTECTION AT TURN BAYS (TO REMAIN OPEN TO TRAFFIC)

F.A. SEC.	SECTION	COUNTY	TOTAL SHEETS	SHEET NO.
STA.	TO STA.			
FED. ROAD DIST. NO.	ILLINOIS	FED. AID PROJECT		



### LEGEND

- WORK AREA
- LANE OPEN TO TRAFFIC
- TYPE I OR II BARRICADE OR DRUM WITH FLASHING BURNING LIGHT
- DRUM OR BARRICADE WITH STEADY BURN LIGHT
- SIGN (SEE DETAIL)
- TYPE I OR II CHECK BARRICADE WITH STEADY LIGHT BURN

### GENERAL NOTES

CONES MAY BE SUBSTITUTED FOR BARRICADES OR DRUMS AT HALF THE SPACING DURING DAY OPERATIONS. CONES SHALL BE A MINIMUM OF 710 (28") IN HEIGHT.

STEADY BURNING LIGHTS WILL NOT BE REQUIRED ON BARRICADES OR DRUMS FOR DAY OPERATIONS. ALL LIGHTS WILL BE MONODIRECTIONAL.

REFLECTORIZED TEMPORARY PAVEMENT MARKING TAPE SHALL BE PLACED THROUGHOUT THE BARRICADED AREA OF EACH BAY WHERE THE CLOSURE TIME IS GREATER THAN FOURTEEN DAYS.

THIS APPLICATION ALSO APPLIES WHEN WORK IS BEING PERFORMED IN THE RIGHT LANE(S) AND THE RIGHT TURN BAY IS TO REMAIN OPEN. UNDER THIS CONDITION, "RIGHT TURN LANE" R3-100 600 x 600 (24 X 24) AND M6-2R 530 X 380 (21 X 15) SHALL BE USED.

THESE CONTROLS SHALL SUPPLEMENT MAINLINE TRAFFIC CONTROL FOR LANE CLOSURES.

LONGITUDINAL DIMENSIONS MAY BE ADJUSTED TO FIT FIELD CONDITIONS.

TRAFFIC CONTROL AND PROTECTION AT TURN BAYS (TO REMAIN OPEN TO TRAFFIC) SHALL BE INCLUDED IN THE COST SPECIFIED TRAFFIC CONTROL STANDARDS OR ITEMS.

ALL DIMENSIONS ARE IN MILLIMETERS (INCHES) UNLESS OTHERWISE SHOWN.

94.2