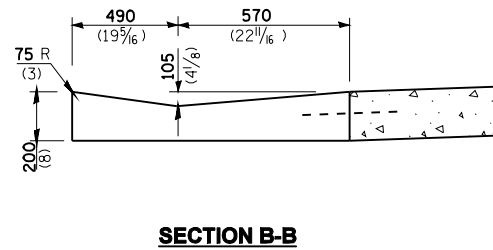
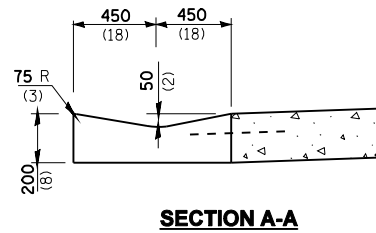
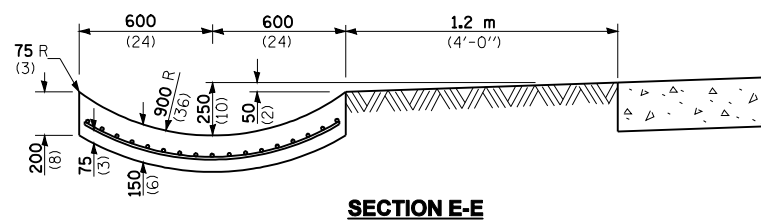
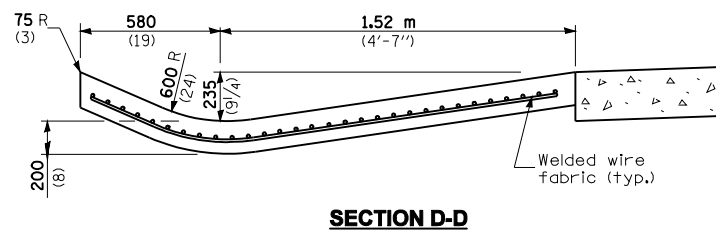
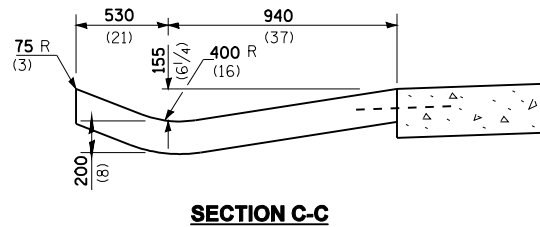


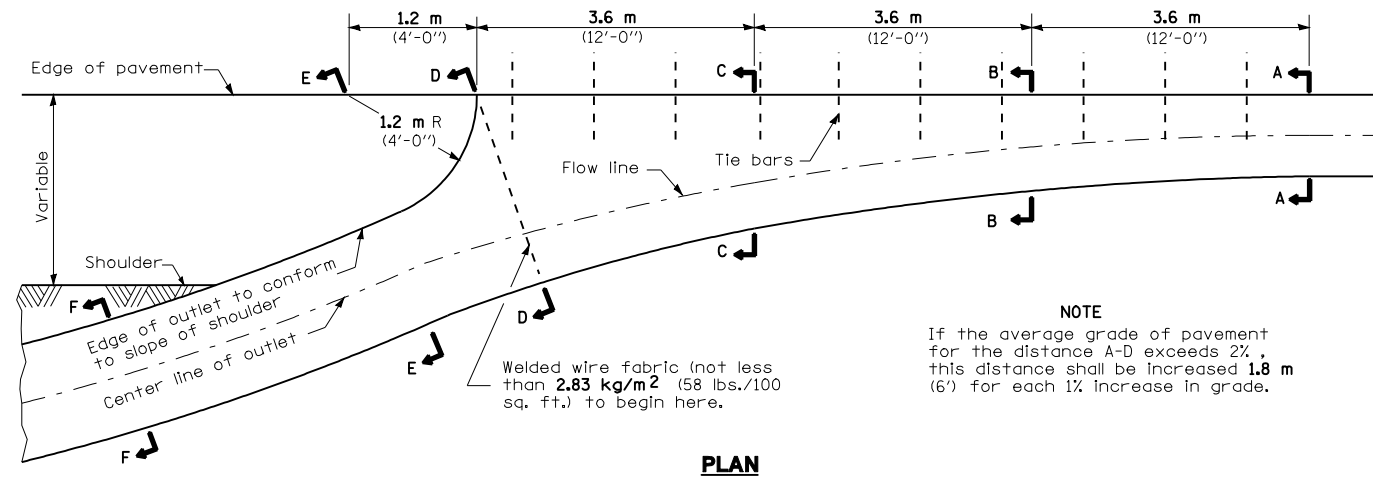
F.A.P. RTE.	SECTION	COUNTY	TOTAL SHEETS	SHEET NO.
753	*	MORGAN	137	66
STA.		TO STA.		
FED. ROAD DIST. NO.		ILLINOIS	FED. AID PROJECT	
* 128RS-3, 139RS-3				



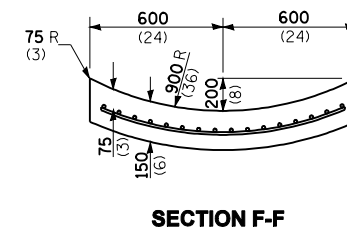
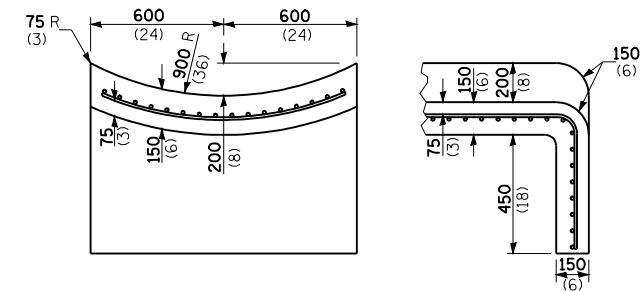
**QUANTITY**  
 Section A-A to E-E and curtain wall  
 3.60 m<sup>3</sup> (4.71 cu. yd.) concrete.  
 Section F-F = 0.2 m<sup>3</sup>/m  
 (0.079 cu. yd./ft.)



**OUTLET**



**NOTE**  
 If the average grade of pavement for the distance A-D exceeds 2%, this distance shall be increased 1.8 m (6') for each 1% increase in grade.



All dimensions are in millimeters (Inches) unless otherwise shown.

REVISIONS	
NAME	DATE
JCN	2/19/03

**SHEET 2 OF 2**  
 ILLINOIS DEPARTMENT OF TRANSPORTATION  
**DISTRICT SIX DETAILS FOR  
 GUTTER, TYPE A (MODIFIED)  
 (INLET, OUTLET & ENTRANCE)**

DATE: NOVEMBER 2, 2007  
 DRAWN BY CAD  
 CHECKED BY JCN