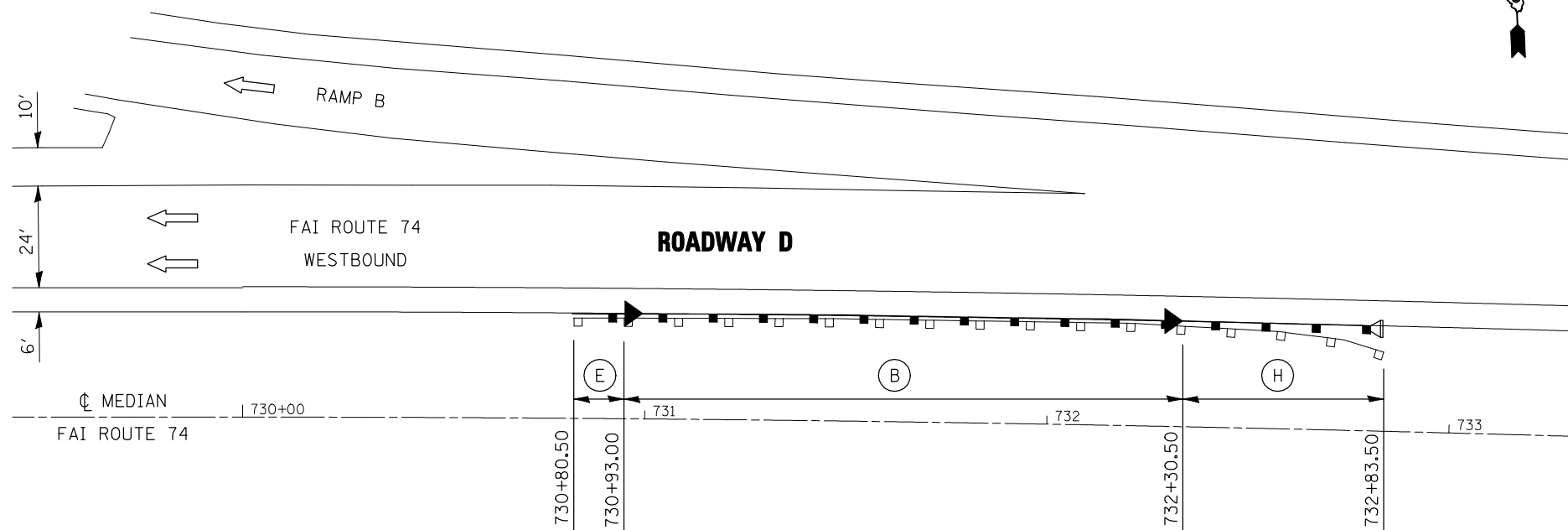



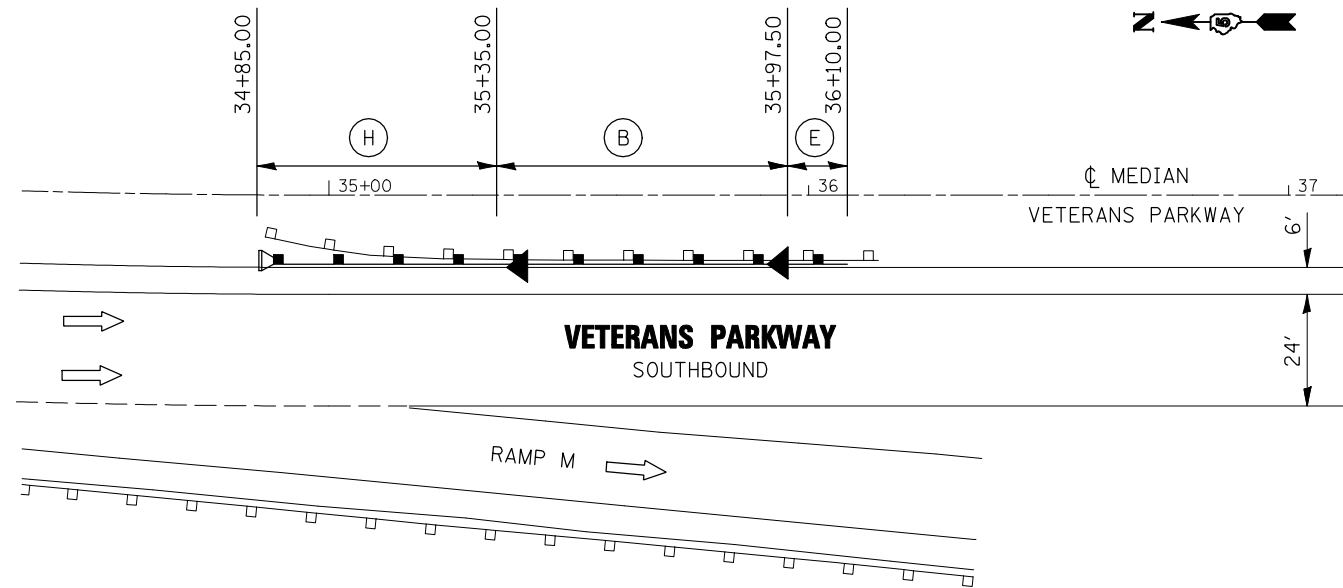
DETAIL FOR GUARDRAIL LOCATIONS

NOT TO SCALE

78200410 GUARDRAIL MARKERS = 2.0 EACH



- (B) STEEL PLATE BEAM GUARDRAIL, TYPE A
- (D) TRAFFIC BARRIER TERMINAL, TYPE 6
- (E) TRAFFIC BARRIER TERMINAL, TYPE 2
- (H) TRAFFIC BARRIER TERMINAL, TYPE 1 (SPECIAL) TANGENT



- * GUARDRAIL MARKERS
- ◁ MONODIRECTIONAL SILVER
- ◀ MONODIRECTIONAL AMBER

* SEE STD(S): 635006-02
635011-01

DETAIL NOTES

Drawings are not to scale.

Engineer shall verify all existing guardrail quantities in the field prior to beginning work.

All guardrail work shown in the details shall conform to various specifications, details, standards and specifications.

Shoulder Widening for Type 1 (Special) Terminals shall be constructed prior to construction of new guardrail. See Standard 630301-04 for Details.

Shoulder Widening shall be seeded with Class 2A and Class 7 Seed after completion.

No rock, stones, millings, or broken concrete shall be permitted within a vertical distance of 12" from the surface of the finished grade of the shoulder widening.

78200410 GUARDRAIL MARKERS = 2.0 EACH

SHEET 5 OF 12

FILE NAME =	USER NAME = shererjm	DESIGNED - JMS	REVISED - ---
ct:\pw\work\PWIDOT\SHERRERJM\dms83233\78200410guardrail.dgn		DRAWN - JRP	REVISED - ---
		CHECKED - JMS	REVISED - ---
		DATE - 11-07-08	REVISED - ---

**STATE OF ILLINOIS
DEPARTMENT OF TRANSPORTATION**

DETAIL FOR GUARDRAIL LOCATIONS

SCALE: NONE SHEET NO. 5 OF 12 SHEETS STA. _____ TO STA. _____

F.A.I. RTE.	SECTION	COUNTY	TOTAL SHEETS	SHEET NO.
74	57-20(1) & (57-4,5,6)RS-3	MCLEAN	160	125
FED. ROAD DIST. NO. _ ILLINOIS FED. AID PROJECT			CONTRACT NO. 70505	