CONTRACT NO. 70129

F.A.P. RTE.	SECTION	COUNTY	TOTAL SHEETS	SHEET NO.
741	*	PIATT	48	37

* 8RS-4&(9,10)RS-3

SECTION A-A
EXISTING HMA OR PCC SIDEROAD (>400 ADT)

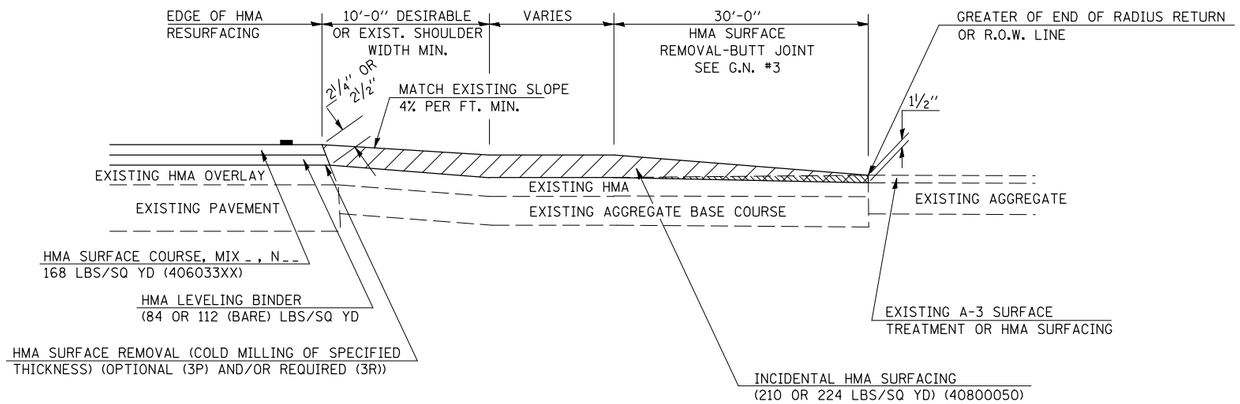

RURAL SIDEROAD DESIGN STANDARDS (PPM 40-06)									
	New Construction & 3R (Existing Width Less Than 20 ft)			3R (Existing Width 20 ft or Greater) & 3P			SMART & Contract Maintenance		
DESIGN ELEMENT	min.	des.	max.	min.	des.	max.	min.	des.	max.
SURFACE WIDTH (FT); (measured at end of radius or row line; greatest distance from edge of traveled way)	24	24	Coordinate with Geometrics Engineer	resurface existing configuration to completion of radius return or row line; greatest distance from edge of traveled way; major sideroads (> 400 adt) shall have "butt joints" constructed whether the entrance is hma or pcc; minor sideroads (< 400 adt) shall have "featheredge rundown" as shown in district cadd detail 406AAAAA			resurface existing configuration with the completion of a 10 ft. featheredge rundown for ALL sideroads as shown in district cadd detail 406AAAAA		
RADIUS (FT)	30	30							
SHOULDER WIDTH (FT)	4	8	10						
SHOULDER SLOPE (%)	2	4	12						
ENTRANCE GRADE (%)	1	1 to 4	4						
BREAKOVER (%)	0	5	10						
SIDE SLOPE	10:1	6:1	4:1						
INTERSECTION ANGLE	60	75 to 90							
SURFACE TYPE									
INCIDENTAL HMA SURFACING (INCH)	4			taper from 2 1/4" to 1 1/2" or featheredge			taper from 1 1/2" to featheredge		
AGGREGATE BASE COURSE, TYPE A (INCH)	8	4		if applicable use item: 35800100 Preparation of Base					
PCC PAVEMENT (INCH)		8							

SECTION A-A
EXISTING AGGREGATE OR SEAL COAT SIDEROAD (<400 ADT)

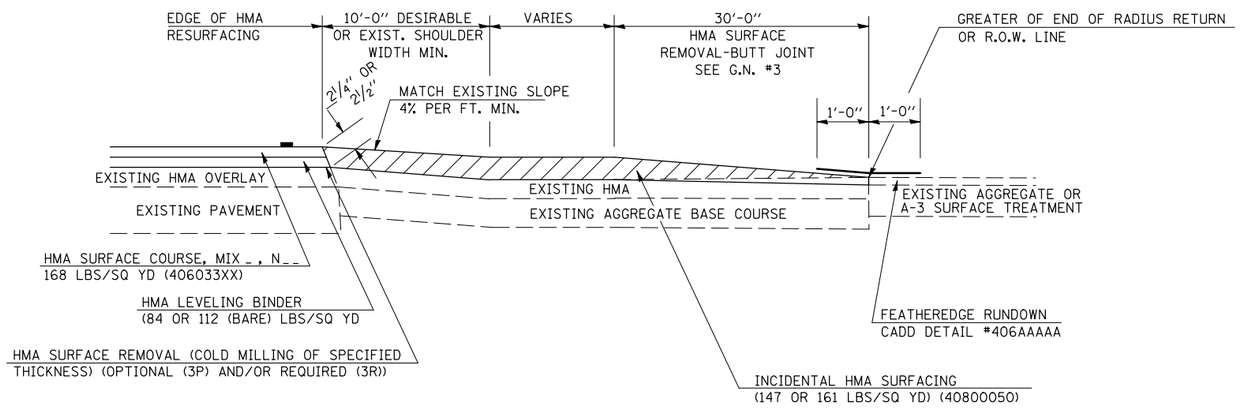

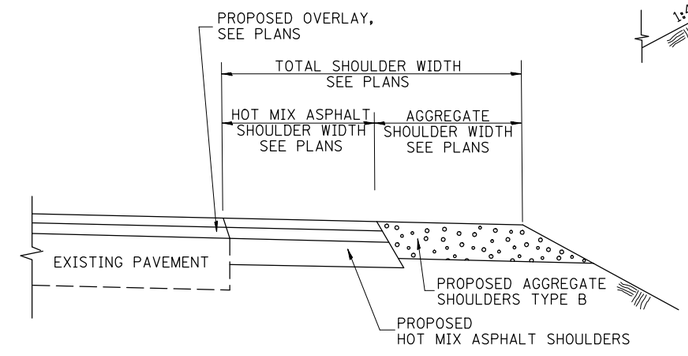

SECTION B-B
MAINLINE SHOULDER TREATMENT

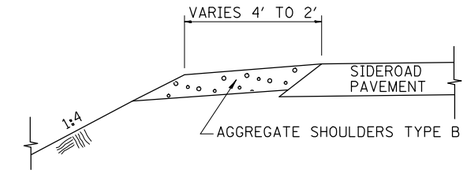

SECTION C-C
SIDEROAD SHOULDER TREATMENT

Note: All dimensions are in INCHES (millimeters) unless otherwise shown.

DATE	REVISIONS	NAME
12-13-06	NEW DETAIL	T.J.B.

ILLINOIS DEPARTMENT OF TRANSPORTATION

SIDEROADS & SIDESTREETS (RURAL)

DISTRICT 5 DETAIL NO. 408000AA

PLOT DATE = 1/22/2009
FILE NAME = c:\pw_work\PWIDOT\CEARLDCKJD\d0101437\70129details.dgn
PLOT SCALE = 42.3333 ' / IN.
USER NAME = cearldckjd