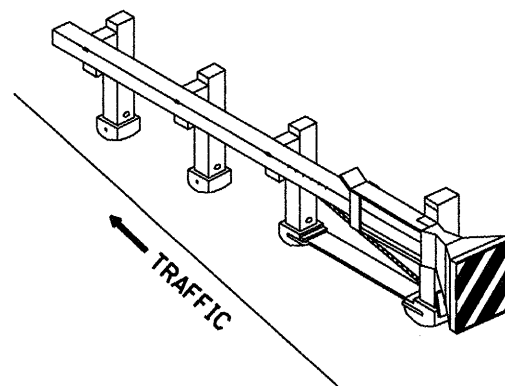
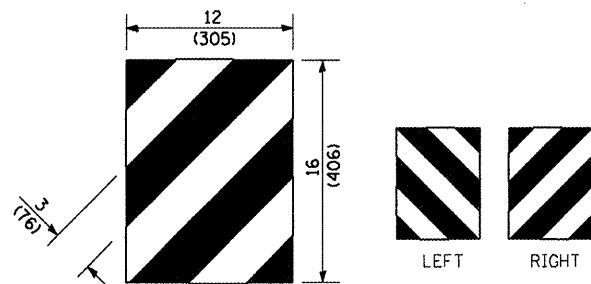


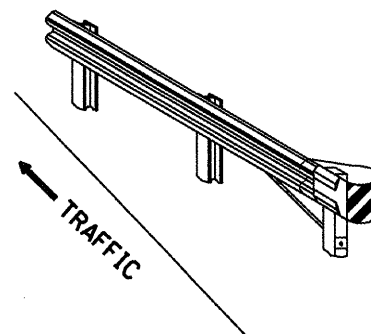
For Traffic Barrier Terminal Type 1 (Special)



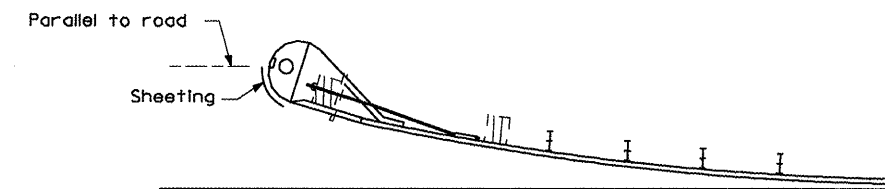
**Standard Treatment - Direct Applied Sheeting
Traffic Barrier Terminal Type 1 (Special)**



**For Traffic Barrier Terminal Type (*)
and Post Mount
• See Plans for Type**



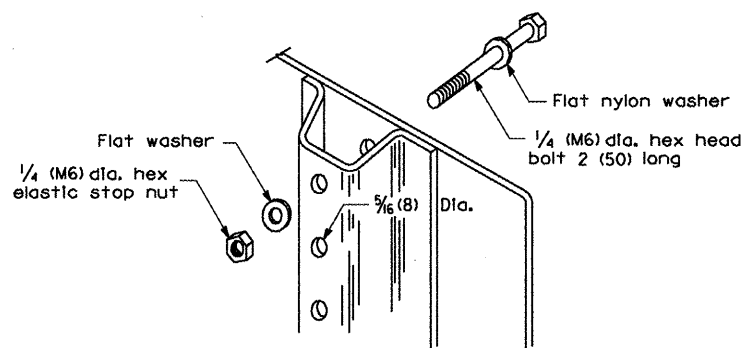
**Standard Treatment - Direct Applied Sheeting
Traffic Barrier Terminal Type (*)
• See Plans for Type**



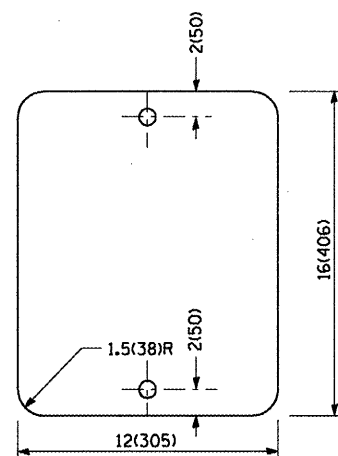
**Sheeting Position for
Traffic Barrier Terminal Type (*)
• See Plans for Type**

TERMINAL MARKER DETAILS

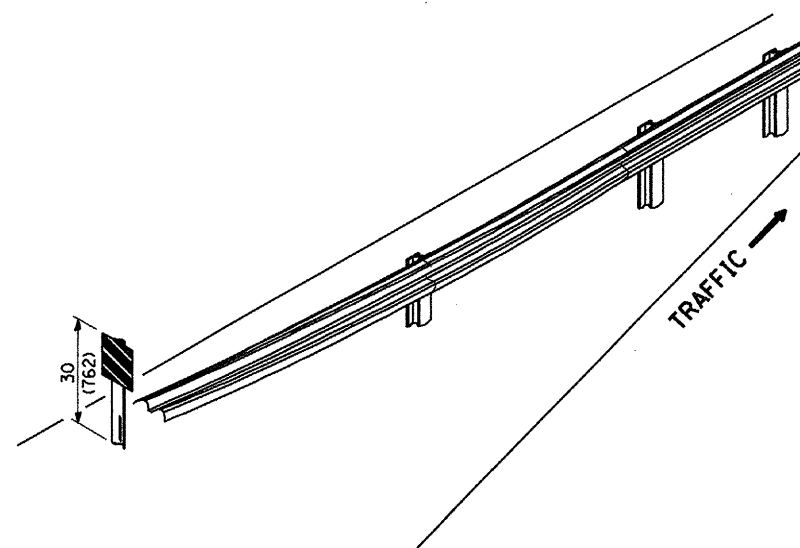
- Color: Black / Yellow reflectorized
- OM - I100 (L or R) Direct applied reflective sheeting
- OM - I200 (L or R) Post mounted



DETAIL OF MOUNTING TERMINAL MARKER TO POST



STANDARD TERMINAL MARKER



**ALTERNATE TREATMENT - POST MOUNTED
(For turned-down terminal where sheeting
cannot be direct applied)**

TERMINAL MARKER TREATMENTS

GENERAL NOTES

All dimensions are in inches (millimeters) unless otherwise noted.

POST MOUNTED TERMINAL MARKER ASSEMBLY

				STATE OF ILLINOIS DEPARTMENT OF TRANSPORTATION		GUARDRAIL AND BARRIER WALL DELINEATION		SHT. 2 OF 3 CADD STD. 635101-D4		CONTRACT NO.	
F.A. RTE.	SECTION	COUNTY	TOTAL SHEETS	SHEET NO.							
			60	59							
FED. ROAD DIST. NO.		ILLINOIS FED. AID PROJECT									

NOT TO SCALE