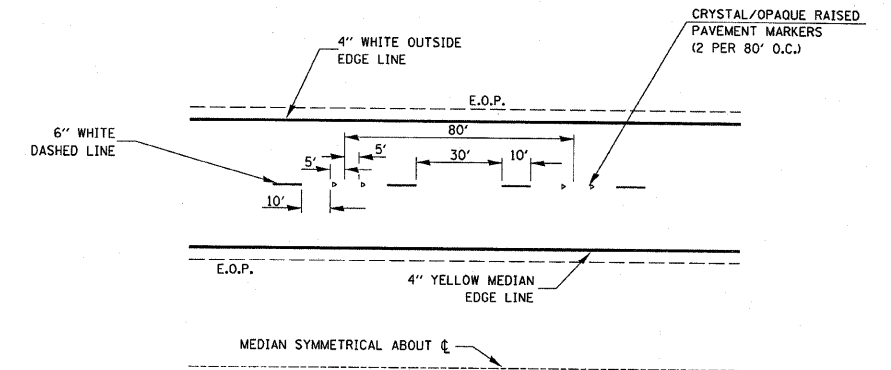
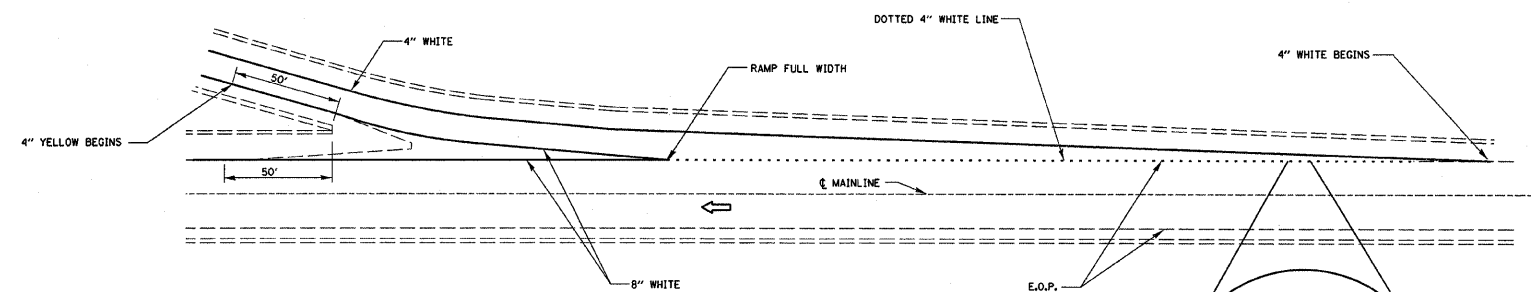


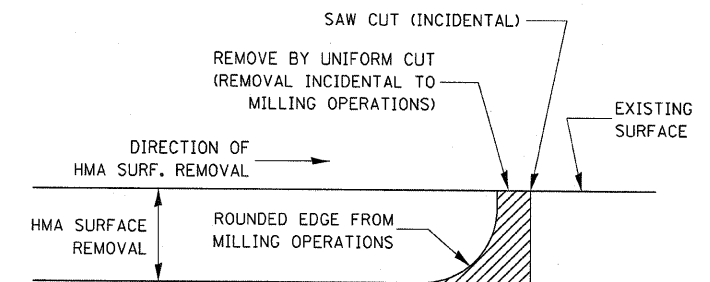
**TYPICAL PAVEMENT MARKING FOR ENTRANCE RAMP TERMINALS**



**TYPICAL PAVEMENT MARKINGS**



**TYPICAL PAVEMENT MARKINGS FOR EXIT RAMP TERMINALS**



NOTE:  
WHEN MILLING OPERATIONS PRODUCE A ROUNDED EDGE, THEN A SAW CUT SHALL BE USED TO MANUFACTURE A PERPENDICULAR EDGE AS SHOWN IN THE DETAIL. THE ENGINEER SHALL BE THE SOLE JUDGE CONCERNING THE USE OF THIS DETAIL

**HMA DETAIL AT BUTT JOINTS**

FILE NAME =	USER NAME = brabogpo	DESIGNED -	REVISED -	<b>STATE OF ILLINOIS DEPARTMENT OF TRANSPORTATION</b>	<b>DETAILS</b>	F.A.I. RTE.	SECTION	COUNTY	TOTAL SHEETS	SHEET NO.	
ct:\pw\work\p\widet\brabogpo\d0118450\d366	927-shit-cover.dgn	DRAWN -	REVISED -			80	(50-2,3,4,5,6)	LASALLE	6	6	
	PLOT SCALE = 48,2326' / IN.	CHECKED -	REVISED -			CONTRACT NO. 66927					
	PLOT DATE = Jan 26, 2009 - 04:25:00 PM	DATE -	REVISED -			FED. ROAD DIST. NO. ILLINOIS FED. AID PROJECT					