

GENERAL NOTES  
(Revised April 2, 2008)

THE THICKNESS OF HMA SHOWN ON THE PLANS IS THE NOMINAL THICKNESS. DEVIATIONS FROM THE NOMINAL THICKNESS WILL BE PERMITTED WHEN SUCH DEVIATIONS OCCUR DUE TO IRREGULARITIES IN THE EXISTING SURFACE OR BASE ON WHICH THE HMA IS PLACED.

EXCEPT AS NOTED ON THE PLANS, PAVEMENT GRADES SHOWN ARE AT THE TOP OF PAVEMENT SURFACES.

THE ENGINEER WILL BE THE SOLE JUDGE CONCERNING CURING TIME FOR THE VARIOUS HMA LIFTS.

FOR STABILIZATION, ALL TYPE III BARRICADES SHALL REQUIRE A MINIMUM OF FOUR SAND BAGS PER BARRICADE.

SHORT TERM PAVEMENT MARKING SHALL BE USED TO OUTLINE EXIT AND ENTRANCE RAMP FOR THE PRIME COAT APPLICATION AND EACH RESURFACING LIFT.

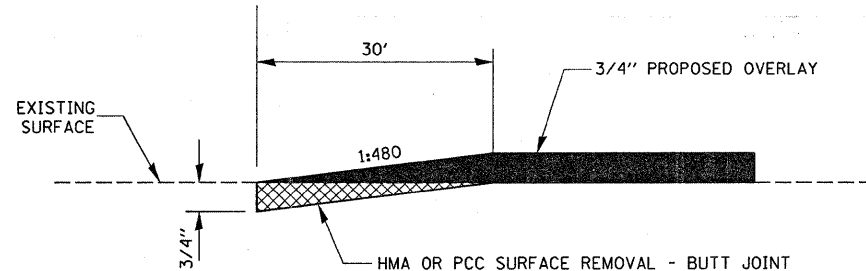
ON EXISTING PAVEMENT WHICH MAY BE SUPERELEVATED, THE NEW HMA PAVEMENT SHALL BE BUILT WITH THE SAME SUPERELEVATION UNLESS NEW SUPERELEVATION RATES ARE GIVEN ON THE PLANS.

ANY REFERENCE TO A STANDARD IN THESE PLANS SHALL BE INTERPRETED TO MEAN THE EDITION AS INDICATED BY THE SUBNUMBER SHOWN IN THE LIST OF STANDARDS OR THE COPY INCLUDED IN THESE PLANS.

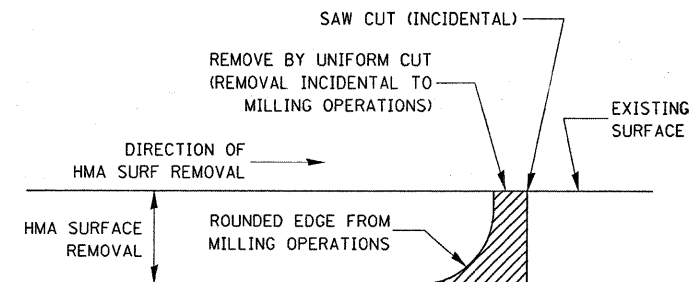
THE FOLLOWING RATES OF APPLICATION HAVE BEEN USED IN CALCULATING PLAN QUANTITIES:

GRANULAR MATERIALS	2.05	TONS / CU YD
RAPID SETTING POLYMER MODIFIED EMULSION	0.19	GAL / SQ YD
AGGREGATE PRIME COAT	0.002	TONS / SQ YD
HMA RESURFACING	112	LBS / SQ YD / IN
SHORT TERM PAVEMENT MARKING	10	FT /100 FT OF APPLICATION
MIX FOR CRACKS, JTS & FLGWYS	0.00015	TONS / SQ YD

THE CONTRACTOR SHALL CONTACT JULIE AT LEAST 48 HOURS PRIOR TO EXCAVATION TO DETERMINE WHICH UTILITIES ARE IN THE AREA.

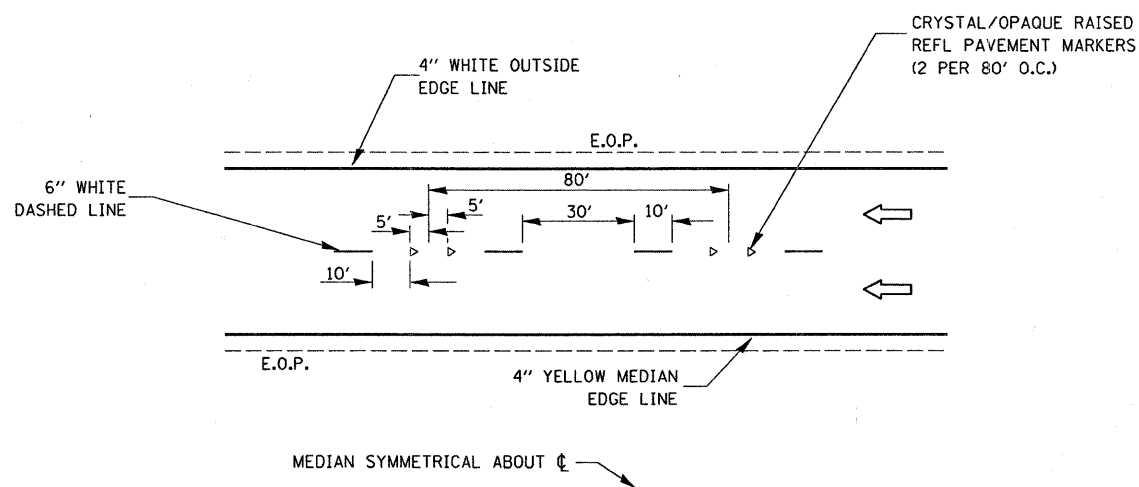


**BUTT JOINT TAPER DETAIL**



NOTE:  
WHEN MILLING OPERATIONS PRODUCE A ROUNDED EDGE, THEN A SAW CUT SHALL BE USED TO MANUFACTURE A PERPENDICULAR EDGE AS SHOWN IN THE DETAIL. THE ENGINEER SHALL BE THE SOLE JUDGE CONCERNING THE USE OF THIS DETAIL

**HMA DETAIL AT BUTT JOINTS**



**TYPICAL PAVEMENT MARKINGS**

STATE OF ILLINOIS  
DEPARTMENT OF TRANSPORTATION  
DISTRICT THREE

PREPARED BY: *[Signature]*  
DISTRICT STUDIES & PLANS ENGINEER

DATE: 2-3-09

EXAMINED BY: *[Signature]*  
DISTRICT CONSTRUCTION ENGINEER

*[Signature]*  
DISTRICT MATERIALS ENGINEER

*[Signature]*  
DISTRICT OPERATIONS ENGINEER

FILE NAME =	USER NAME = verdineml	DESIGNED -	REVISED -	<b>STATE OF ILLINOIS DEPARTMENT OF TRANSPORTATION</b>	<b>GENERAL NOTES AND DETAILS</b>	F.A.I. RTE.	SECTION	COUNTY	TOTAL SHEETS	SHEET NO.	
ct:\pw\work\VP\WIDOT\VERDINEML\d0106568\036906-sht-coover.dgn		DRAWN -	REVISED -			80	(32-2)RS-4	GRUNDY	8	2	
		CHECKED -	REVISED -			SCALE: SHEET NO. OF SHEETS STA. TO STA.		CONTRACT NO. 66906			
		DATE -	REVISED -			FED. ROAD DIST. NO. ILLINOIS FED. AID PROJECT					