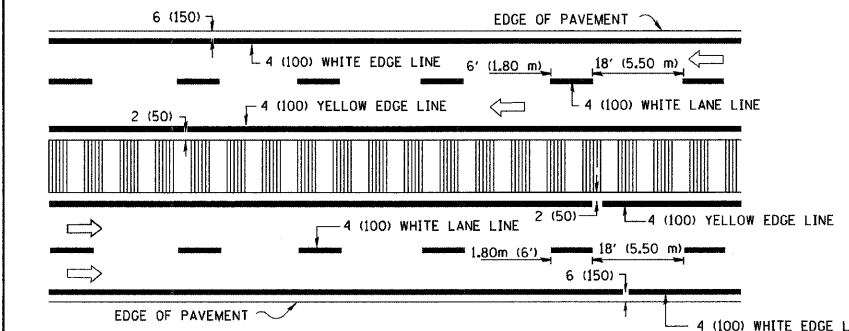
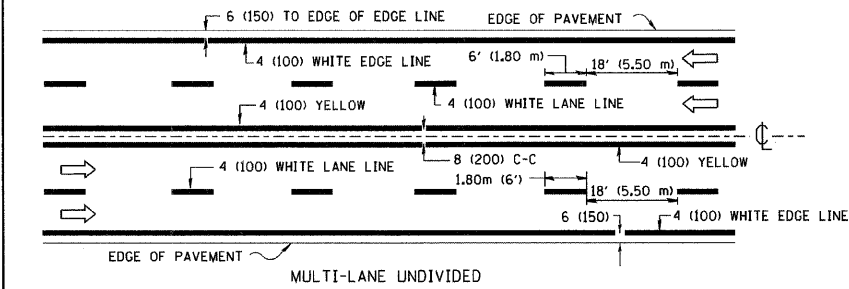
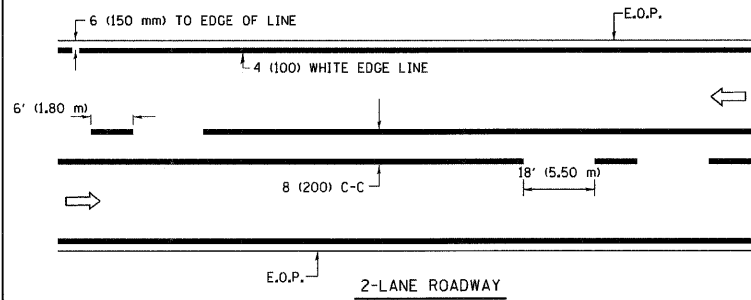
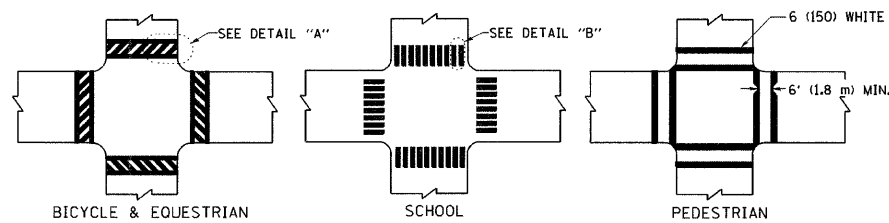


| F.A. RTE. | SECTION | COUNTY | TOTAL SHEETS | SHEET NO. |
|---------------------|---------|---------------------------|--------------|-----------|
| | | | 101 | 100 |
| STA. | | TO STA. | | |
| FED. ROAD DIST. NO. | | ILLINOIS FED. AID PROJECT | | |

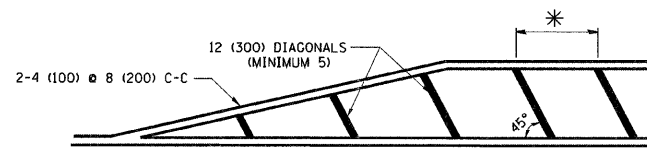


NOTE: MEDIANS WITH BARRIER CURB DO NOT REQUIRE AN EDGE LINE

TYPICAL LANE AND EDGE LINE MARKING



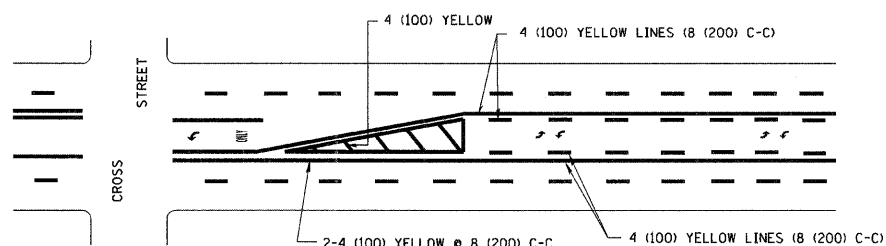
TYPICAL CROSSWALK MARKING



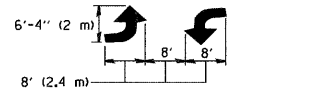
* FOR MEDIAN LENGTHS WHERE DIAGONAL SPACING CANNOT BE ATTAINED, USE 5 (FIVE) EQUALLY SPACED DIAGONAL LINES.

* DIAGONAL LINE SPACING: 20' (6.1 m) C-C

PAINTED MEDIANS

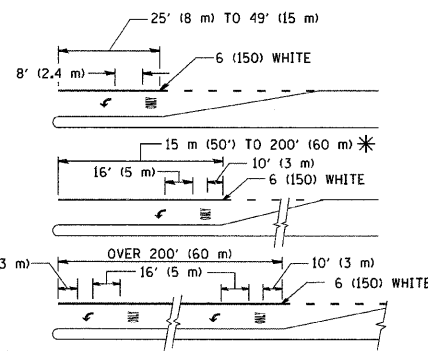
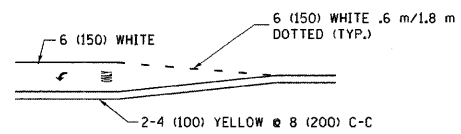


A MINIMUM OF TWO PAIRS OF TURN ARROWS SHALL BE USED, WHITE IN COLOR. ADDITIONAL PAIRS SHALL BE PLACED AT 200' (60 m) TO 300' (90 m) INTERVALS.



MEDIAN WITH TWO-WAY LEFT TURN LANE

TYPICAL PAINTED MEDIAN MARKING

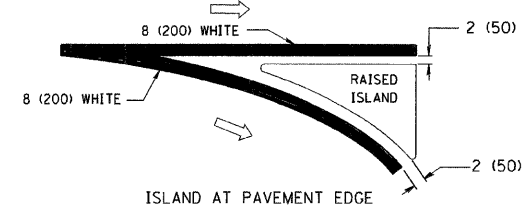
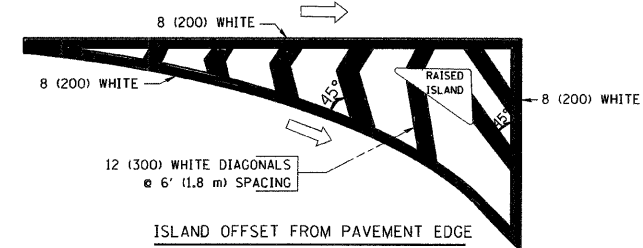


FULL SIZE LETTERS 8' (2.4 m) AND ARROWS SHALL BE USED.
 AREA = 15.8 SQ. FT. (1.47 m²) ONLY AREA = 22.9 SQ. FT. (2.13 m²)

* TURN LANES IN EXCESS OF 400' (120 m) IN LENGTH MAY HAVE AN ADDITIONAL SET OF ARROW - "ONLY" INSTALLED MIDWAY BETWEEN THE OTHER TWO SETS OF ARROW - "ONLY".

TYPICAL LEFT (OR RIGHT) TURN LANE

TYPICAL TURN LANE MARKING



TYPICAL ISLAND MARKING

| TYPE OF MARKING | WIDTH OF LINE | PATTERN | COLOR | SPACING / REMARKS |
|---|--|---------------------------------|---|--|
| CENTERLINE ON 2 LANE PAVEMENT | 4 (100) | SKIP-DASH | YELLOW | 6' (1.80 m) LINE WITH 18' (5.50 m) SPACE |
| CENTERLINE ON MULTI-LANE UNDIVIDED PAVEMENT | 2 @ 4 (100) | SOLID | YELLOW | 8 (200) C-C |
| NO PASSING ZONE LINES FOR ONE DIRECTION FOR BOTH DIRECTIONS | 4 (100) 2 @ 4 (100) | SOLID SOLID | YELLOW YELLOW | 8 (200) C-C |
| LANE LINES | 4 (100) 5 (125) ON FREEWAYS | SKIP-DASH SKIP-DASH | WHITE WHITE | 6' (1.80 m) LINE WITH 18' (5.50 m) SPACE |
| DOTTED LINES (EXTENSIONS OF CENTER, LANE OR TURN LANE MARKINGS) | SAME AS LINE BEING EXTENDED | SKIP-DASH | SAME AS LINE BEING EXTENDED | 2' (600) LINE WITH 6' (1.8) SPACE |
| EDGE LINES | 4 (100) | SOLID | YELLOW-LEFT WHITE-RIGHT | OUTLINE MOUNTABLE MEDIANS IN YELLOW; EDGE LINES ARE NOT USED NEXT TO BARRIER CURB |
| TURN LANE MARKINGS | 6 (150) LINE; FULL SIZE LETTERS & SYMBOLS (8' (2.4 m)) | SOLID | WHITE | SEE TYPICAL TURN LANE MARKING DETAIL |
| TWO WAY LEFT TURN MARKING | 2 @ 4 (100) EACH DIRECTION 8' (2.4 m) LEFT ARROW | SKIP-DASH AND SOLID IN PAIRS | YELLOW WHITE | 6' (1.8 m) LINE WITH 18' (5.50 m) SPACE FOR SKIP-DASH; 8 (200) C-C BETWEEN SOLID LINE AND SKIP-DASH LINE SEE TYPICAL TWO-WAY LEFT TURN MARKING DETAIL |
| CROSSWALK LINES (PEDESTRIAN) A. DIAGONALS (BIKE & EQUESTRIAN) B. LONGITUDINAL BARS (SCHOOL) | 2 @ 6 (150) 12 (300) @ 45° 8 (200) @ 90° | SOLID SOLID SOLID | WHITE WHITE WHITE | NOT LESS THAN 6' (1.8 m) APART 2'-4" (700) APART SEE TYPICAL CROSSWALK MARKING DETAILS. |
| STOP LINES | 24 (600) | SOLID | WHITE | PLACE 4' (1.2 m) IN ADVANCE OF AND PARALLEL TO CROSSWALK. IF PRESENT, OTHERWISE, PLACE AT DESIRED STOPPING POINT, PARALLEL TO CROSSROAD CENTERLINE, WHERE POSSIBLE |
| PAINTED MEDIANS | 2 @ 4 (100) WITH 12 (300) DIAGONALS @ 45° | SOLID | YELLOW: TWO WAY TRAFFIC WHITE: ONE WAY TRAFFIC | 8 (200) C-C FOR THE DOUBLE LINE SEE TYPICAL PAINTED MEDIAN MARKING. |
| GORE MARKING AND CHANNELIZING LINES | 8 (200) WITH 12 (300) DIAGONALS @ 45° | SOLID | WHITE | DIAGONALS: 20' (6.1 m) (LESS THAN 30 MPH (50 km/hr)) |
| RAILROAD CROSSING | 24 (600) TRANSVERSE LINES; "RR" IS 6' (1.8 m) LETTERS; 16 (400) LINE FOR "X" | SOLID | WHITE | SEE STATE STANDARD 780001 AREA OF: "R"=3.6 SQ. FT. (0.33m ²) EACH "X"=54.0 SQ. FT. (5.0 m ²) |

FOR FURTHER DETAILS ON PAVEMENT MARKING REFER TO STREET MARKING STANDARDS, PRINTED BY CITY OF CHICAGO, DEPARTMENT OF TRANSPORTATION, BUREAU OF TRAFFIC.

ALL DIMENSIONS ARE IN INCHES (MILLIMETERS) UNLESS OTHERWISE SHOWN.

| REVISIONS | |
|--------------|----------|
| NAME | DATE |
| T. RAMMACHER | 12/07/00 |
| | |
| | |
| | |
| | |
| | |
| | |
| | |
| | |

ILLINOIS DEPARTMENT OF TRANSPORTATION
 CITY OF CHICAGO
 TYPICAL PAVEMENT MARKINGS

SCALE: NONE

DRAWN BY CADD
 CHECKED BY