F.A.I. RTE.	SECTION	COUNTY	TOTAL SHEETS	SHEET NO.
57	2021.1B-R	COOK	101	063
STA.		TO STA.		
FED. ROAD DIST. NO. 1	ILLINOIS	FED. AID PROJECT		

CONTRACT NO. 62532

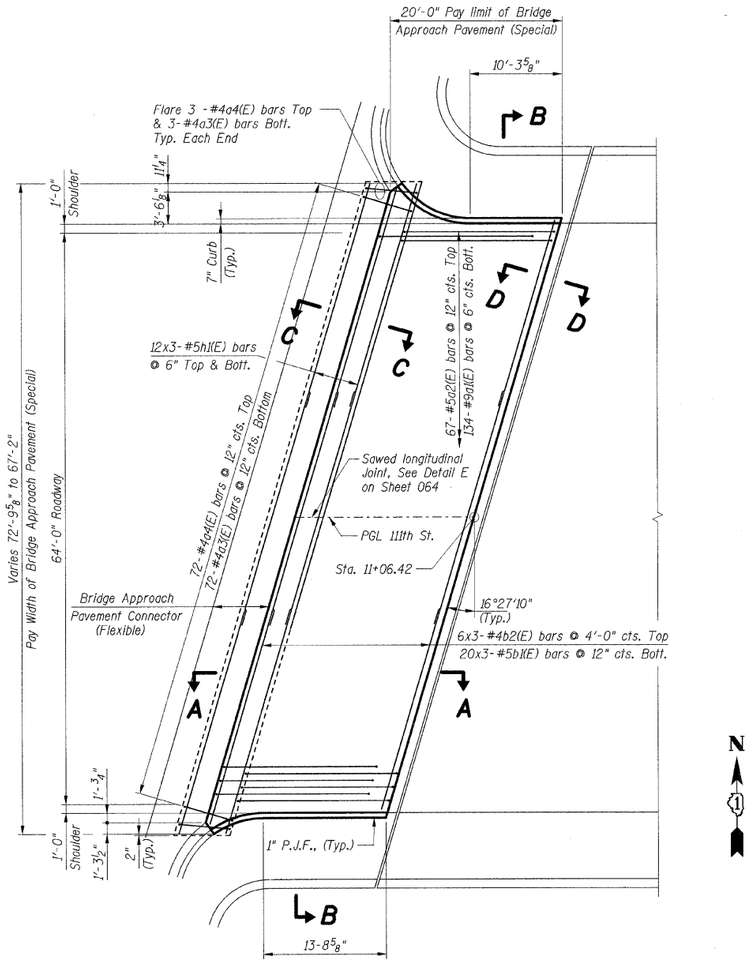

PLAN WEST APPROACH

*Saw PGL or lane edge

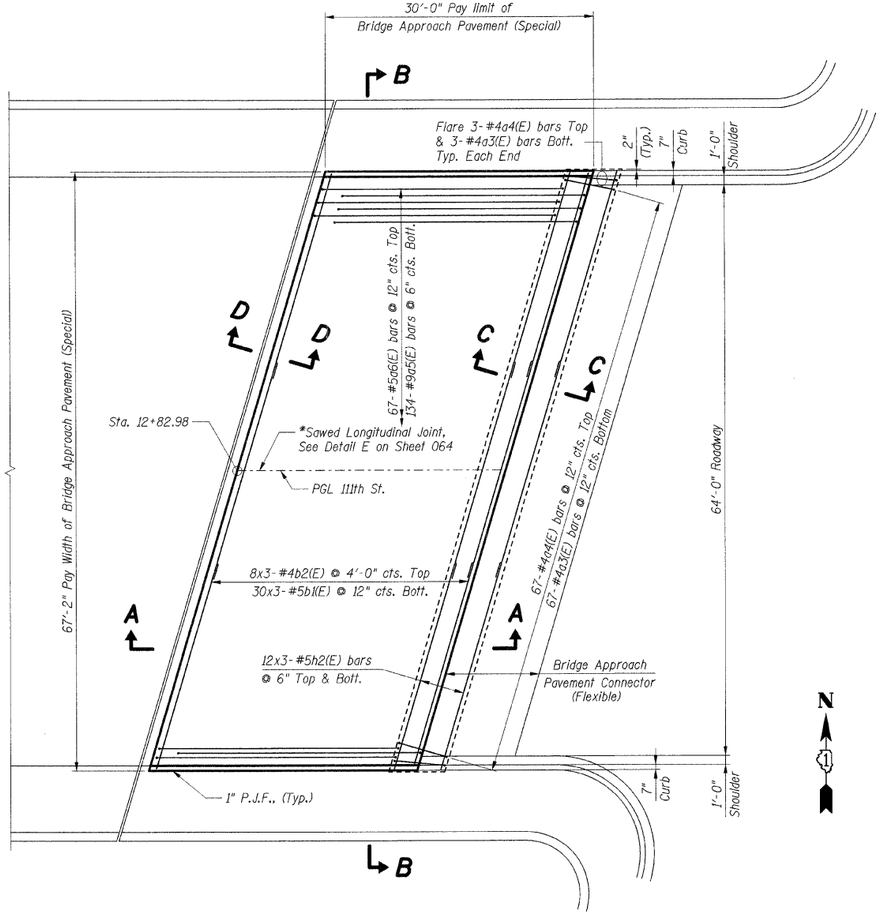

PLAN EAST APPROACH

*Saw PGL or lane edge

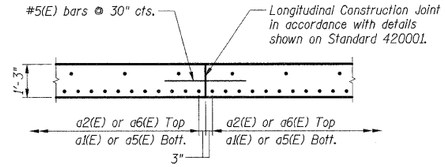

OPTIONAL LONGITUDINAL CONSTRUCTION JOINT

As approved by the Engineer, the Contractor may elect to reduce the widths of pour by use of the Optional Longitudinal Construction Joint shown. Joints shall be located at the edge of a traffic lane.

BILL OF MATERIAL

Item	Unit	Total
Bridge Approach Pavement (Special)	Sq Yd	375
Bridge Deck Grooving	Sq Yd	358
Protective Coat	Sq Yd	382

Notes:

1. Reinforcement bars designated (E) shall be epoxy coated.
2. Bars indicated thus 30x2-#5 etc. indicates 30 lines of bars with 2 lengths per line.
3. For Sections A-A thru D-D see Sheet 064.
4. See Standard 421001 for reinforcement details not shown.
5. See Standard 420001 for details of joints not shown.

LAP LENGTHS	
Bar Size	Min. Lap
#4	1'-4"
#5	1'-8"

REVISIONS	
NAME	DATE

ILLINOIS DEPARTMENT OF TRANSPORTATION
111TH STREET OVER
F.A.I ROUTE 57 (INTERSTATE 57)

BRIDGE APPROACH PAVEMENT, SPECIAL AT SN 016-0989 PLANS

SCALE: DRAWN BY: RDS
DATE: 01/16/09 CHECKED BY: ACL

TENG
TENG & ASSOCIATES, INC.
ENGINEERS/ARCHITECTS/PLANNERS
205 N. MICHIGAN AVE. CHICAGO, IL 60601
TELEPHONE: 312/616-0000