


SIGN DETAIL
1:10



SIGN PANEL DETAIL #11

SIGN NUMBER	name
WIDTH x HGT.	2'-0" x 2'-0"
BORDER WIDTH	0.63"
CORNER RADIUS	1.5"
MOUNTING	Overhead
BACKGROUND	TYPE: Reflective
COLOR:	Orange
LEGEND/BORDER	TYPE: Reflective
COLOR:	Red/Black


SYMBOL	X	Y	WD	HT
AR90R1	10.6	4.5	8.9	8.9

Panel Style: construction_guides.ssi
Dimensions are in inches tenths

Letter locations are panel edge to lower left corner

LETTER POSITIONS (X)						LENGTH	SERIES SIZE
D	E	T	O	U	R		EM
3.4	7.6	11.1	14.9	19.2	23.4	23.2	4

SIGN DETAIL
1:10



SIGN PANEL DETAIL #12

SIGN NUMBER	name
WIDTH x HGT.	2'-0" x 2'-0"
BORDER WIDTH	0.63"
CORNER RADIUS	1.5"
MOUNTING	Ground
BACKGROUND	TYPE: Reflective
COLOR:	Orange
LEGEND/BORDER	TYPE: Reflective
COLOR:	Red/Black


SYMBOL	X	Y	WD	HT
AR90L1	10.5	4.5	8.9	8.9

Panel Style: construction_guides.ssi
Dimensions are in inches tenths

Letter locations are panel edge to lower left corner

LETTER POSITIONS (X)						LENGTH	SERIES SIZE
D	E	T	O	U	R		EM
3.4	7.6	11.1	14.9	19.2	23.4	23.2	4

SIGN DETAIL
1:10



SIGN PANEL DETAIL #13

SIGN NUMBER	name
WIDTH x HGT.	2'-6" x 2'-0"
BORDER WIDTH	0.63"
CORNER RADIUS	1.5"
MOUNTING	Overhead
BACKGROUND	TYPE: Reflective
COLOR:	Orange
LEGEND/BORDER	TYPE: Reflective
COLOR:	Red/Black

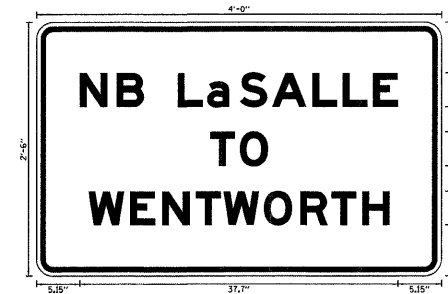
SYMBOL	X	Y	WD	HT
AR1UP	13	6	4	6

Panel Style: construction_guides.ssi
Dimensions are in inches tenths

Letter locations are panel edge to lower left corner

LETTER POSITIONS (X)						LENGTH	SERIES SIZE
D	E	T	O	U	R		EM
3.4	7.6	11.1	14.9	19.2	23.4	23.2	4

SIGN DETAIL
1:10



SIGN PANEL DETAIL #11

SIGN NUMBER	name
WIDTH x HGT.	4'-0" x 2'-6"
BORDER WIDTH	0.63"
CORNER RADIUS	1.5"
MOUNTING	Overhead
BACKGROUND	TYPE: Reflective
COLOR:	Orange
LEGEND/BORDER	TYPE: Reflective
COLOR:	Black/Black

SYMBOL	ROT	X	Y	WD	HT
--------	-----	---	---	----	----

Panel Style: construction_guides.ssi
Dimensions are in inches tenths

Letter locations are panel edge to lower left corner

LETTER POSITIONS (X)											LENGTH	SERIES SIZE
N	B	L	a	S	A	L	L	E	T	O		EM
5.1	9.5	12.7	16.7	20.2	24.1	27.9	32.7	36.3	39.9		37.7	42.9
20.6	24.1										6.9	4
6.2	11.1	14.9	19.9	22.2	27	31.9	35	38.6			35.7	4