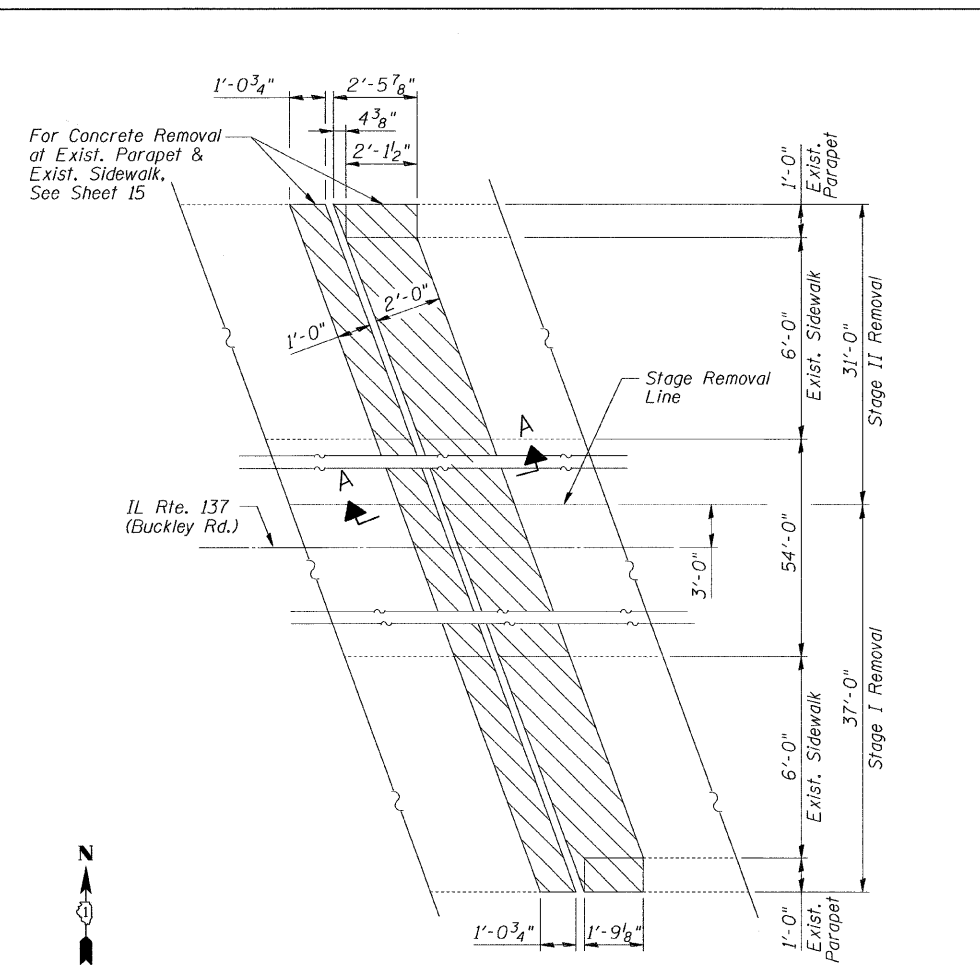
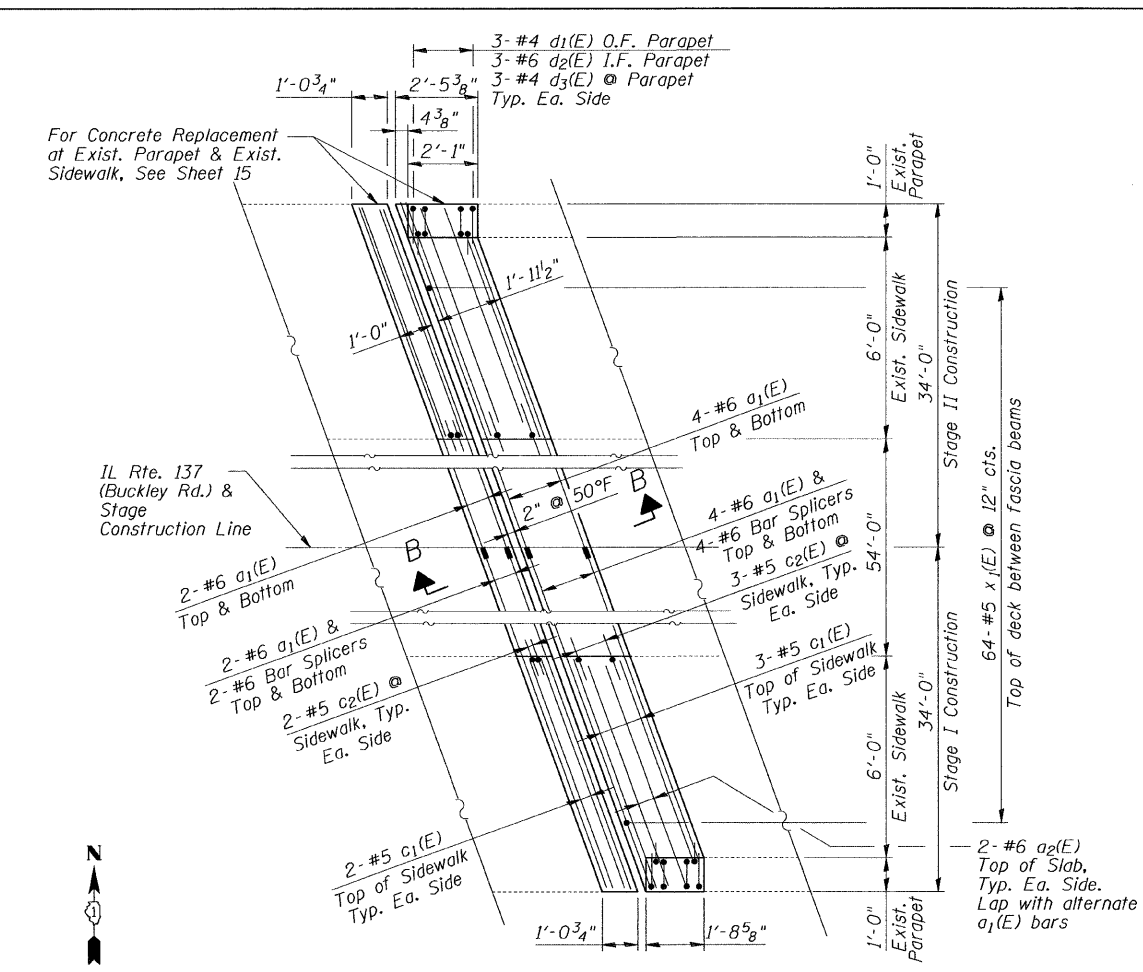


BILL OF MATERIAL

Bar	No.	Size	Length	Shape
a ₁ (E)	48	#6	35'-8"	—
a ₂ (E)	8	#6	6'-0"	—
c ₁ (E)	20	#5	7'-1"	—
c ₂ (E)	20	#5	2'-7"	└
d ₁ (E)	12	#4	4'-4"	└
d ₂ (E)	12	#6	3'-10"	└
d ₃ (E)	12	#4	6'-5"	└
x ₁ (E)	128	#5	2'-6"	└
Concrete Removal			Cu. Yd.	21.0
Concrete Superstructure			Cu. Yd.	21.0
Bridge Deck Grooving			Sq. Yd.	21
Protective Coat			Sq. Yd.	52
Reinforcement Bars, Epoxy Coated			Pound	3,340
Bar Splicers			Each	24



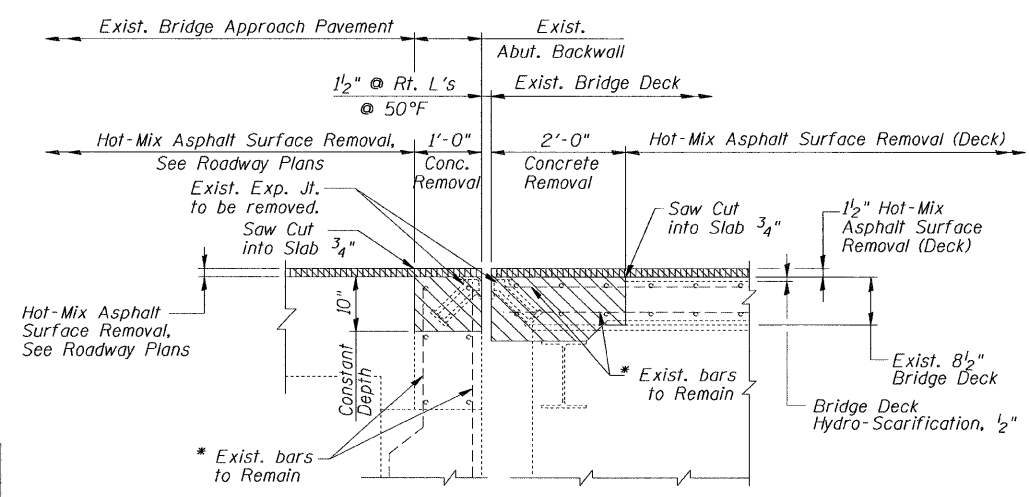
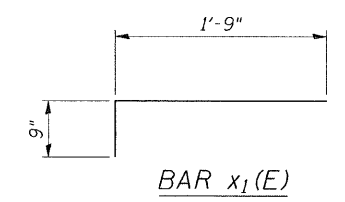
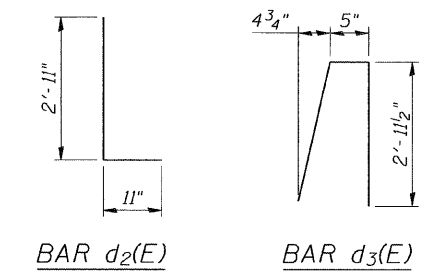
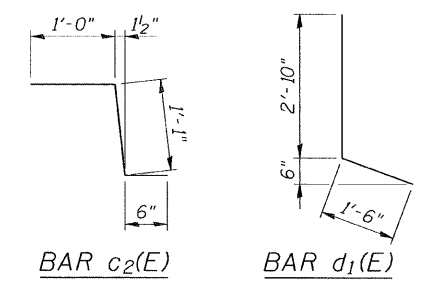
CONCRETE REMOVAL @ EXIST. WEST ABUTMENT EXP. JOINT PLAN
EXIST. EAST ABUTMENT SIM. OPP. HAND PLAN



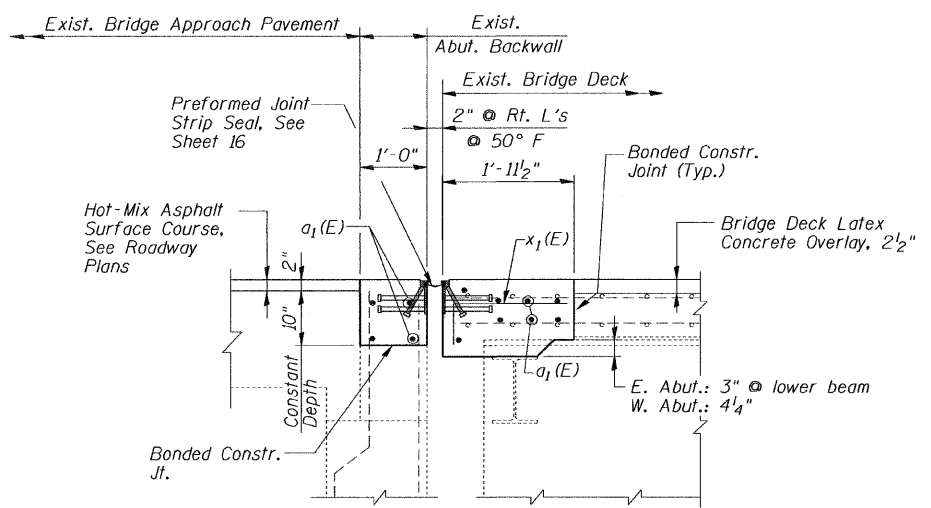
CONCRETE REPLACEMENT @ EXIST. WEST ABUTMENT EXP. JOINT PLAN
EXIST. EAST ABUTMENT SIM. OPP. HAND PLAN

LEGEND
 - Concrete Removal

NOTE:
 1. * Exist. reinforcement bars extending into the removal areas shall be cleaned, straightened and incorporated into the new construction. Any reinforcement bars that are damaged during concrete removal shall be replaced with approved bar splicer or anchorage system. Cost included with Concrete Removal.



SECTION A-A



SECTION B-B

Note:
 Dimensions are based on a Rolled Rail Strip Seal. If the Contractor elects to use the Welded Rail Strip Seal joint, deck dimensions may require adjustments to satisfy the details on Base Sheet E-J-SSJ as shown on Sheet 16.

DESIGNED	S.D.H.
CHECKED	J.A.Z.
DRAWN	M.S.M.
CHECKED	S.D.H.

JOINT DETAILS
 IL RTE. 137 (BUCKLEY ROAD)
 OVER DES PLAINES RIVER
 FAP 352 (IL 137), SECTION 56 B-1-2
 LAKE COUNTY
 STATION 64+63.88
 S.N. 049-0063
 DATE: 01-14-09
 GRAEF, ANHALT, SCHLOEMER & ASSOCIATES, INC
 CHICAGO ILLINOIS

I:\Jobs\2008\plot\2006-3028.44\00\063_3028-S6.dgn
 1/12/2009